

[54] RADIO RECEIVER

[75] Inventor: Masanori Hamada, Yao, Japan

[73] Assignee: Matsushita Electric Industrial Co., Ltd., Kadoma, Japan

[**] Term: 14 Years

[21] Appl. No.: 773,723

[22] Filed: Mar. 1, 1977

[30] Foreign Application Priority Data

Sep. 2, 1976 [JP] Japan 51-34829

[51] Int. Cl. D14-03

[52] U.S. Cl. D14/70; D14/75

[58] Field of Search D14/1, 2, 5, 6, 68-76, D14/99

[56] References Cited

U.S. PATENT DOCUMENTS

D. 234,538	3/1975	Kawano et al.	D14/70
D. 240,453	7/1976	Okada et al.	D14/75
D. 244,102	4/1977	Takenaka et al.	D14/72 X
D. 245,037	7/1977	Ebata et al.	D14/6 X

Primary Examiner—Joel Stearman
Assistant Examiner—J. Corrigan
Attorney, Agent, or Firm—Richard C. Sughrue

[57] CLAIM

The ornamental design of a radio receiver, as shown.

DESCRIPTION

FIG. 1 is a front, top and right side perspective view of a radio receiver showing my new design;

FIG. 2 is a rear, bottom and left side perspective view thereof;

FIG. 3 is a rear elevational view thereof; and

FIG. 4 is a left side elevational view thereof.




Fig. 1




Fig. 2

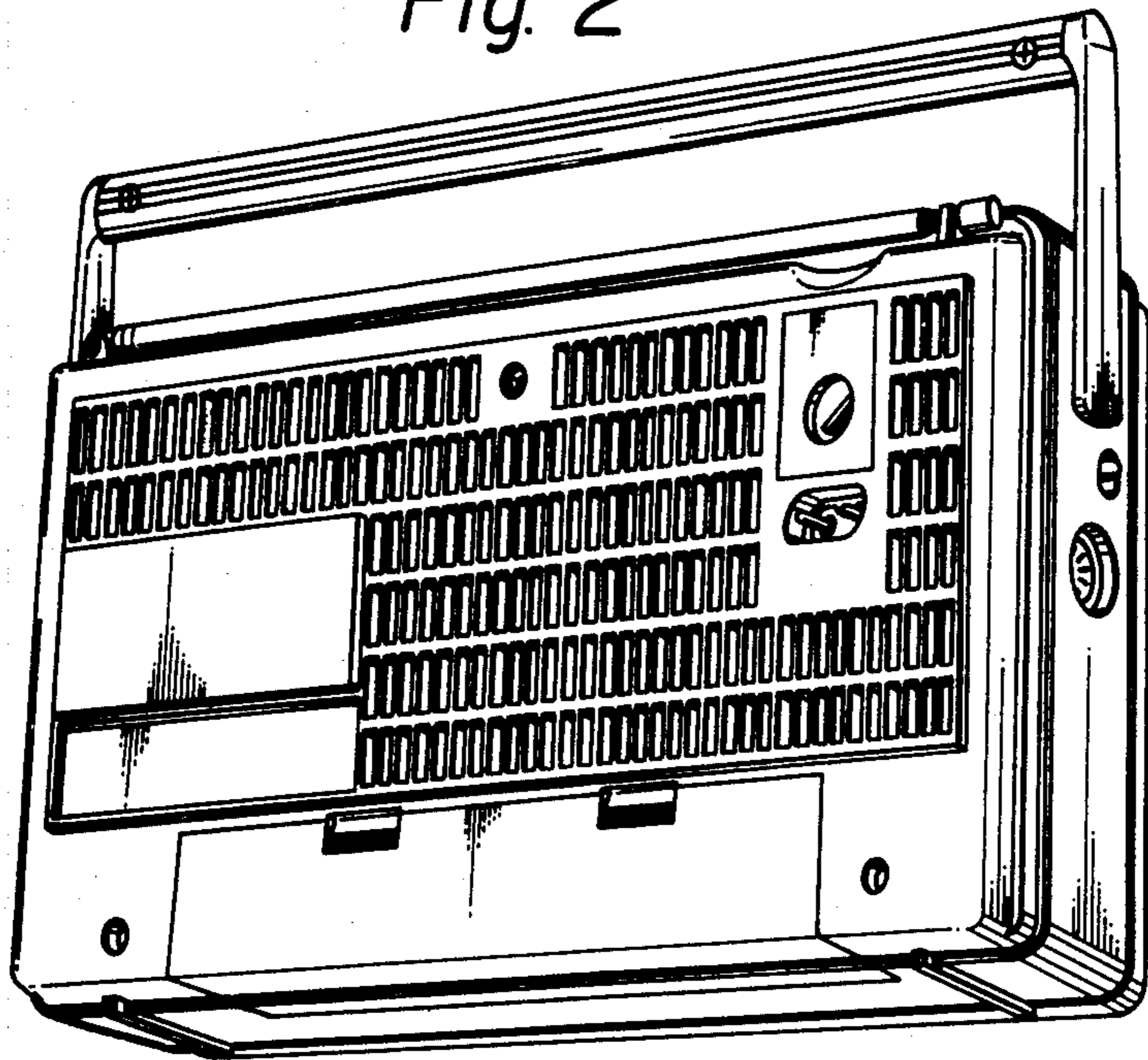


Fig. 3

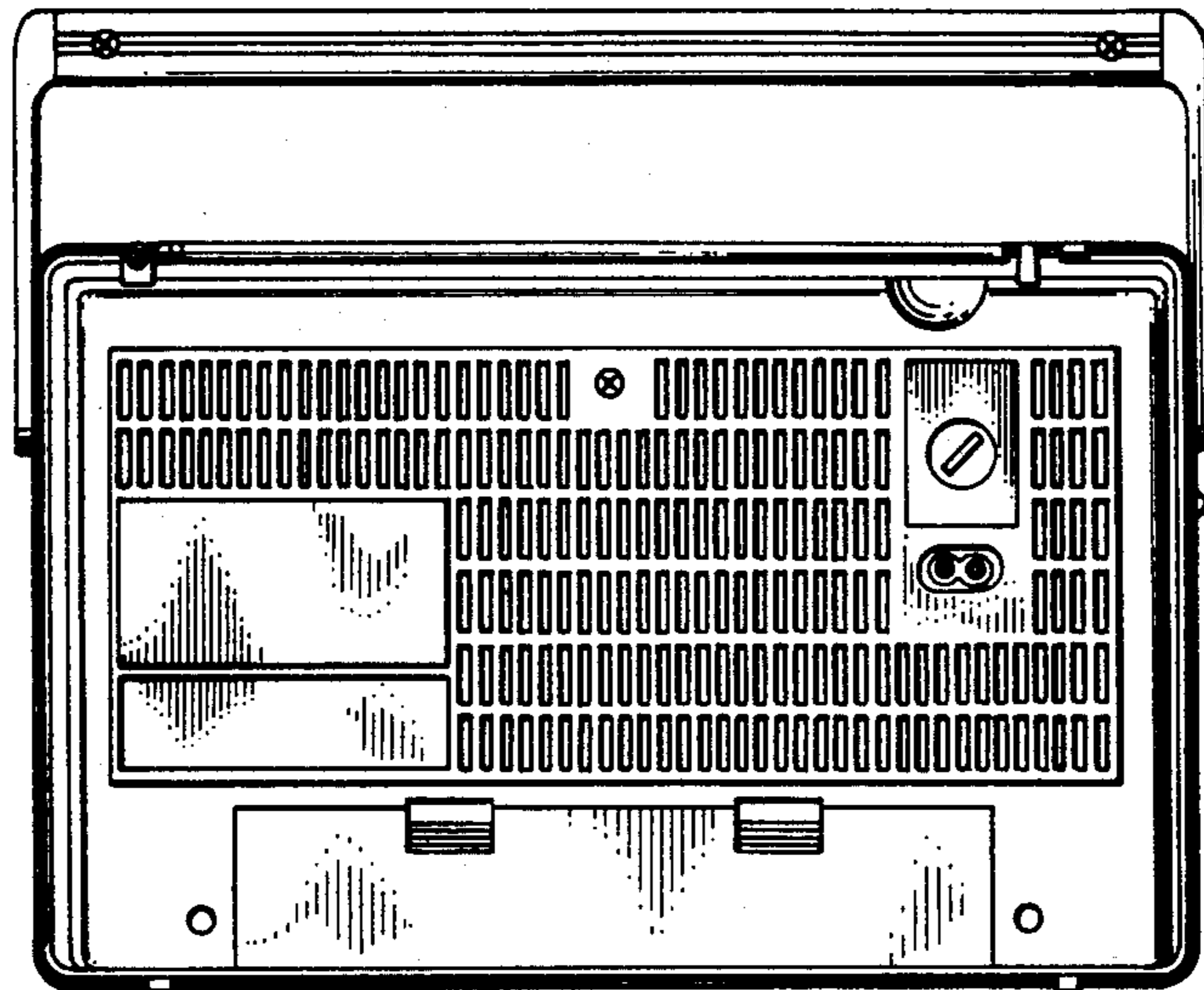


Fig. 4

