

[54] **KNOB**
[75] **Inventor:** La Verne E. Clayton, Rockford, Ill.
[73] **Assignee:** Amerock Corporation, Rockford, Ill.
[**] **Term:** 14 Years
[21] **Appl. No.:** 916,780
[22] **Filed:** Jun. 19, 1978

Related U.S. Application Data


[63] Continuation-in-part of Ser. No. 890,224, Mar. 27, 1978, abandoned.
[51] **Int. Cl.** D8—06
[52] **U.S. Cl.** D8/310
[58] **Field of Search** D8/300-302, D8/305-307, 310-322, 350-353, 367; 16/110 R, 121, 124-127; 292/347

[56] **References Cited**
U.S. PATENT DOCUMENTS
D. 211,935 8/1968 Algoren D8/310
D. 219,422 12/1970 Tegner D8/310

OTHER PUBLICATIONS
J. C. DeJong, Cat. 704, p. B-6, knob 653.
Primary Examiner—Wallace R. Burke
Assistant Examiner—B. J. Bullock
Attorney, Agent, or Firm—C. Frederick Leydig

[57] **CLAIM**
The ornamental design for a knob, as shown and described.

DESCRIPTION
FIG. 1 is a front elevational view of a knob incorporating my new design.
FIG. 2 is a side elevational view thereof.
FIG. 3 is an enlarged sectional view looking in the direction of the arrows on line 3—3 of FIG. 1.



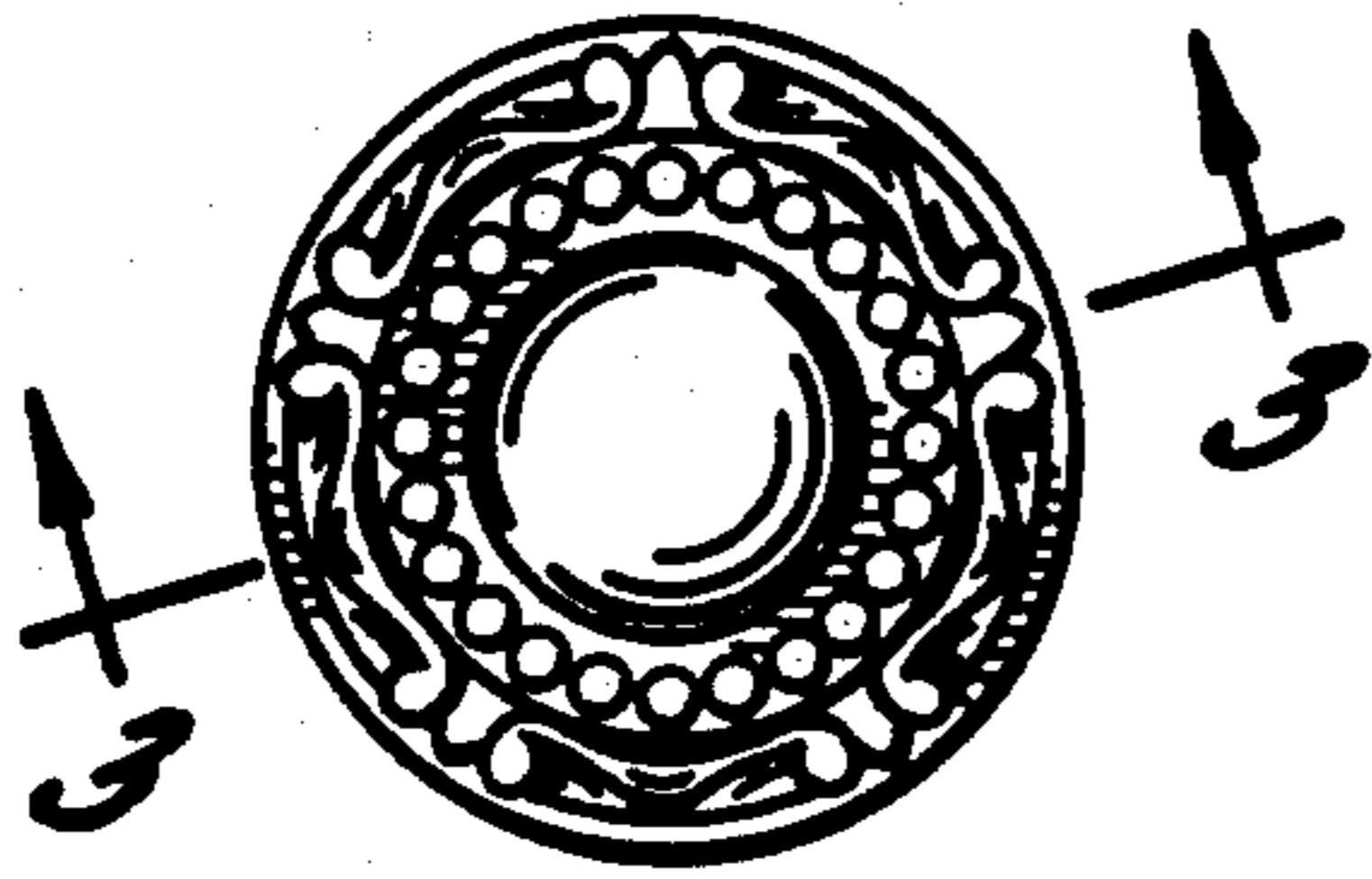


FIG. 1.

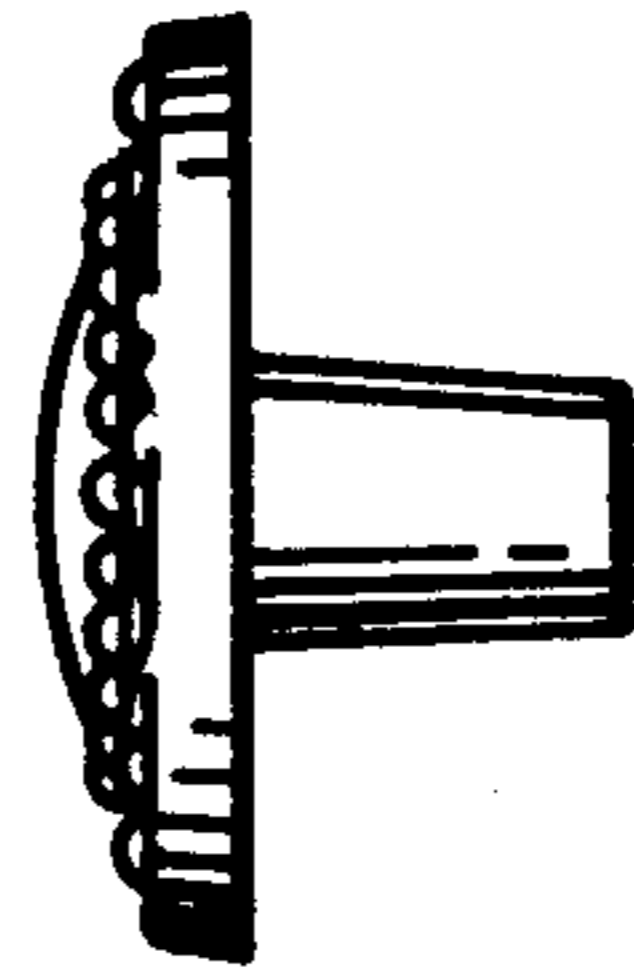


FIG. 2.




FIG. 3.