

[54] **BOTTOM RAIL OF A VENETIAN BLIND ASSEMBLY**

[75] **Inventor:** Samuel J. Anderson, Swarthmore, Pa.

[73] **Assignee:** International Blind Company, Chester, Pa.

[**] **Term:** 14 Years

[21] **Appl. No.:** 798,680

[22] **Filed:** May 27, 1977

[51] **Int. Cl.** D6-10

[52] **U.S. Cl.** D6/208.1

[58] **Field of Search** D6/205, 208.1; 160/173, 160/178 R, 178 E

[56] **References Cited**

U.S. PATENT DOCUMENTS

D. 151,410	10/1948	Rosenbaum	D6/205
D. 173,504	11/1954	Lorentzen	D6/205
2,637,382	5/1953	Nelson	160/178 R
2,756,816	7/1956	Radel et al.	160/173

Primary Examiner—Joel Stearman
Assistant Examiner—J. Corrigan
Attorney, Agent, or Firm—Eugene E. Renz, Jr.

[57] **CLAIM**

The ornamental design for a bottom rail of a venetian blind assembly, substantially as shown and described.

DESCRIPTION

FIG. 1 is a side elevational view of my design for the bottom rail of a venetian blind assembly;
FIG. 2 is a plan view thereof;
FIG. 3 is an inverted plan view of my bottom rail design;
FIG. 4 is a side elevational view thereof as viewed from either the left or right hand side of FIG. 1; and
FIG. 5 is a sectional view taken on lines 5-5 of FIG. 1.

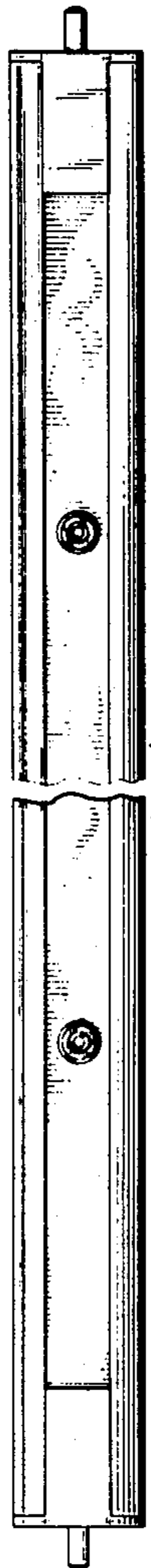


Fig. 2.

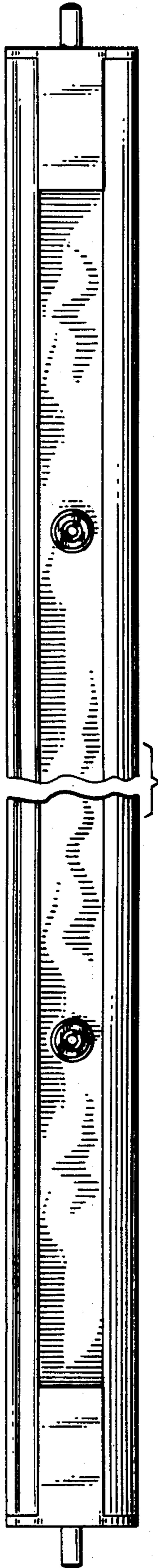


Fig. 1.

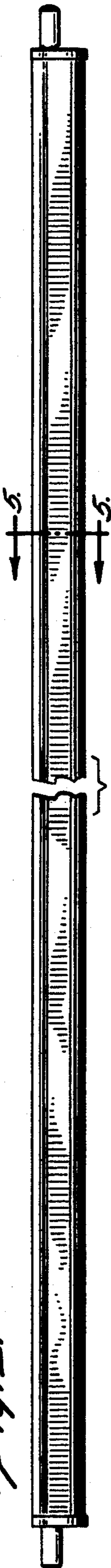


Fig. 3.

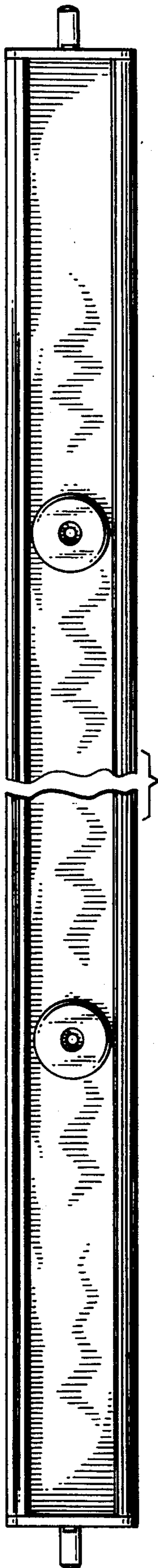


Fig. 4.

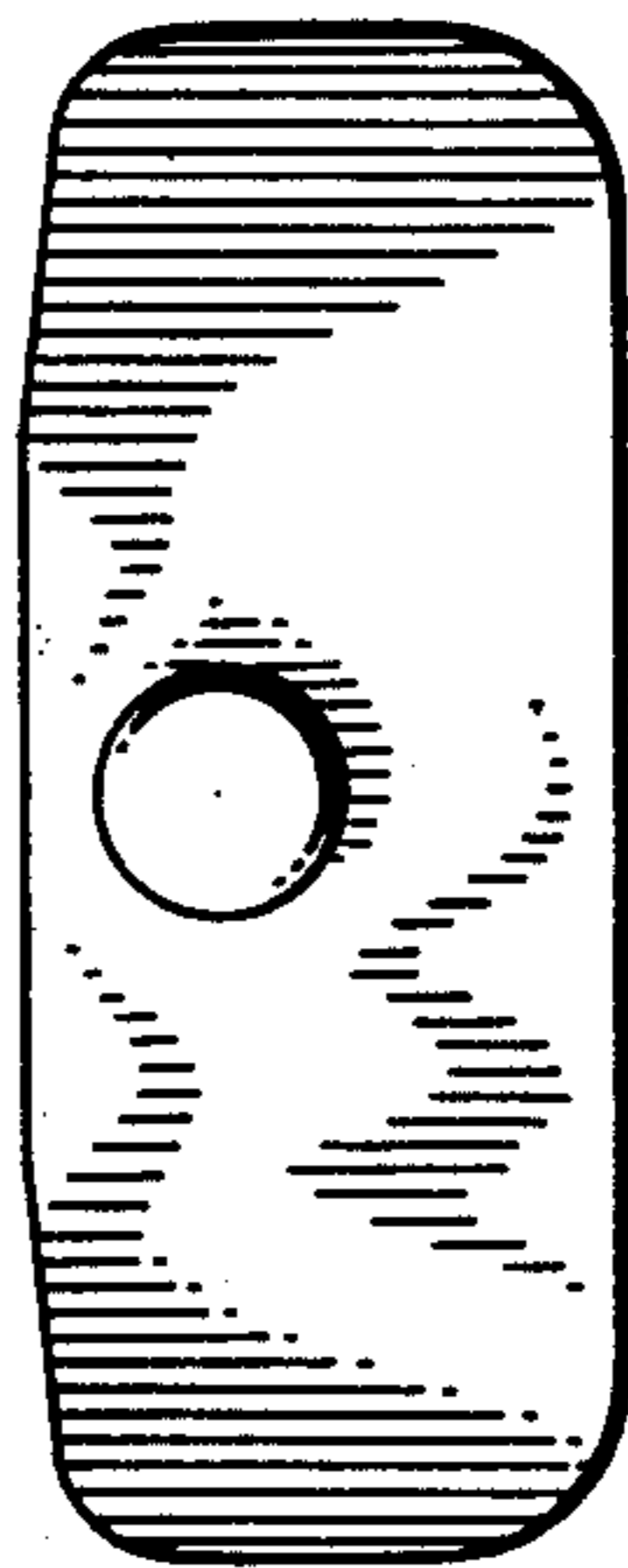


Fig. 5.

