

[54] HOUSING FOR TELEPHONES OR THE LIKE

[75] Inventor: John D. Margeson, Cumming, Ga.

[73] Assignee: Phillips & Brooks, Inc., Cumming, Ga.

[**] Term: 14 Years

[21] Appl. No.: 760,447

[22] Filed: Jan. 19, 1977

[51] Int. Cl. D6-04; D25-03

[52] U.S. Cl. D6/132; D25/16

[58] Field of Search D6/20, 25, 85, 114, D6/116, 132-134, 140, 188; D25/16; 211/13, 90, 152; 52/27, 28, 36, 40, 73; D12/183

[56] References Cited

U.S. PATENT DOCUMENTS

D. 58,762	8/1921	Johnston	D12/183
D. 197,053	12/1963	Phillips	D6/132
3,247,332	4/1966	McHugh	D6/132
3,300,917	1/1967	Bartley et al.	D6/114

OTHER PUBLICATIONS

Sweet's Arch. Catalog File, 1973, Sec. 10.9/Ct, p. 7, 'Old English' telephone booth.

Primary Examiner—Wallace R. Burke

Assistant Examiner—B. J. Bullock

Attorney, Agent, or Firm—Harold D. Jones, Jr.

[57] CLAIM

The ornamental design for a housing for telephones or the like, substantially as shown and described.

DESCRIPTION

FIG. 1 is a perspective view of a housing for telephones or the like showing my new design;

FIG. 2 is a top plan view of FIG. 1;

FIG. 3 is a bottom plan view of FIG. 1, the surface being essentially flat;

FIG. 4 is a side elevational view taken from the right of FIG. 1;


FIG. 5 is a side elevational view taken from the left of FIG. 1;

FIG. 6 is a front elevational view of FIG. 1;

FIG. 7 is a rear elevational view of FIG. 1;

FIG. 8 is a side elevational view of a second embodiment of the design of FIG. 1, similar to FIG. 4; the only difference being the triangular windows in the sides;

FIG. 9 is a side elevational view of the second embodiment, similar to FIG. 5.






Fig. 1




Fig. 2

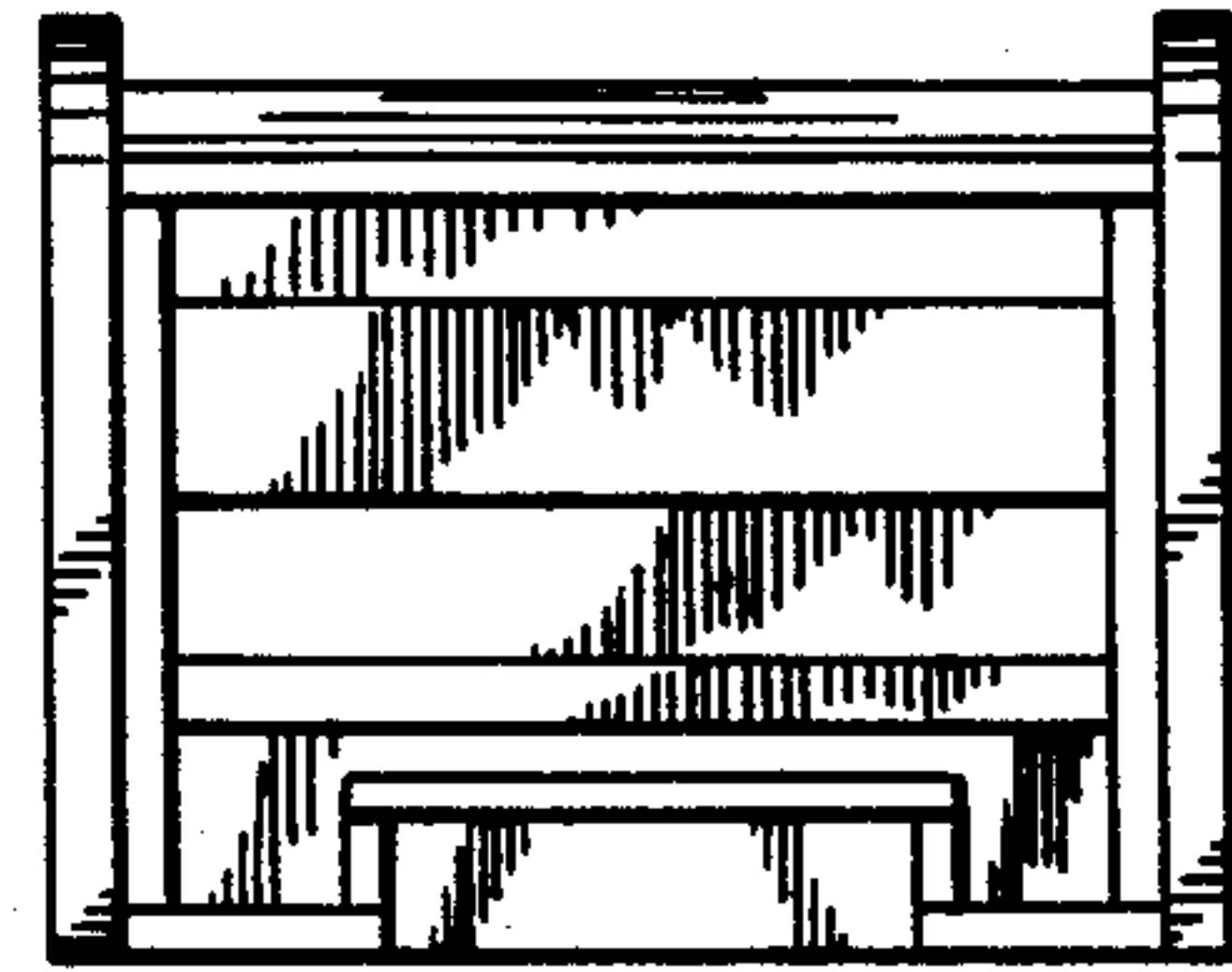


Fig. 3




Fig. 4




Fig. 5




Fig. 6




Fig. 7



Fig. 8




Fig. 9