

[54] VIDEO TAPE RECORDER

[75] Inventor: Kazuhiko Nagata, Katano, Japan

[73] Assignee: Matsushita Electric Industrial Co., Ltd., Kadoma, Japan

[**] Term: 14 Years

[21] Appl. No.: 818,732

[22] Filed: Jul. 25, 1977

[30] Foreign Application Priority Data

Apr. 30, 1977 [JP] Japan 52-16582

[51] Int. Cl. D14-01

[52] U.S. Cl. D14/2; D14/1; D14/5

[58] Field of Search D14/2, 5, 1; 360/79, 360/33-38

[56] References Cited

U.S. PATENT DOCUMENTS

D. 227,578	7/1973	Takanashi	D14/2
D. 227,579	7/1973	Takanashi	D14/2
D. 228,508	10/1973	Ohira	D14/2
D. 240,301	6/1976	Takanashi	D14/2

OTHER PUBLICATIONS

Lafayette Radio Electronics Cat. No. 740, ©1973, p. 185, Video Tape Recorder.

Primary Examiner—Bernard Ansher
Attorney, Agent, or Firm—Eric H. Waters

[57] CLAIM

The ornamental design for a video tape recorder, as shown and described.

DESCRIPTION

FIG. 1 is a top, front and right side perspective view of a video tape recorder showing my new design, FIG. 2 is a bottom, rear and right side perspective view thereof, and FIG. 3 is a front elevational view thereof. Left side view is identical with right side view.




FIG. 1

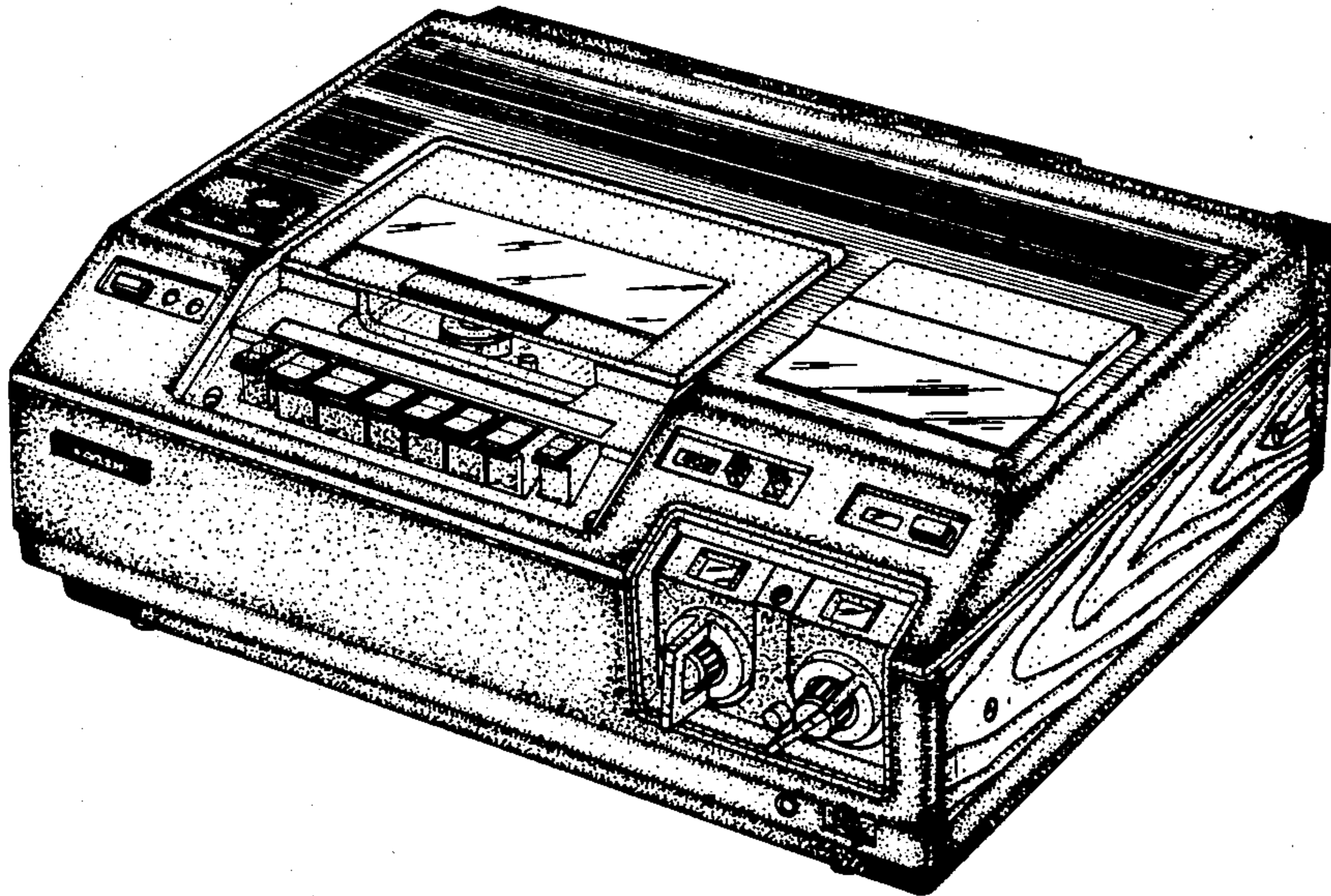


FIG. 2

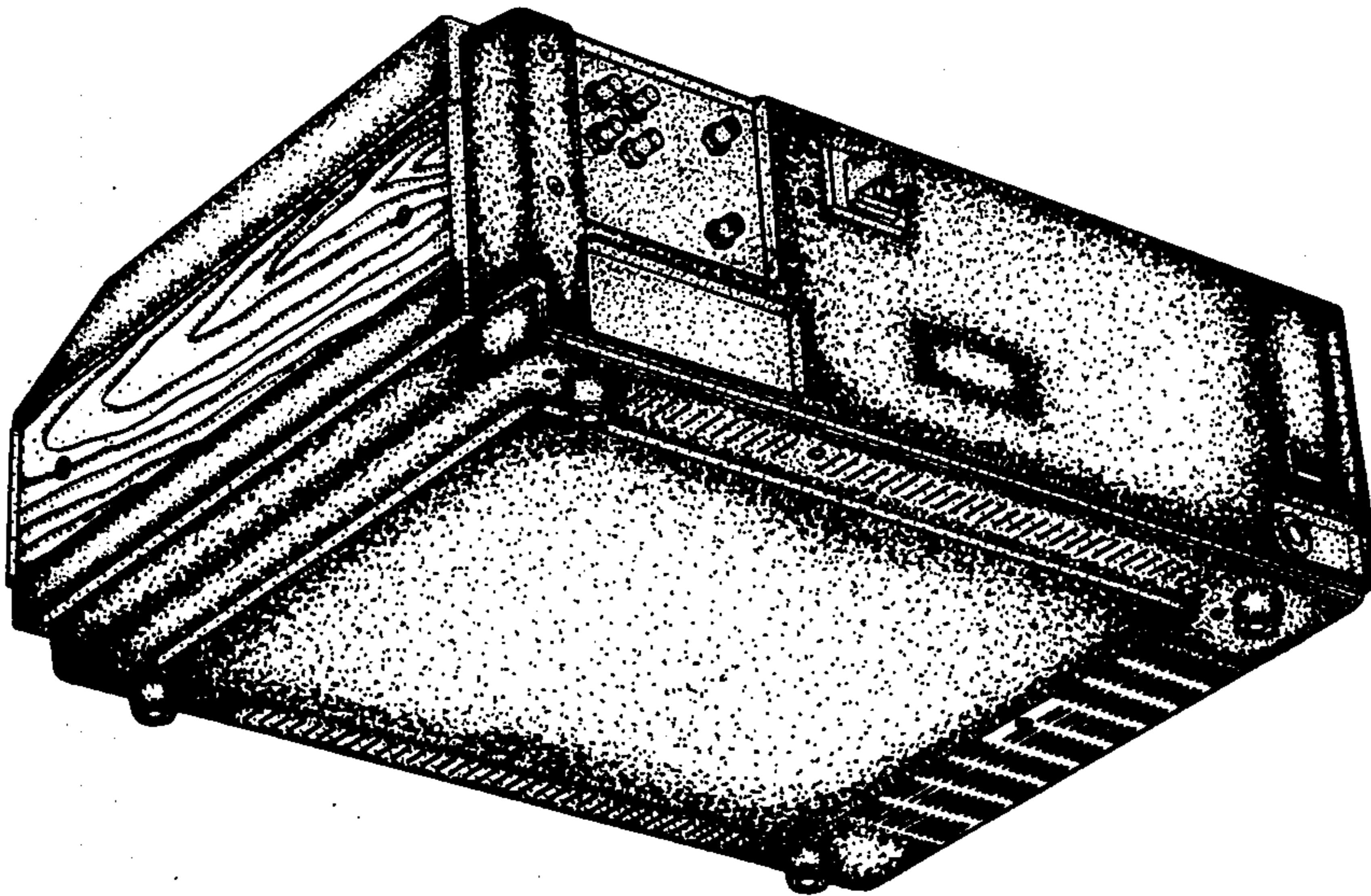


FIG. 3

