

[54] **LUGGAGE CASE**

[75] **Inventor:** Michael Davis, New Castle, Pa.

[73] **Assignee:** Airway Industries, Inc., Ellwood City, Pa.

[\*\*] **Term:** 14 Years

[21] **Appl. No.:** 857,197

[22] **Filed:** Dec. 2, 1977

[51] **Int. Cl. ....** D3—01

[52] **U.S. Cl. ....** D3/77

[58] **Field of Search ....** D87/1 R, 5 R, 5 F, 5 G;  
190/41 R, 41 Z, 59

[56] **References Cited**

**U.S. PATENT DOCUMENTS**

D. 227,946	7/1973	Milette .....	D87/5 G
D. 236,758	9/1975	Sollazzi .....	D87/5 F
D. 242,183	11/1976	Davis .....	D87/5 G
2,425,035	8/1947	Garnett et al. ....	190/41
2,428,159	9/1948	Hines .....	190/41
2,531,302	11/1950	Schwennicke .....	190/41
3,578,115	5/1971	Schneider .....	190/41
3,628,640	12/1971	Molnar .....	190/41

**OTHER PUBLICATIONS**

Luggage & Leather Goods, 2/74, p. 43, Item #5 (flap).

Luggage & Leather Goods, 3/75, rear cover.

Luggage & Leather Goods, 8/75, p. 24, Item #1824.

*Primary Examiner*—Joel Stearman

*Assistant Examiner*—George P. Word  
*Attorney, Agent, or Firm*—Eugene F. Buell

[57] **CLAIM**

The ornamental design for a luggage case, substantially as shown and described.

**DESCRIPTION**

FIG. 1 is a perspective view of a luggage case showing my new design with the closure flap disengaged from the lock, and the slide fasteners partially open;

FIG. 2 is a top plan view thereof but with the flap engaged in the lock assembly;

FIG. 3 is a front elevational view thereof;

FIG. 4 is a rear elevational view thereof;

FIG. 5 is a bottom plan view thereof; and

FIG. 6 is a left end elevational view, the right end being substantially a mirror image thereof.

The partial showing of a fabric texture on the front and rear panels is understood to be continuous within the areas where shown.

The characteristic feature of my design resides principally in the twin pillars on one side of the luggage case extending vertically in parallel spaced relation and substantially in registry with opposite ends of the curved handle, each pillar comprising a wide strap of uniform width with a relatively narrow raised rib midway of the side edges thereof and with stitching closely adjacent and paralleling each side of the rib and each side edge of the wide strap, and in having a locking flap attached at one end on the top of the luggage case with a latch at the other end engaging a lock on the side between the twin pillars.





Fig. 1.



Fig. 2.




Fig. 3.

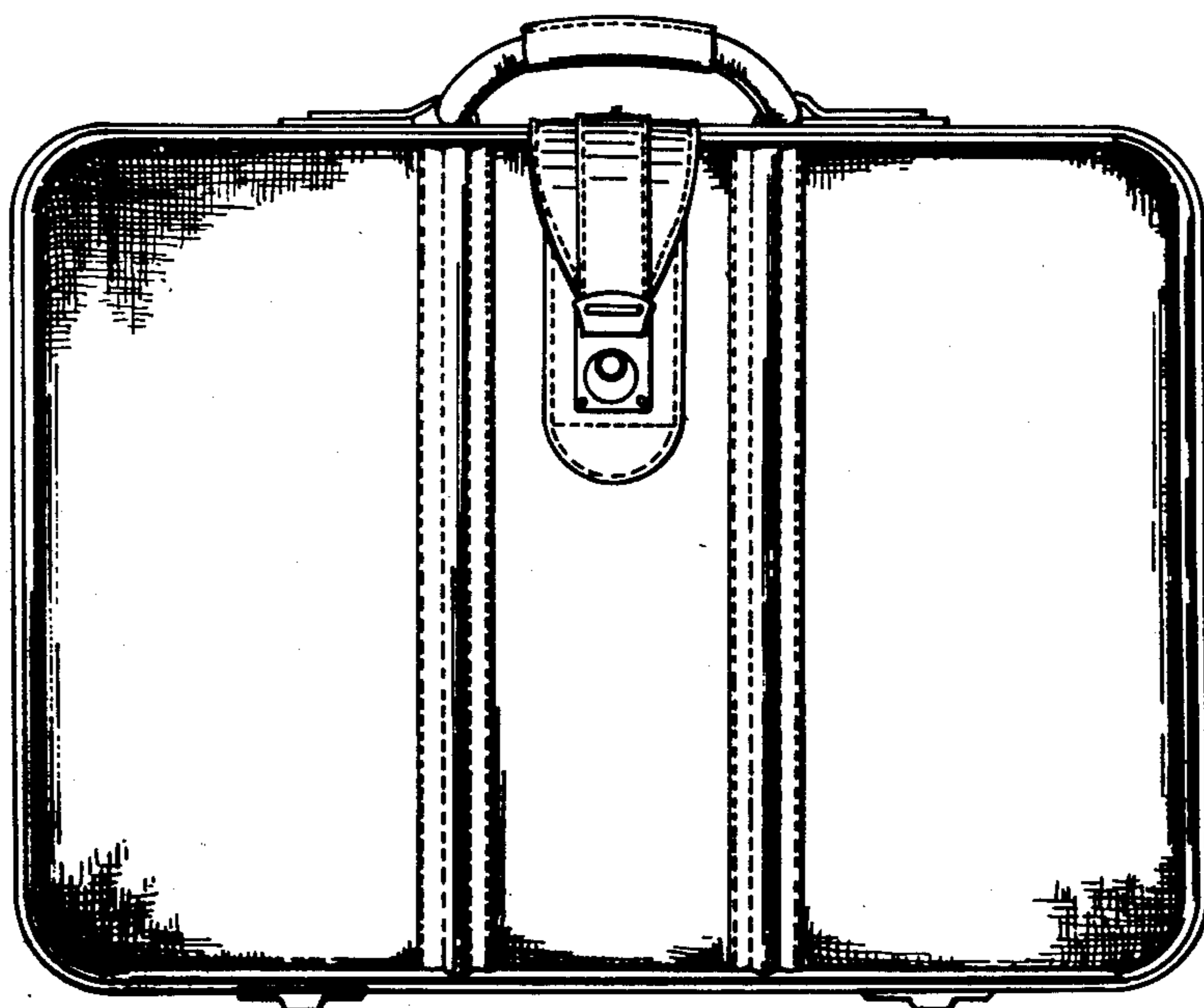


Fig. 4.




Fig. 5.




Fig. 6.

