

[54] COMBINED CALCULATOR, CLOCK AND ALARM

[75] Inventors: Teisuke Kurosu, Chofu; Eiji Fujita, Yokohama; Hisatoshi Matsushima, Yokohama; Hiroshi Yonekura, Yokohama, all of Japan

[73] Assignee: Matsushita Electric Industrial Co., Ltd., Kadoma, Japan

[**] Term: 14 Years

[21] Appl. No.: 825,509

[22] Filed: Aug. 17, 1977

[30] Foreign Application Priority Data

Feb. 17, 1977 [JP] Japan 52-5210

[51] Int. Cl. D18-01; D10-01; D10-02

[52] U.S. Cl. D18/2; D10/2; D10/31

[58] Field of Search D64/11 B, 11 C; D10/2, D10/31, 32; D14/40, 42, 45; 200/5 A; 235/145 R; 364/704, 705, 706, 707, 709; 58/152 R, 50 R

[56] References Cited

U.S. PATENT DOCUMENTS

D. 228,137	8/1973	Chadima	D14/42
D. 238,951	2/1976	Herr et al.	D64/11 B
4,035,627	7/1977	Dickinson et al.	58/152 R X

OTHER PUBLICATIONS

Office Products, Apr. 1974, p. 62, Mod. BC-0808B, Electronic Calculator.

Office Products, Feb. 1975, p. 66, Mod. 204, Preprogrammed Calculator.

Primary Examiner—Susan J. Lucas
Attorney, Agent, or Firm—Richard C. Sughrue

[57] CLAIM

The ornamental design for an combined calculator, clock and alarm, as shown.

DESCRIPTION

FIG. 1 is a front, top and left side perspective view of a combined calculator, clock and alarm showing our new design;

FIG. 2 is a rear, bottom and left side perspective view thereof; and

FIG. 3 is a right side elevational view thereof.




FIG. 1

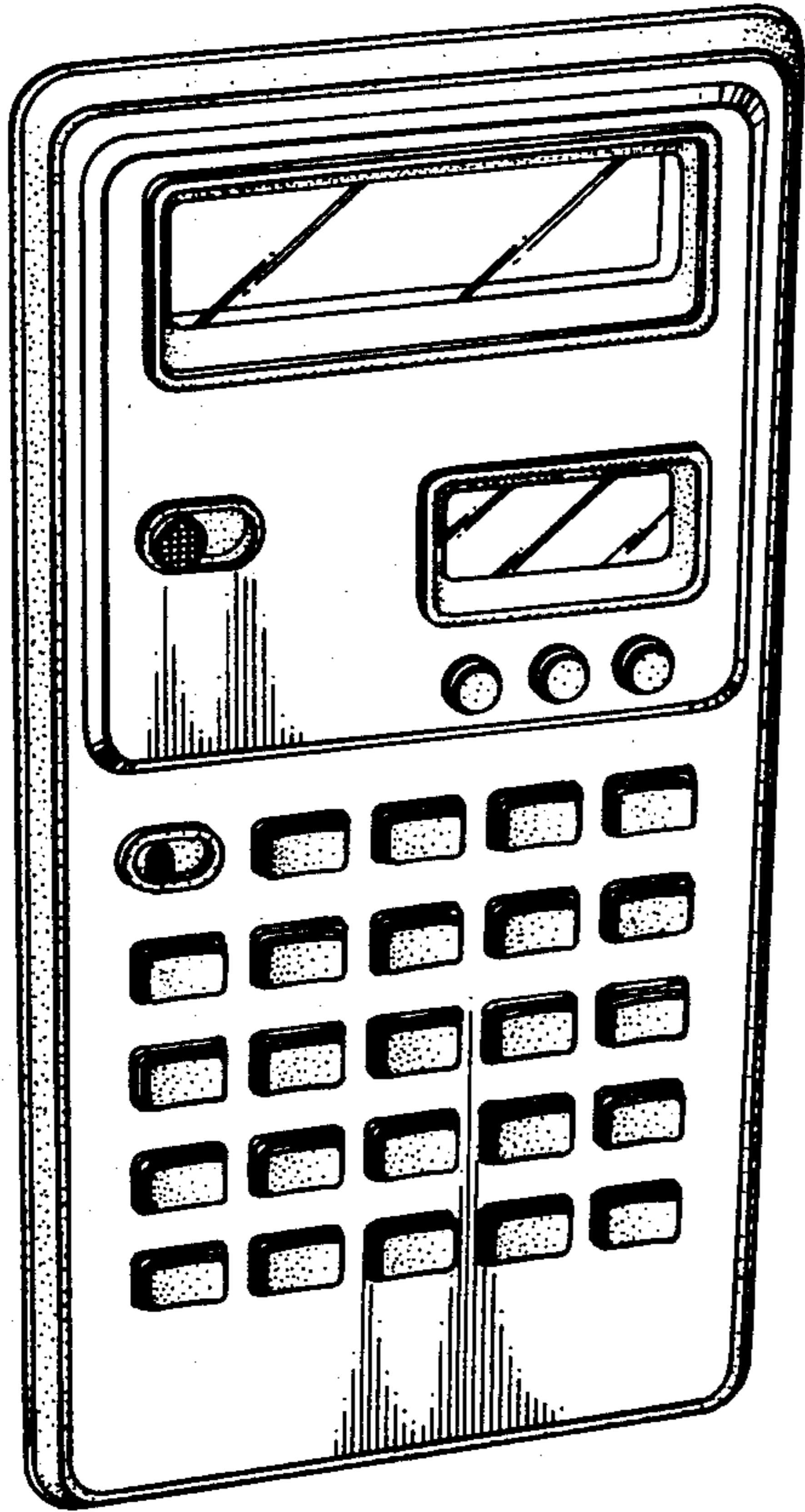


FIG. 2




FIG. 3

