

[54] DISPENSER FOR SHEET MATERIAL

[76] Inventor: Benny B. Collesano, 4310 W. 83rd St., Chicago, Ill. 60652

[\*\*] Term: 14 Years

[21] Appl. No.: 775,536

[22] Filed: Mar. 8, 1977

[51] Int. Cl. .... D2-99

[52] U.S. Cl. .... D3/30; D28/73; D6/98

[58] Field of Search ..... D2/27, 400, 402, 379; D52/2 R, 2 C; 221/33, 185, 63, 271, 52; 224/28 R, 28 A, 28 B; 206/233, 449, 389, 395, 409

[56] References Cited

U.S. PATENT DOCUMENTS

2,087,181	7/1937	Conway	.....	221/185 X
2,092,626	9/1937	Simon	.....	206/409 X
2,287,581	6/1942	Walker	.....	D52/2 C X
2,347,823	5/1944	Goodman	.....	224/28 B X

2,449,324	9/1948	Robinson	.....	224/28 B
3,826,407	7/1974	Keating	.....	224/28 B

FOREIGN PATENT DOCUMENTS

462300	3/1937	United Kingdom	.....	224/28 B
--------	--------	----------------	-------	----------

Primary Examiner—Nelson C. Holtje  
Attorney, Agent, or Firm—Benjamin H. Sherman

[57] CLAIM

The ornamental design for a dispenser for sheet material, substantially as shown and described.

DESCRIPTION

FIG. 1 is a front perspective view of a dispenser for sheet material showing my new design with the dispenser housing in the opened position;  
FIG. 2 is a right side elevational view thereof with the dispenser closed;  
FIG. 3 is an expanded top plan view of FIG. 2;  
FIG. 4 is an expanded bottom plan view of FIG. 2;  
FIG. 5 is a rear elevational view of FIG. 1 with the dispenser closed.




Fig. 1

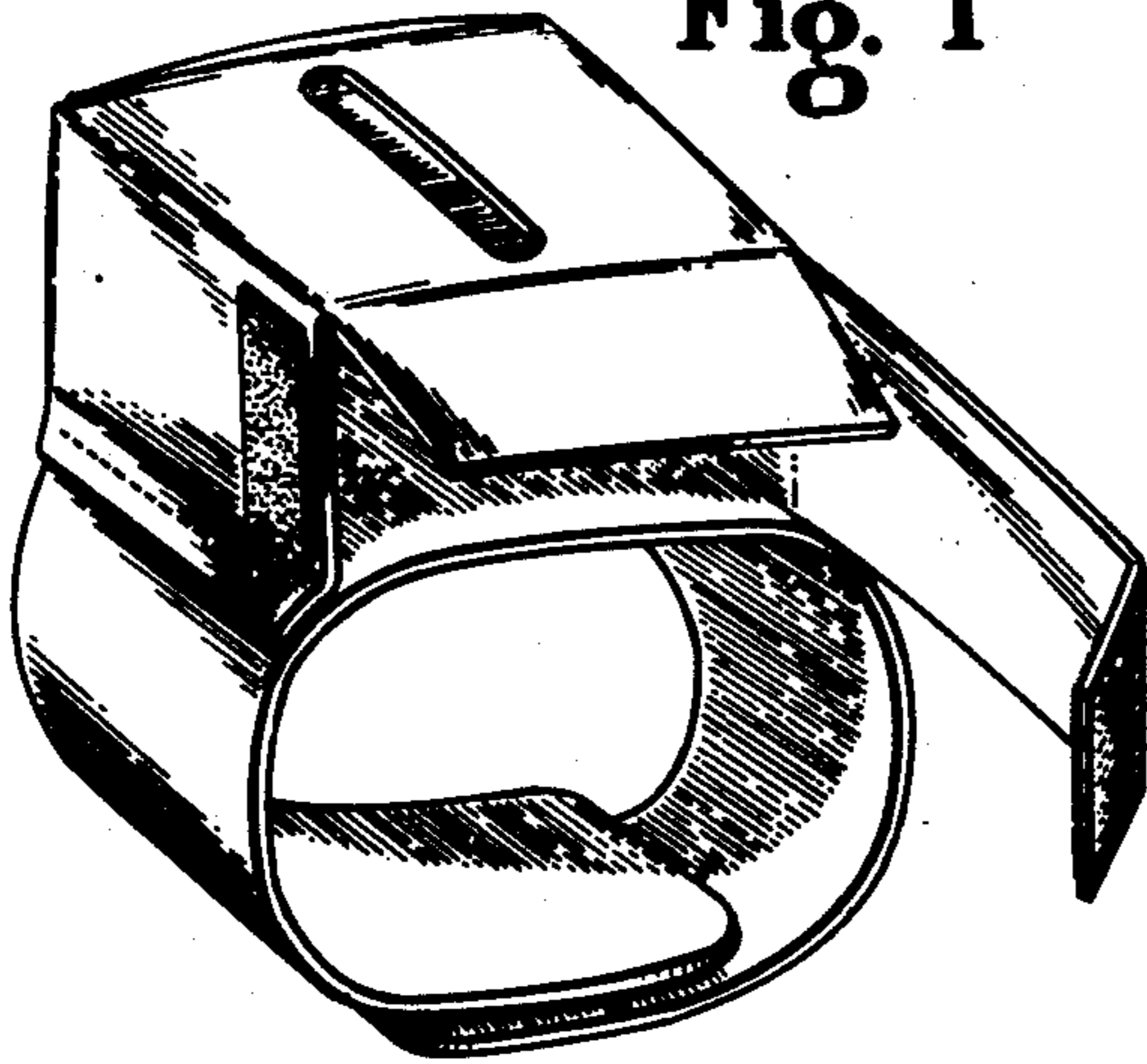


Fig. 2




Fig. 3

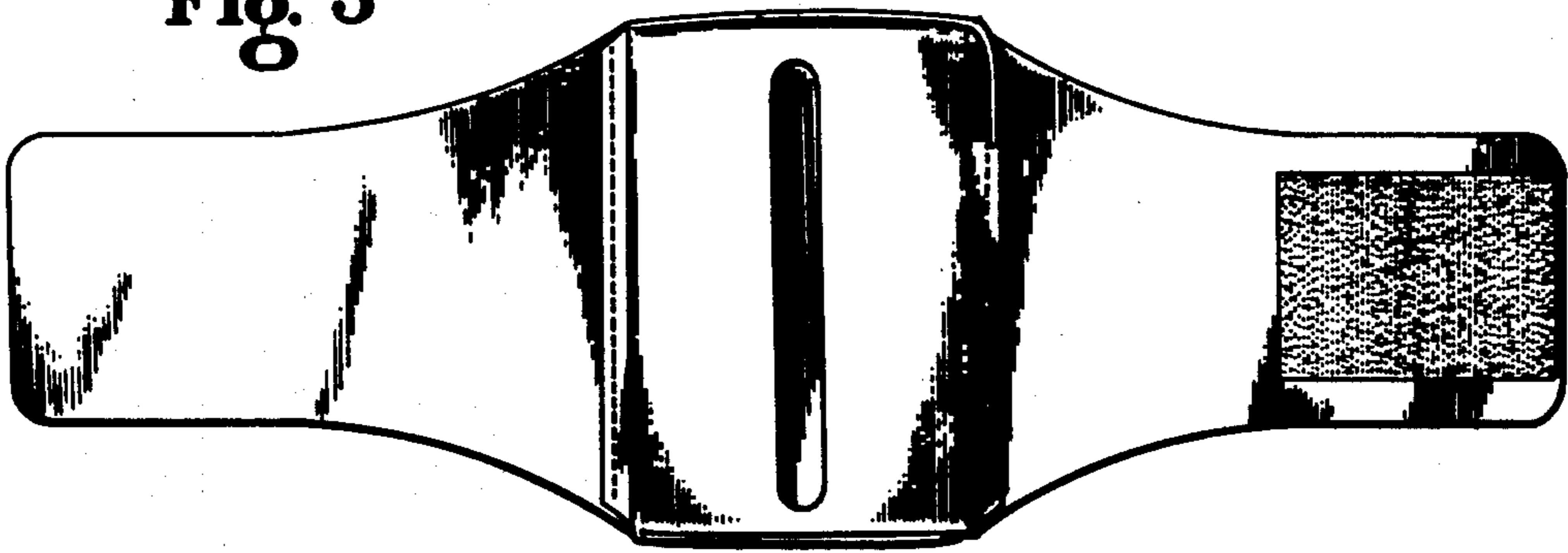


Fig. 4

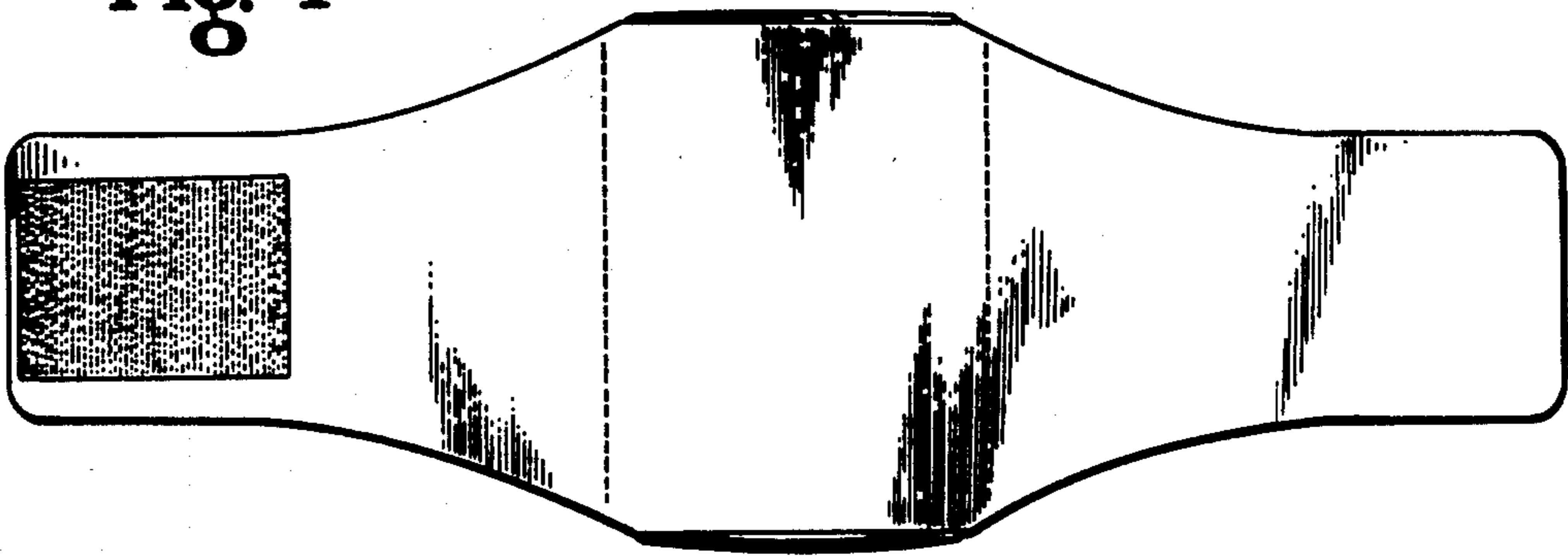


Fig. 5

