

[54] PERCUSSIVE FLASHLAMP ASSEMBLY

3,358,476 12/1967 Buzalski 431/95
4,049,369 9/1977 Shaffer 431/95

[75] Inventors: Robert P. Bonazoli, Hamilton;
William H. Morgan, Jr., Assonet,
both of Mass.

Primary Examiner—Wallace R. Burke
Assistant Examiner—Catherine Kemper
Attorney, Agent, or Firm—Norman J. O'Malley

[73] Assignee: GTE Sylvania Incorporated,
Stamford, Conn.

[57] CLAIM

[**] Term: 14 Years

The ornamental design for a percussive flashlamp assembly, as shown and described.

[21] Appl. No.: 813,109

DESCRIPTION

[22] Filed: Jul. 5, 1977

[51] Int. Cl. D16-05

FIG. 1 is an isometric view of a percussive flashlamp assembly, showing our new design;

[52] U.S. Cl. D48/33

FIG. 2 is a side elevational view thereof;

[58] Field of Search D48/33; 431/92-98;

FIG. 3 is a bottom plan view thereof;

362/3, 8, 9, 11, 16

FIG. 4 is a top plan view thereof;

FIG. 5 is an isometric view of a second embodiment thereof;

[56] References Cited

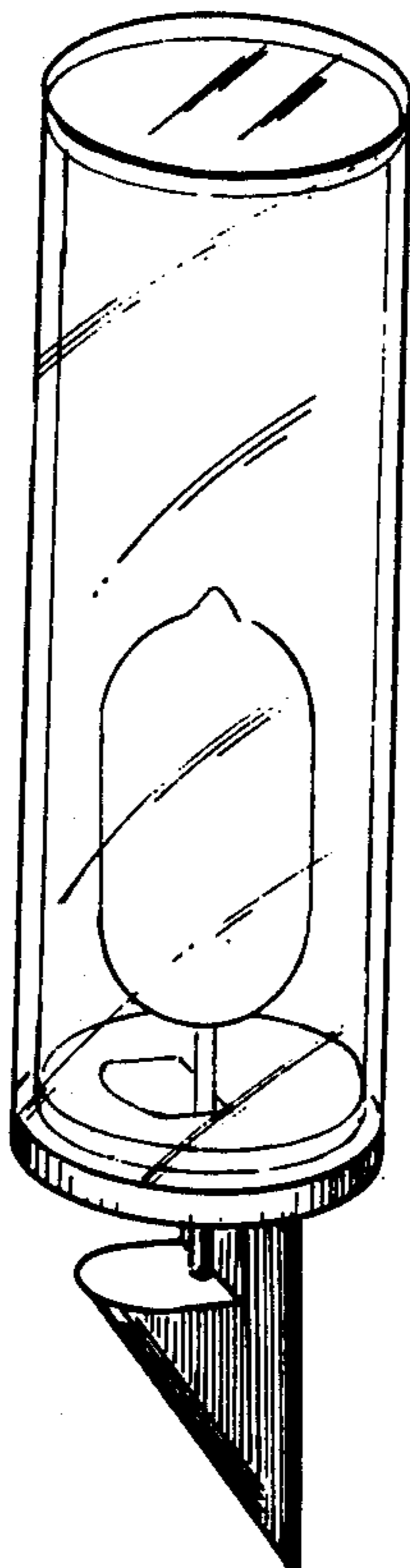
FIG. 6 is a side elevational view thereof;

U.S. PATENT DOCUMENTS

FIG. 7 is a bottom plan view thereof;

3,319,058 5/1967 Toomey, Jr. et al. 362/9

FIG. 8 is a top plan view thereof.






Fig. 1

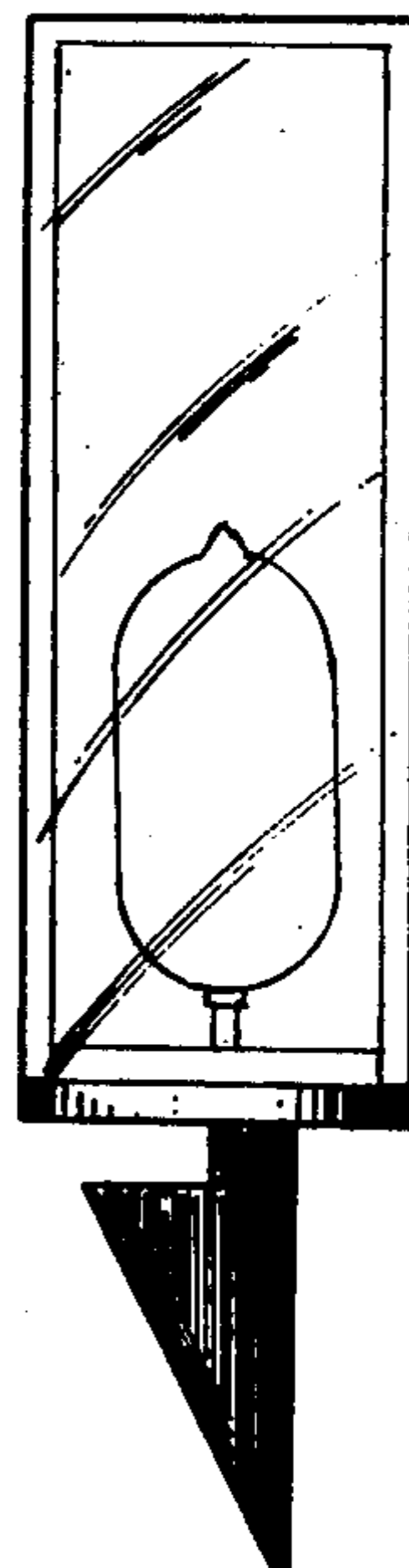


Fig. 2



Fig. 3

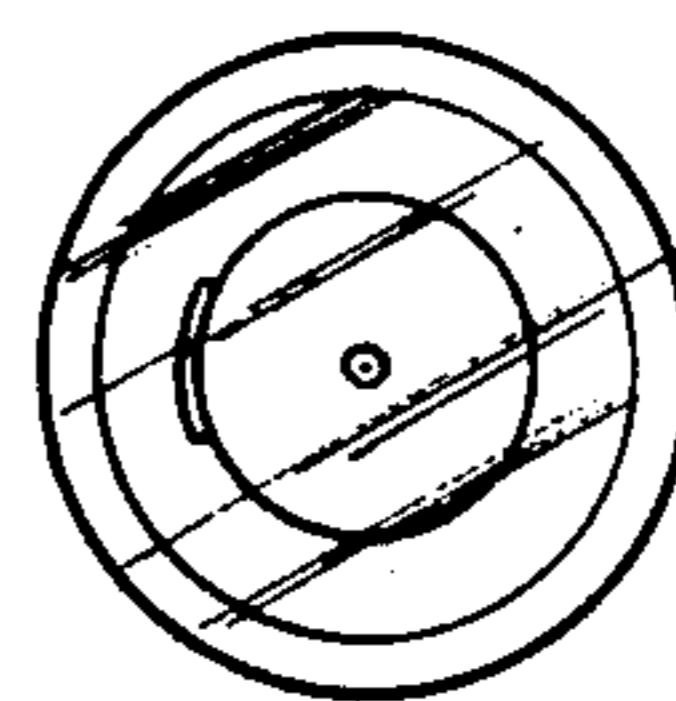


Fig. 4

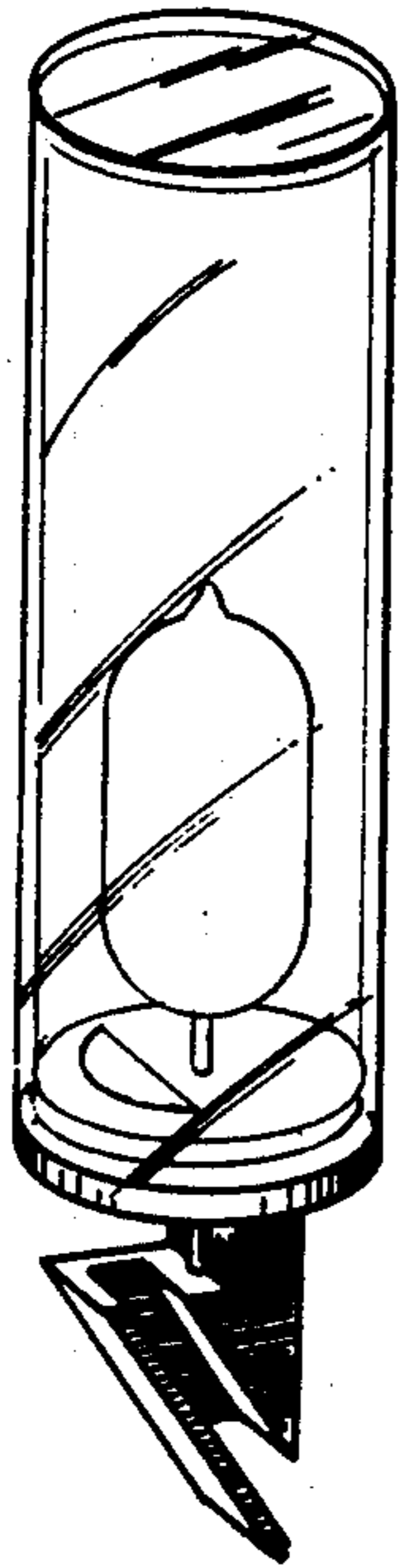


Fig. 5




Fig. 6




Fig. 7

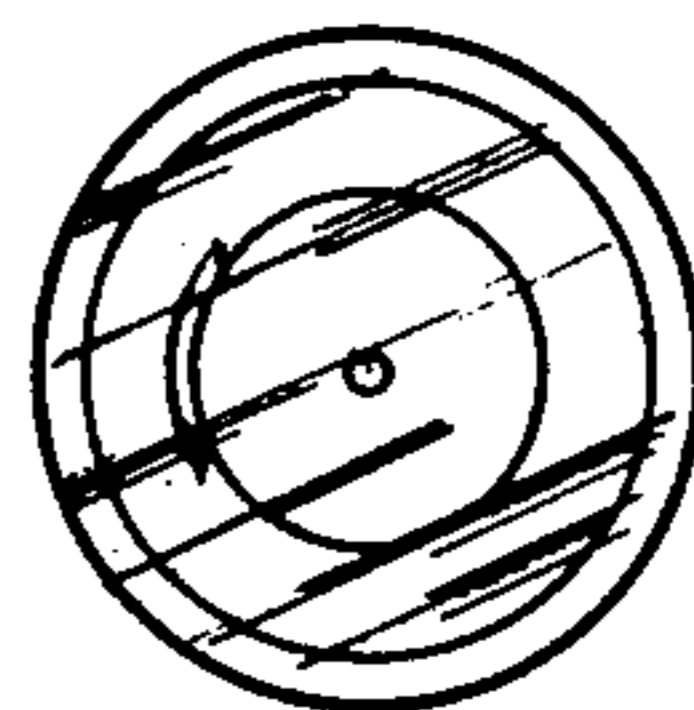


Fig. 8