

[54] **VIDEO TAPE RECORDER**

[75] **Inventors:** Shuzo Horikoshi, Kawanishi; Ken Kawamura, Ibaragi; Kazuhiko Nagata, Katano, all of Japan

[73] **Assignee:** Matsushita Electric Industrial Co., Ltd., Kadoma, Japan

[**] **Term:** 14 Years

[21] **Appl. No.:** 817,535

[22] **Filed:** Jul. 19, 1977

[30] **Foreign Application Priority Data**
Feb. 18, 1977 [JP] Japan 52-5490

[51] **Int. Cl.** D14-01

[52] **U.S. Cl.** D14/2; D14/1; D14/5

[58] **Field of Search** D14/2, 5, 1; 360/79, 360/33-38

[56] **References Cited**

U.S. PATENT DOCUMENTS

D. 227,578	7/1973	Takanashi	D14/2
D. 227,579	7/1973	Takanashi	D14/2
D. 228,508	10/1973	Ohira	D14/2
D. 240,301	6/1976	Takanashi	D14/2

OTHER PUBLICATIONS

Lafayette Radio Electronics Cat. No. 740, ©1973, p. 185, Video Tape Recorder.

Primary Examiner—Bernard Ansher
Attorney, Agent, or Firm—Eric H. Waters

[57] **CLAIM**

The ornamental design for a video tape recorder, as shown and described.

DESCRIPTION

FIG. 1 is a top, front and right side perspective view of a video tape recorder showing our new design; FIG. 2 is a bottom, rear and right side perspective view thereof, and FIG. 3 is a front elevational view thereof. Left side view is identical with right side view.

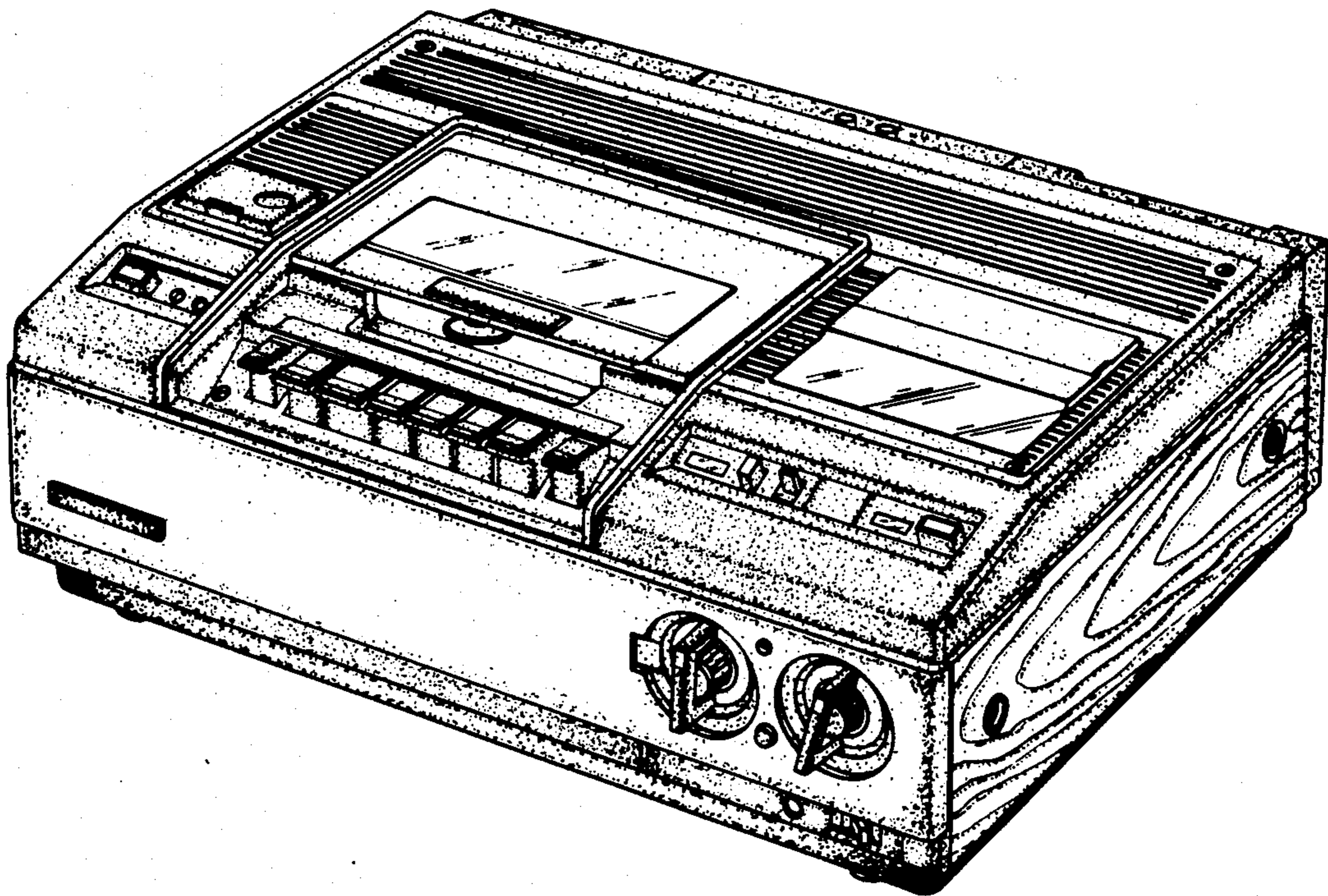


FIG. 1

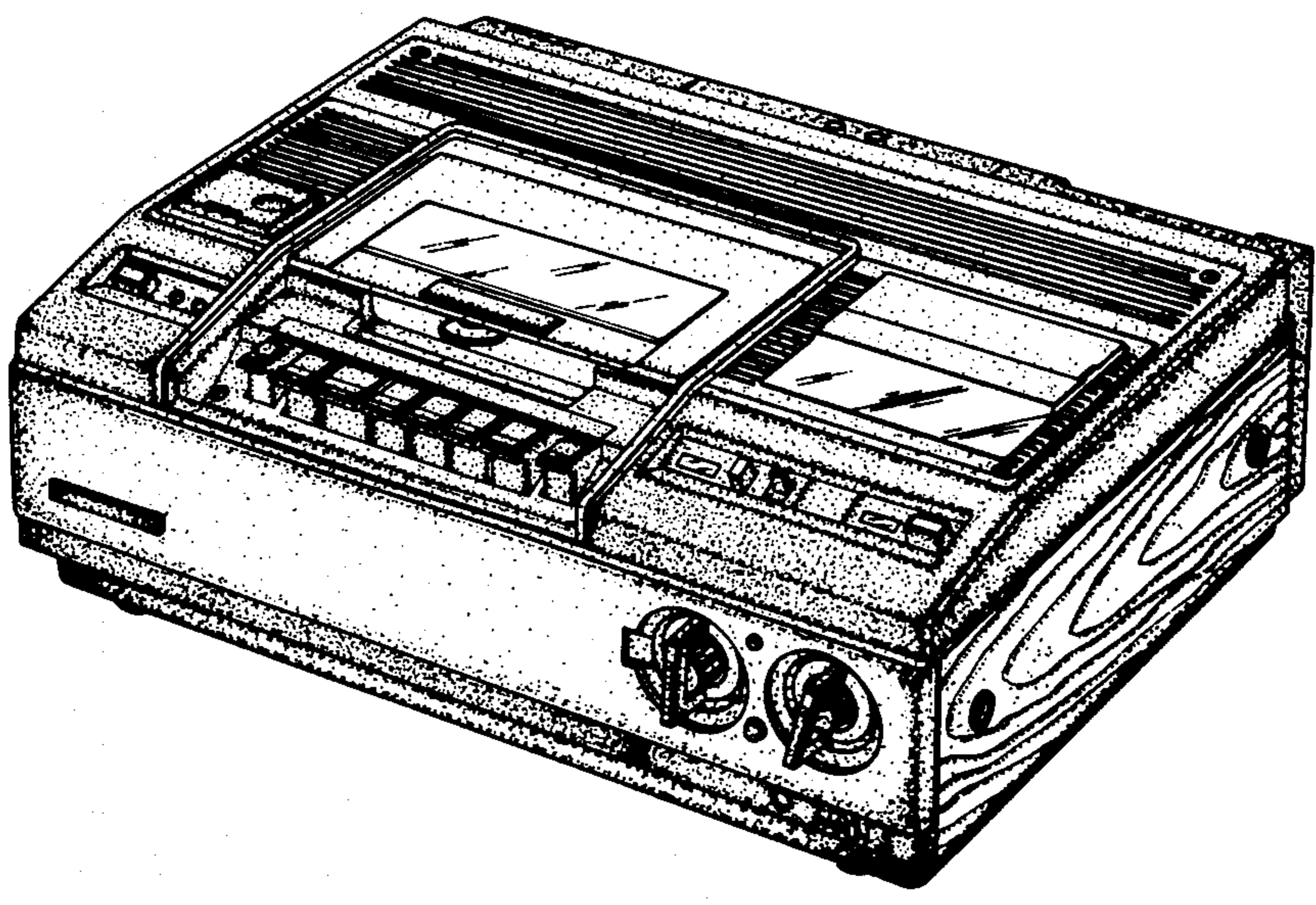


FIG. 2

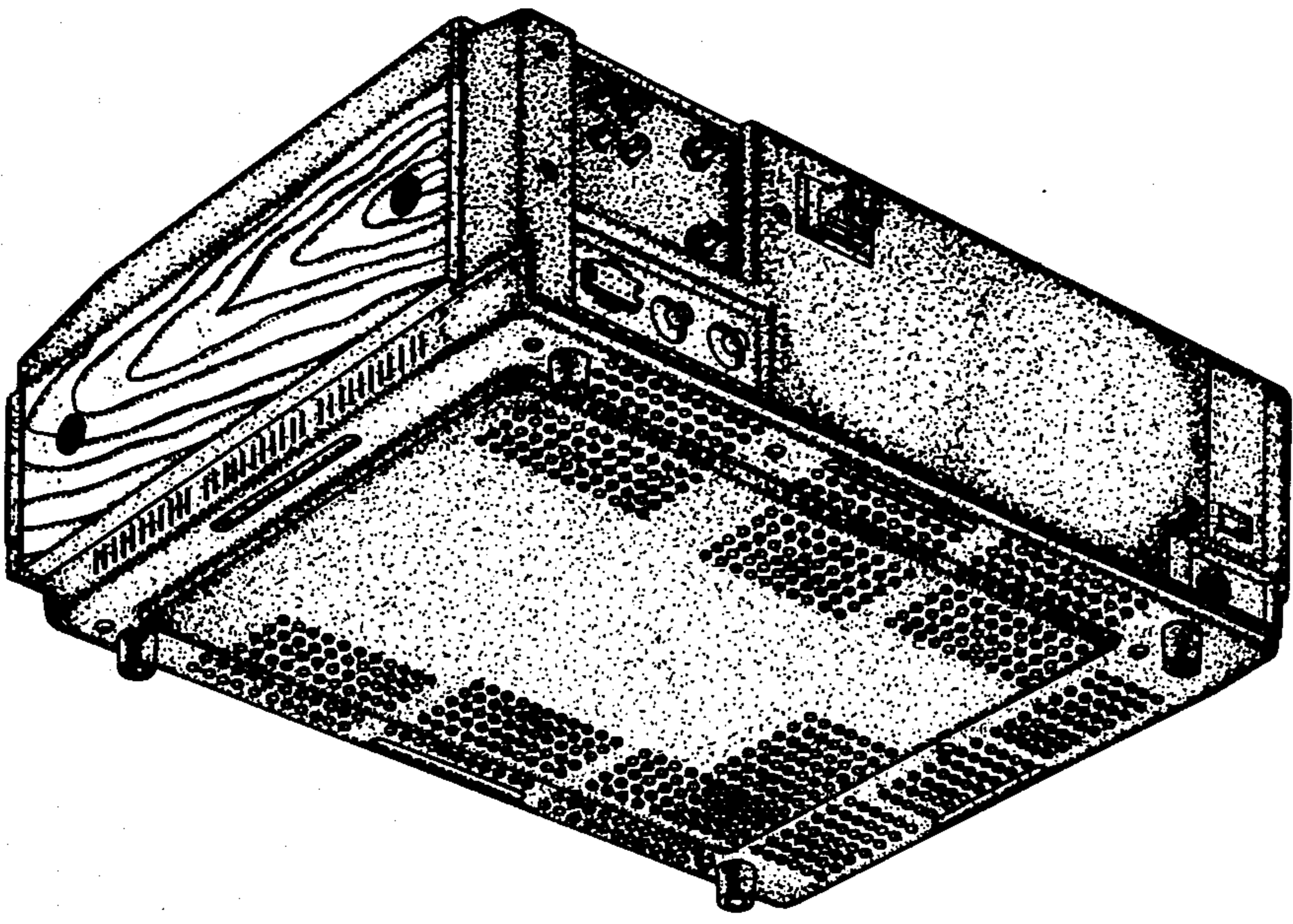


FIG. 3

