

[54] **TOP FOR AN AUTOMOTIVE VAN**

- [75] Inventors: **William P. Johnson**, Syracuse, Ind.;  
**Bruce Remington**, Portage, Mich.
- [73] Assignee: **Coachmen Industries**, Middlebury,  
Ind.
- [\*\*] Term: **14 Years**
- [21] Appl. No.: **894,766**
- [22] Filed: **Apr. 10, 1978**
- [51] Int. Cl. .... **D12-16**
- [52] U.S. Cl. .... **D12/156**
- [58] Field of Search ..... **D12/89, 99, 100, 156;**  
**296/23 MC, 23 R, 26, 137 B**

[56] **References Cited**

**U.S. PATENT DOCUMENTS**

D. 203,038	11/1965	Wozena .....	D12/89
D. 213,189	1/1969	Ritter et al. ....	D12/156
D. 239,101	3/1976	Baer .....	D12/100
3,719,383	3/1973	Ferro .....	D12/156

**OTHER PUBLICATIONS**

Popular Science, 3/76, p. 99, Van Camper, bottom left side of page.  
Popular Science, 5/77, p. 101, Van Roof, center left side of page.  
Travco's Family Wagons Brochure, Vista Top on Van, No. 3, bottom right side of front cover.


*Primary Examiner*—James M. Gandy  
*Attorney, Agent, or Firm*—Eugene C. Knoblock

[57] **CLAIM**

The ornamental design for a top for an automotive van, as shown.

**DESCRIPTION**

FIG. 1 is a perspective view of a top for an automotive van showing my new design it being understood that the broken lines are for illustrative purposes only.  
FIG. 2 is a side elevational view thereof of the side opposite that shown in FIG. 1.  
FIG. 3 is a rear elevational view thereof.  
FIG. 4 is a top plan view thereof.






Fig. 1

Fig. 2




Fig. 3




Fig. 4

