

[54] **UNITIZED POWER OUTLET HOUSING FOR A TRUCK BODY**

[75] **Inventor:** Robert L. Becker, Louisville, Ky.

[73] **Assignee:** Dealers Truck Equipment, Inc.,
 Louisville, Ky.

[**] **Term:** 14 Years

[21] **Appl. No.:** 738,303

[22] **Filed:** Nov. 3, 1976

[51] **Int. Cl.** D12-16

[52] **U.S. Cl.** D12/93; D12/155;
 D13/13

[58] **Field of Search** D15/28; D13/13; D25/74,
 D25/75; 138/159; 174/68 C; 280/422, 421;
 D12/93, 155

[56] **References Cited**

U.S. PATENT DOCUMENTS

D. 240,725	7/1976	Dillon	D25/75
2,027,619	1/1936	Rutherford	138/157
3,494,657	2/1970	Tantlinger et al.	280/421

FOREIGN PATENT DOCUMENTS

1944 of 1876 United Kingdom 138/158

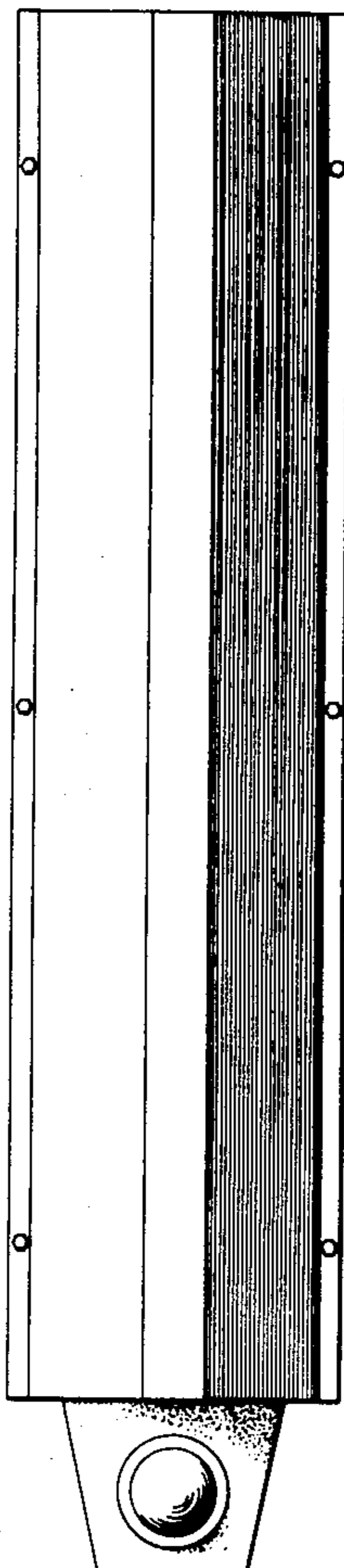
Primary Examiner—James M. Gandy
Attorney, Agent, or Firm—Allan M. Lowe

[57] **CLAIM**

The ornamental design for a unitized power outlet housing for a truck body, as shown.

DESCRIPTION

FIG. 1 is a front elevational view of the unitized power outlet housing for a truck body showing my new design;
 FIG. 2 is a right side elevational view of the unitized power outlet housing of FIG. 1 on a reduced scale;
 FIG. 3 is a left side elevational view of the unitized power outlet housing of FIG. 1 on a reduced scale;
 FIG. 4 is a top plan view of the unitized power outlet housing of FIG. 1 on a reduced scale;
 FIG. 5 is a bottom plan view of the unitized power outlet housing of FIG. 1 on a reduced scale; and
 FIG. 6 is a rear elevational view of the unitized power outlet housing of FIG. 1 on a reduced scale.



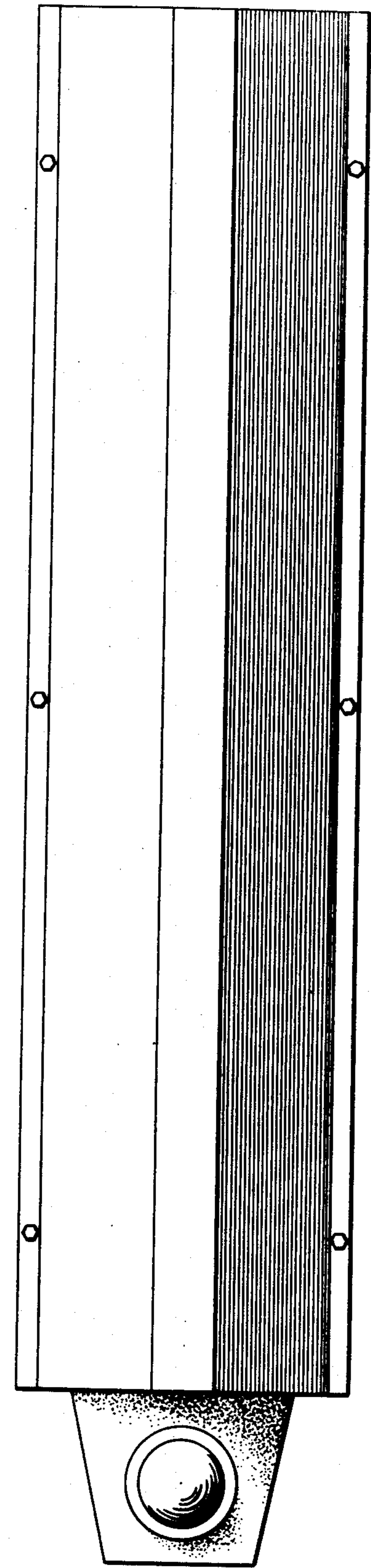


Fig. 1

Fig. 2

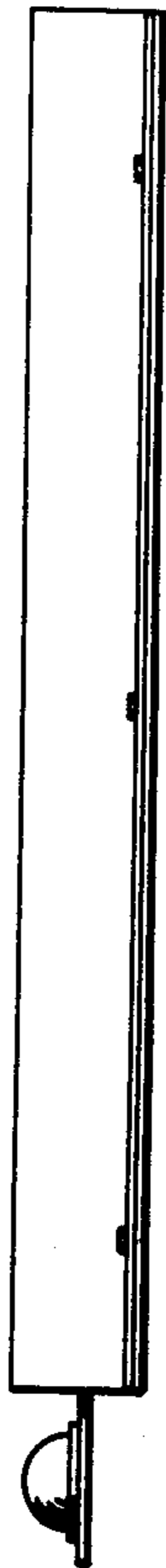


Fig. 3

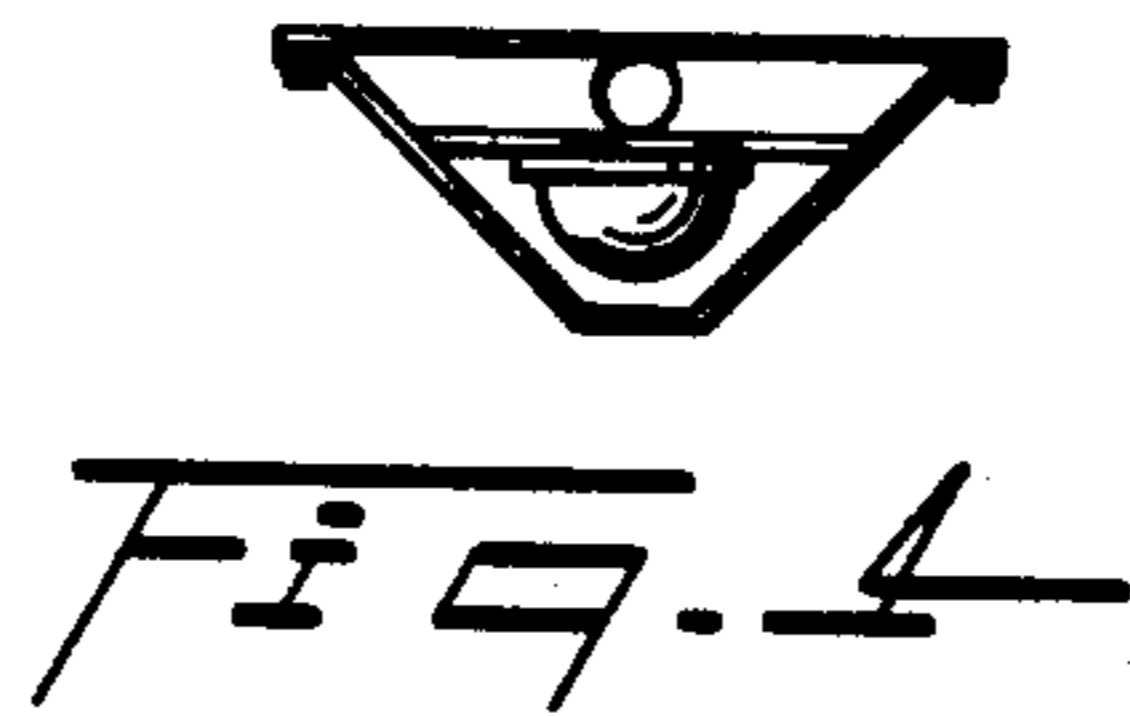


Fig. 4



Fig. 5




Fig. 6