

[54] **COMBINED NOTE AND PENCIL HOLDER**

[76] **Inventor:** Donna J. Brinkman, 110 Brown,
Osawatomic, Kans. 66064

[**] **Term:** 14 Years

[21] **Appl. No.:** 798,901

[22] **Filed:** May 20, 1977

[51] **Int. Cl.** D19-99

[52] **U.S. Cl.** D19/78; D6/130

[58] **Field of Search** D19/75, 77, 78, 83,
D19/86, 90, 91; D64/11 R; D8/361, 362, 395;
D6/114, 123, 130, 131; 211/86, 87, 89; 40/17,
18

[56] **References Cited**

U.S. PATENT DOCUMENTS

D. 25,390 4/1896 Kissinger et al. D64/11 R
D. 142,775 11/1945 DiRebaylio D19/78

D. 208,511 9/1967 Rice D19/90
D. 222,430 10/1971 Millar D8/395
D. 226,700 4/1973 Pratt D6/130
1,592,212 7/1926 Keeshen 40/17

Primary Examiner—Joel Stearman
Assistant Examiner—George P. Word
Attorney, Agent, or Firm—Claude W. Lowe

[57] **CLAIM**

The ornamental design for a combined note and pencil holder, as shown and described.

DESCRIPTION

FIG. 1 is a perspective view of a combined note and pencil holder showing my new design;
FIG. 2 is a front elevational view thereof;
FIG. 3 is a left end elevational view thereof;
FIG. 4 is a right end elevational view thereof;
FIG. 5 is a top plan view thereof;
FIG. 6 is a bottom plan view thereof; and
FIG. 7 is a rear elevational view thereof.

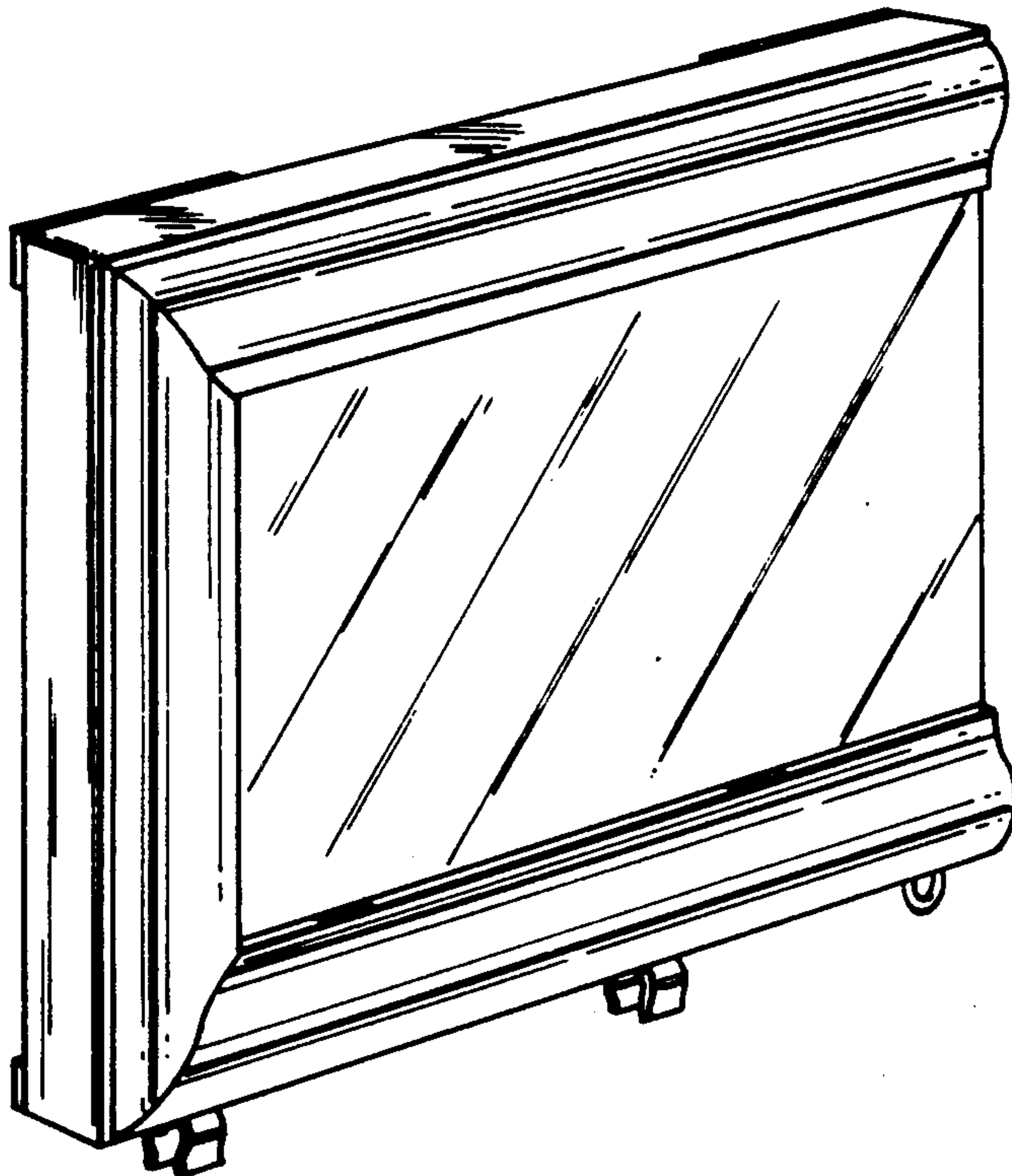


Fig. 1.

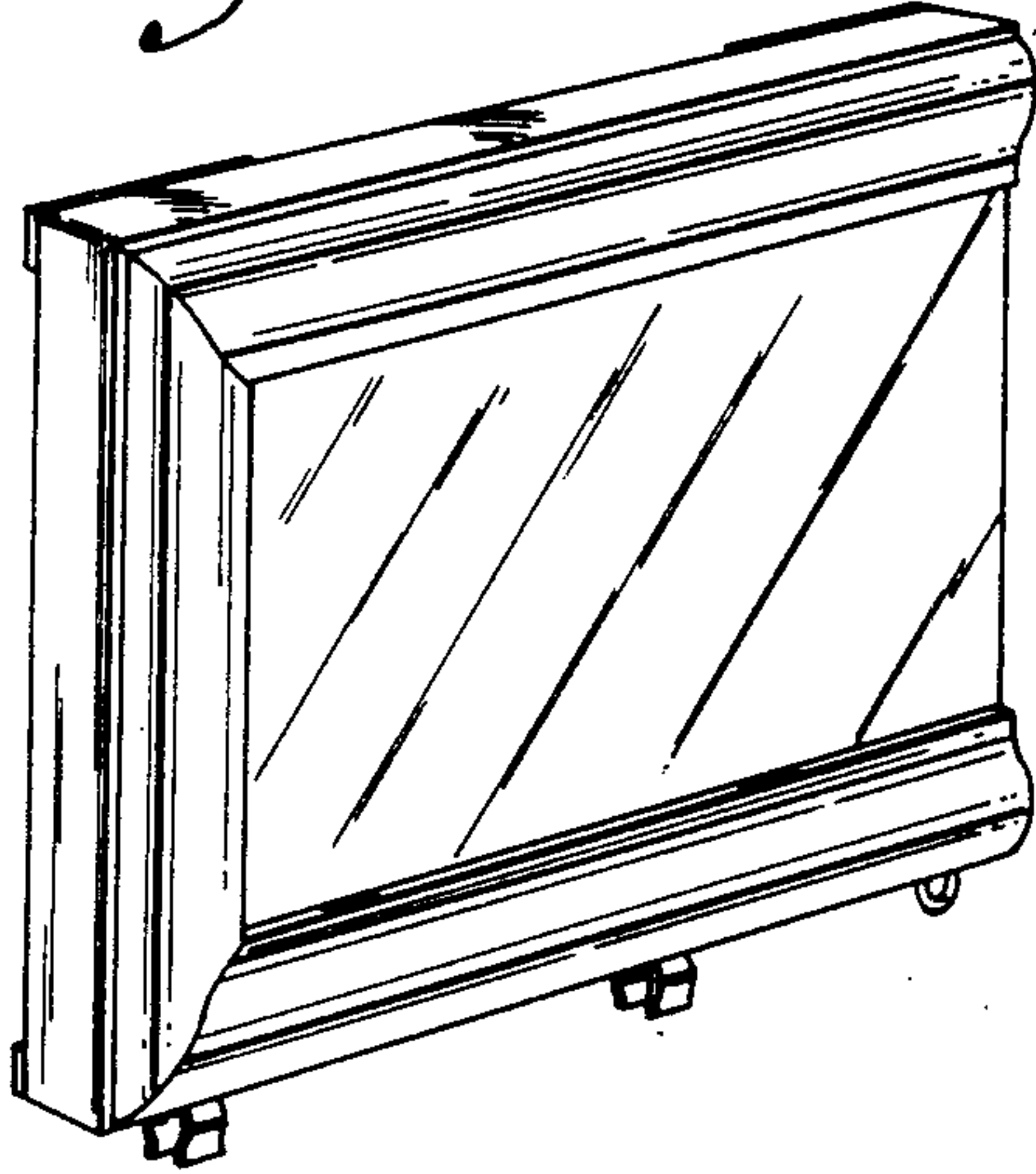


Fig. 2.

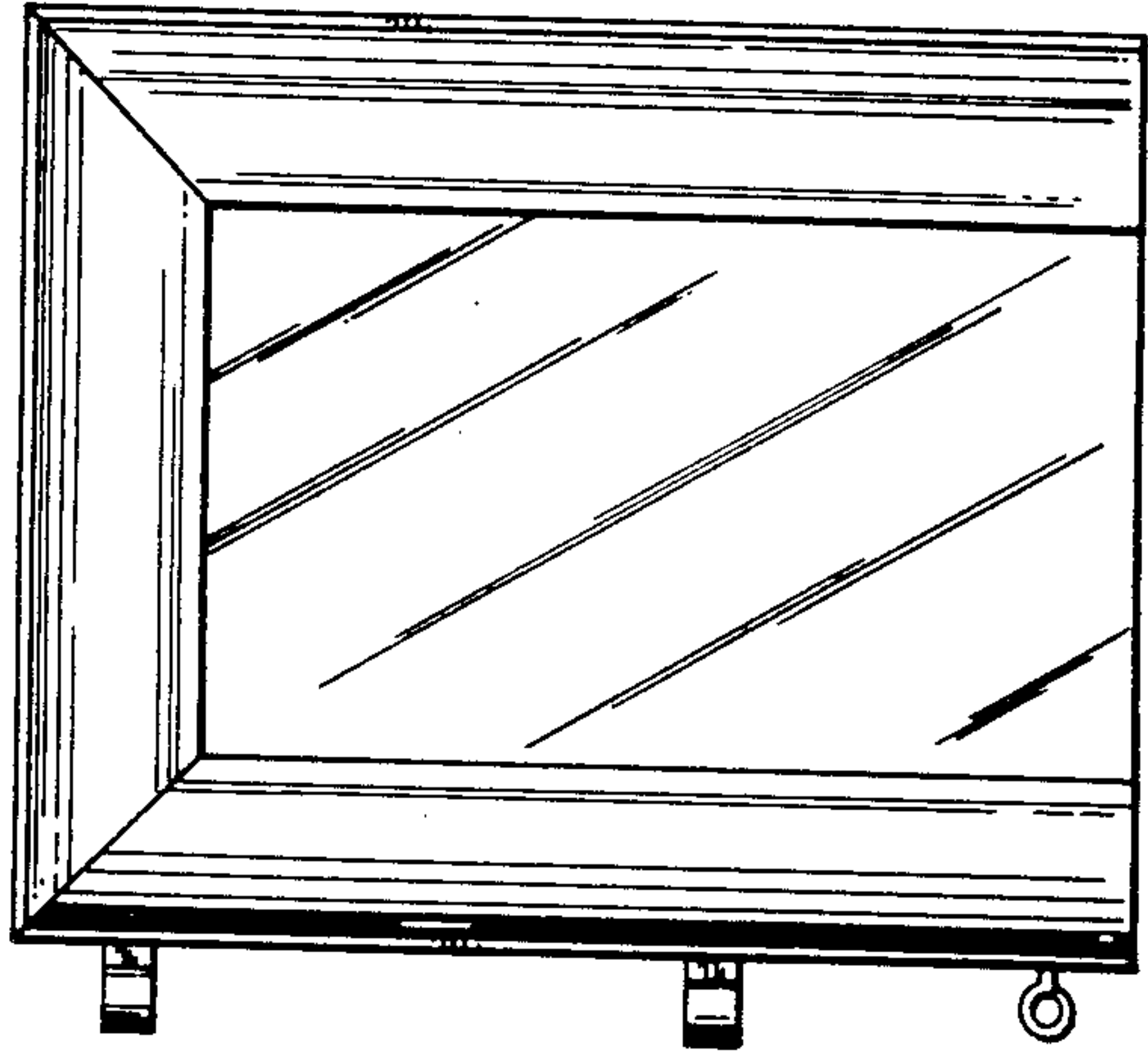


Fig. 3.



Fig. 4.



Fig. 5.

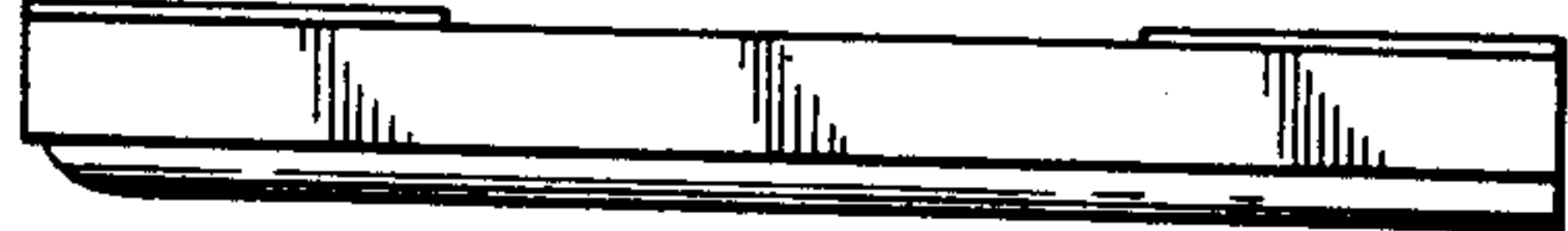


Fig. 6.




Fig. 7.

