

[54] DISPLAY STAND FOR PIERCED EARRINGS

[75] Inventor: Samuel W. Patterson, Sauquoit, N.Y.

[73] Assignee: Mele Manufacturing Co., Inc.

[\*\*] Term: 14 Years

[21] Appl. No.: 852,480

[22] Filed: Nov. 17, 1977

[51] Int. Cl. .... D20-02

[52] U.S. Cl. .... D6/85; D6/157

[58] Field of Search ..... D6/20, 23-25, D6/28, 29, 85, 114, 116-118, 127-130, 132, 136, 140, 146, 152, 158, 167, 172, 175, 186, 188, 189, 157; 211/13, 32, 45, 49 R, 49 S, 87, 88, 105.1, 106, 123, 129, 131, 163, 169, 181, 182

[56]

References Cited

U.S. PATENT DOCUMENTS

D. 165,404	12/1951	Talmadge .....	D6/28
D. 176,818	1/1956	Robinson .....	D6/85
D. 241,394	9/1976	Widdowson .....	D6/140
D. 245,650	9/1977	Mueller et al. ....	D6/85

Primary Examiner—Wallace R. Burke

Assistant Examiner—B. J. Bullock

Attorney, Agent, or Firm—David S. Kane

[57]

CLAIM

The ornamental design for a display stand for pierced earrings, as shown.

DESCRIPTION

FIG. 1 is an isometric view of the display stand for pierced earrings, showing my new design.

FIG. 2 is a top plan view thereof;

FIG. 3 is a bottom plan view thereof;

FIG. 4 is a side elevational view thereof.




FIG. 1




FIG. 4

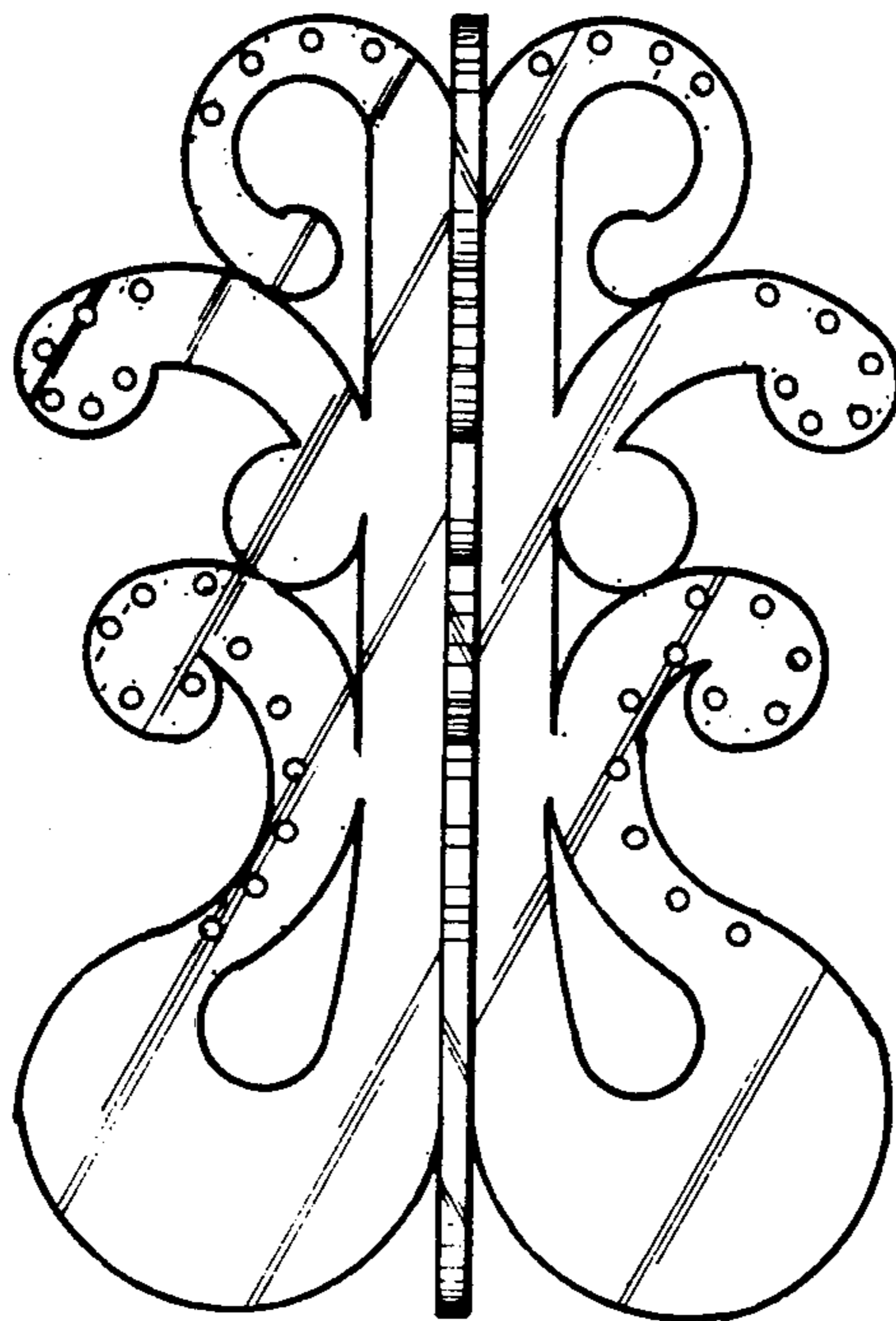


FIG. 3

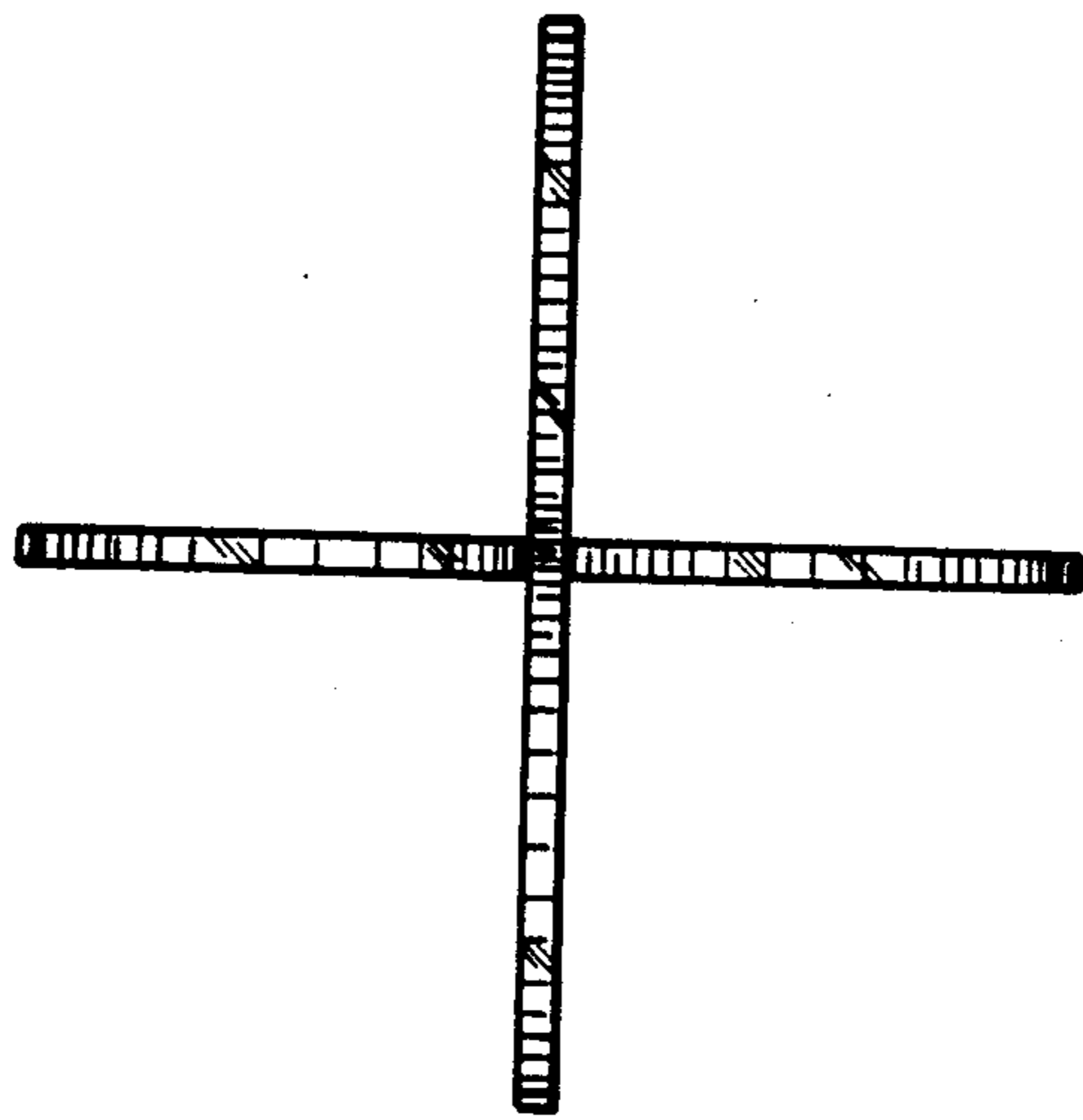


FIG. 2

