

[54] SLIPPER

[76] Inventor: **Jacob Krippelz**, 1121 Lebanon St., Aurora, Ill. 60538

[**] Term: **14 Years**

[21] Appl. No.: **812,188**

[22] Filed: **Jul. 1, 1977**

[51] Int. Cl. **D2-04**

[52] U.S. Cl. **D2/293; D2/282; D2/308**

[58] Field of Search **D2/270, 282, 283, 291, D2/292, 293, 301; 36/11.5, 8.1, 28, 29, 32 R, 59 C, 59 R**

[56] **References Cited**

U.S. PATENT DOCUMENTS

D. 158,910	6/1950	Suyama	D2/274
D. 226,696	4/1973	Fukuoka	D2/283
D. 241,484	9/1976	Castano	D2/320
D. 245,736	9/1977	Famolare	D2/320
3,675,346	7/1972	Miyachi	D2/283 X

OTHER PUBLICATIONS

Boot & Shoe Recorder, 10/15/66, p. 16, Shoe Soles at top center and lower right.

Mademoiselle, 3/68, p. 87, Sandals.

Prevention Magazine, 7/70, p. 114, Sandals.

Primary Examiner—Nelson C. Holtje

Attorney, Agent, or Firm—William E. Lucas

[57] **CLAIM**

The ornamental design for a slipper, substantially as shown and described.

DESCRIPTION

FIG. 1 is a front perspective view of a slipper showing my new design;

FIG. 2 is a top plan view thereof;

FIG. 3 is a right side elevational view thereof as seen from the front of the slipper;

FIG. 4 is a front elevational view thereof;

FIG. 5 is a cross-sectional view of the upper as taken from line 5—5 of FIG. 2;

FIG. 6 is a cross-sectional view of the sole as taken from line 6—6 of FIG. 2.

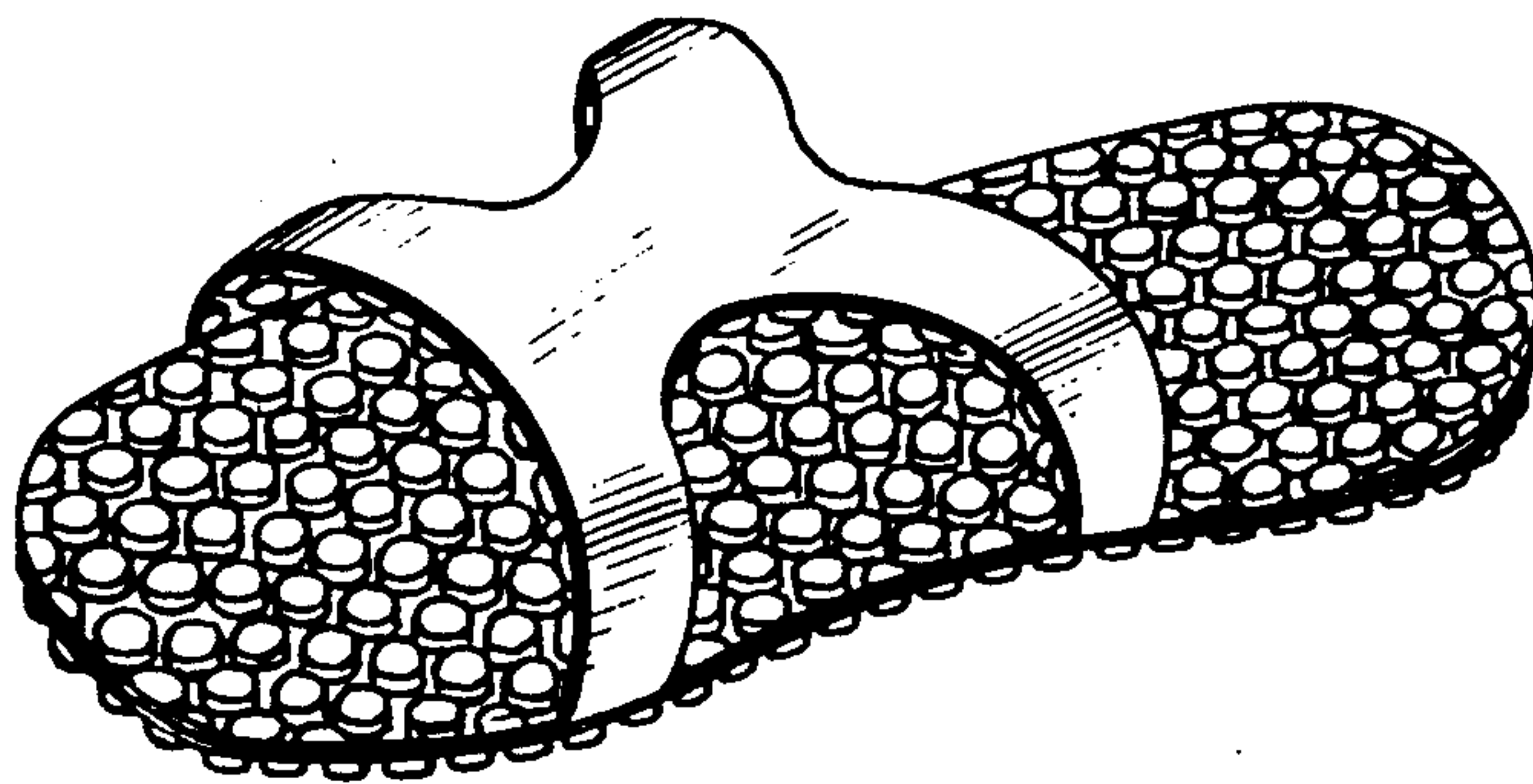


Fig. 1.

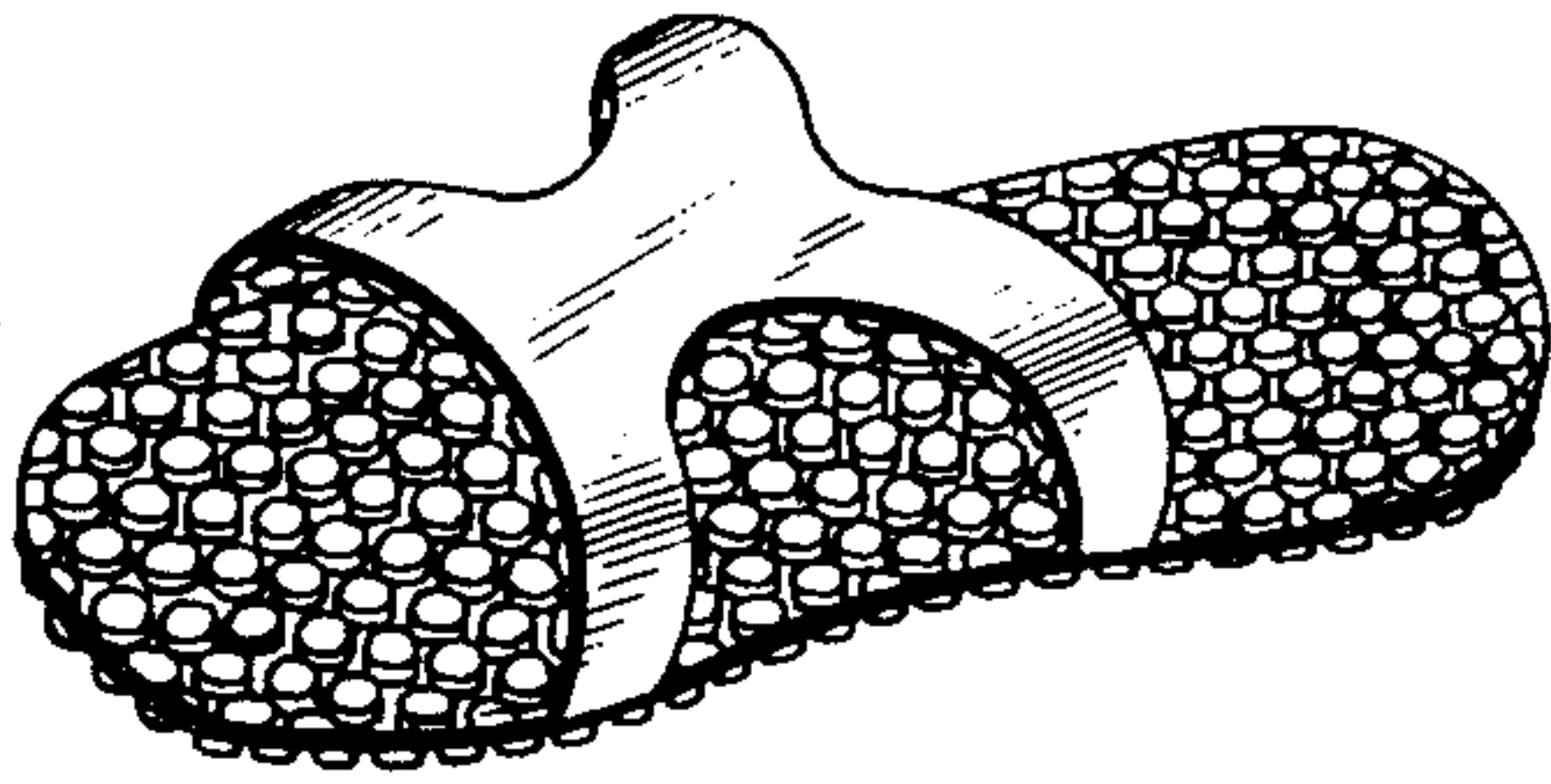


Fig. 4.




Fig. 2.

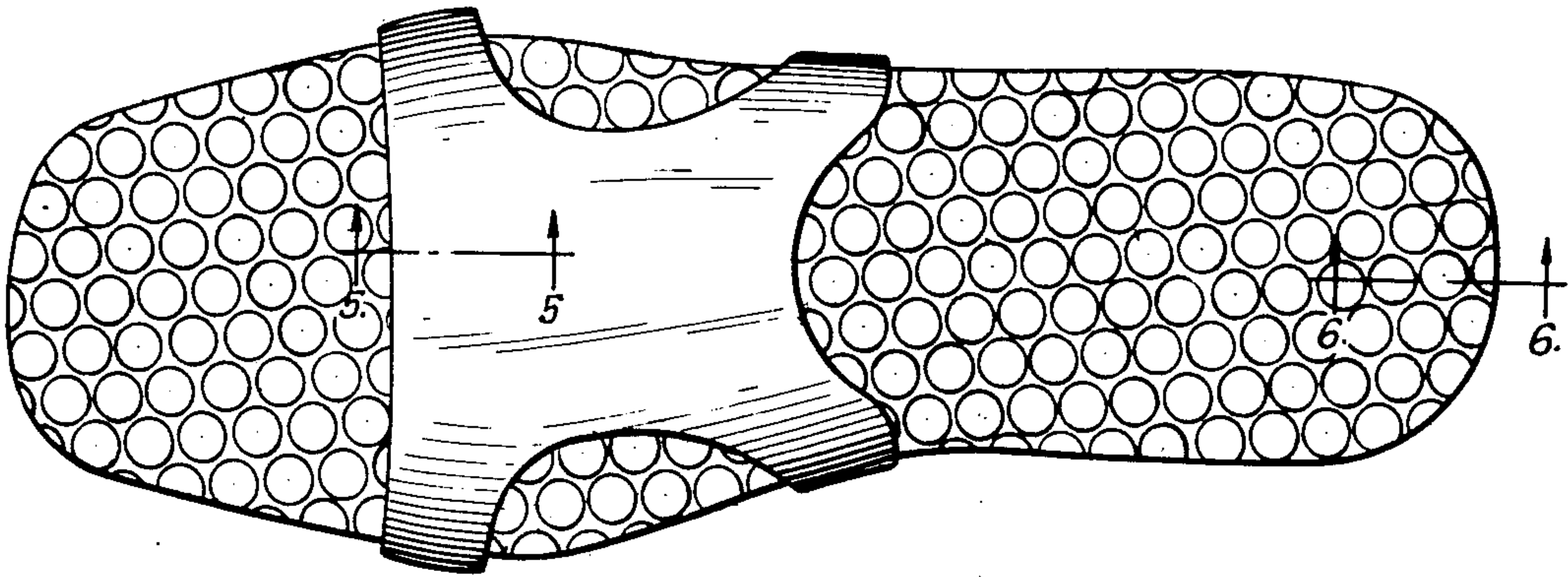


Fig. 3.

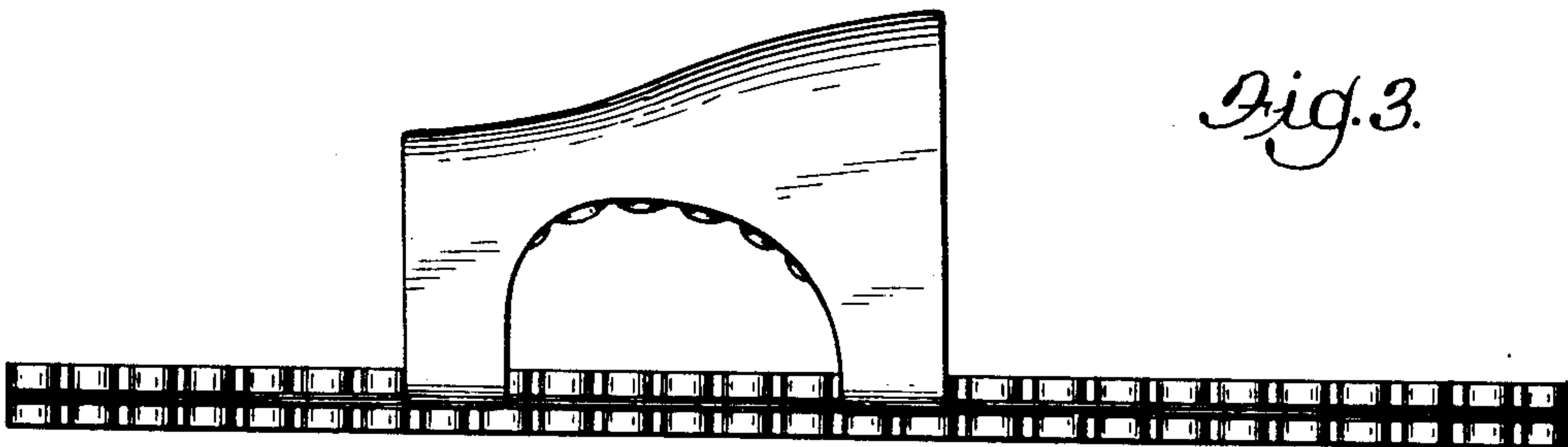


Fig. 5.



Fig. 6.

