

[54] **APPLICATOR FOR MEDICAMENTS OR THE LIKE**

[76] Inventor: **Vere A. Williamson**, 42 Oxford Rd., Strathfield, New South Wales, Australia, 2135

[**] Term: **14 Years**

[21] Appl. No.: **864,642**

[22] Filed: **Dec. 27, 1977**

[30] **Foreign Application Priority Data**

Aug. 12, 1977 [AU] Australia 72541

[51] Int. Cl. **D24—04; D9—01**

[52] U.S. Cl. **D24/63; D9/2; D24/59**

[58] Field of Search 128/206, 173, 232, 233; D9/2, 194; 239/327; 222/211, 207; D24/63, 59

[56] **References Cited**

U.S. PATENT DOCUMENTS

D. 199,606 11/1964 Waterman D24/63

D. 221,618	8/1971	Levin et al.	D9/2
D. 237,017	9/1975	Beaufour	D24/59
2,848,997	8/1958	Miskel et al.	128/232
2,877,810	3/1959	Zackheim	128/233 X
3,381,860	5/1968	Armour	D9/2 UX
3,666,182	5/1972	Cureton	128/173 X

Primary Examiner—Bernard Ansher
Attorney, Agent, or Firm—Thomas P. Mahoney

[57] **CLAIM**

The ornamental design for an applicator for medicaments or the like, as shown and described.

DESCRIPTION

FIG. 1 is an exploded perspective view of an applicator for medicaments or the like showing my new design; FIG. 2 is a cross-section taken on line 11—11 of FIG. 5; FIG. 3 is a bottom plan view of the cap member shown separately for clarity of illustration; FIG. 4 is a top plan view of the applicator; FIG. 5 is a top plan view of the cap member shown separately for clarity of illustration; and FIG. 6 is a bottom plan view of the applicator.

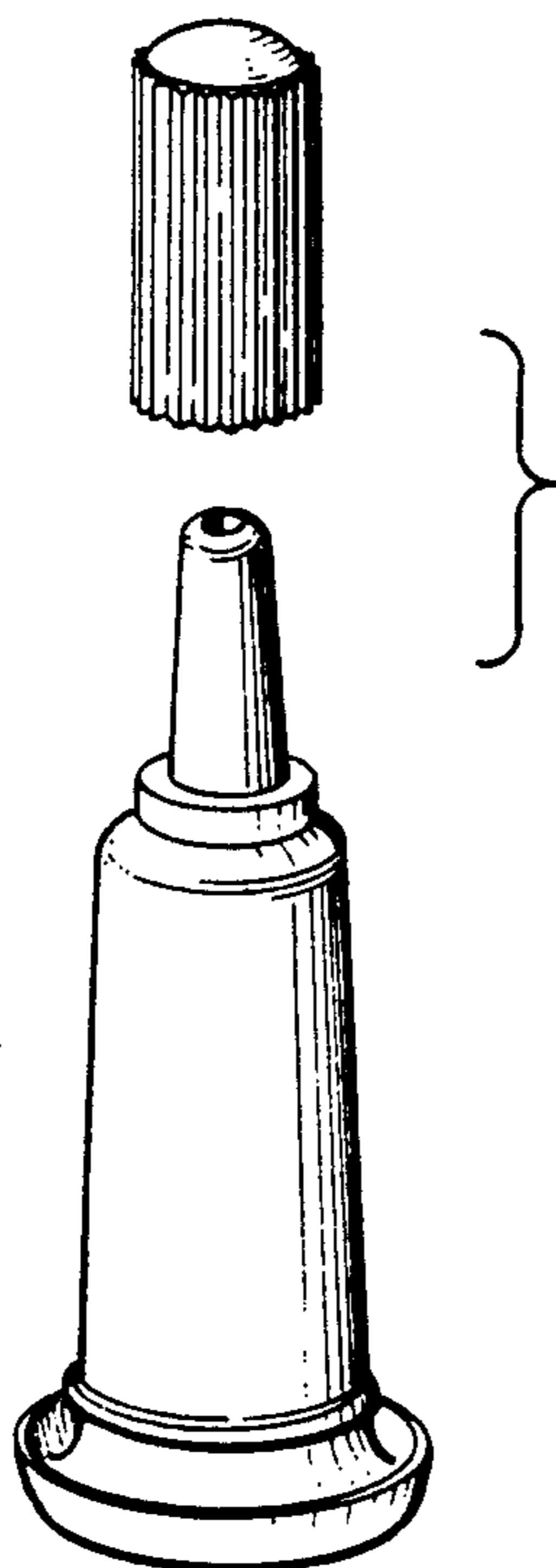


FIG. 1

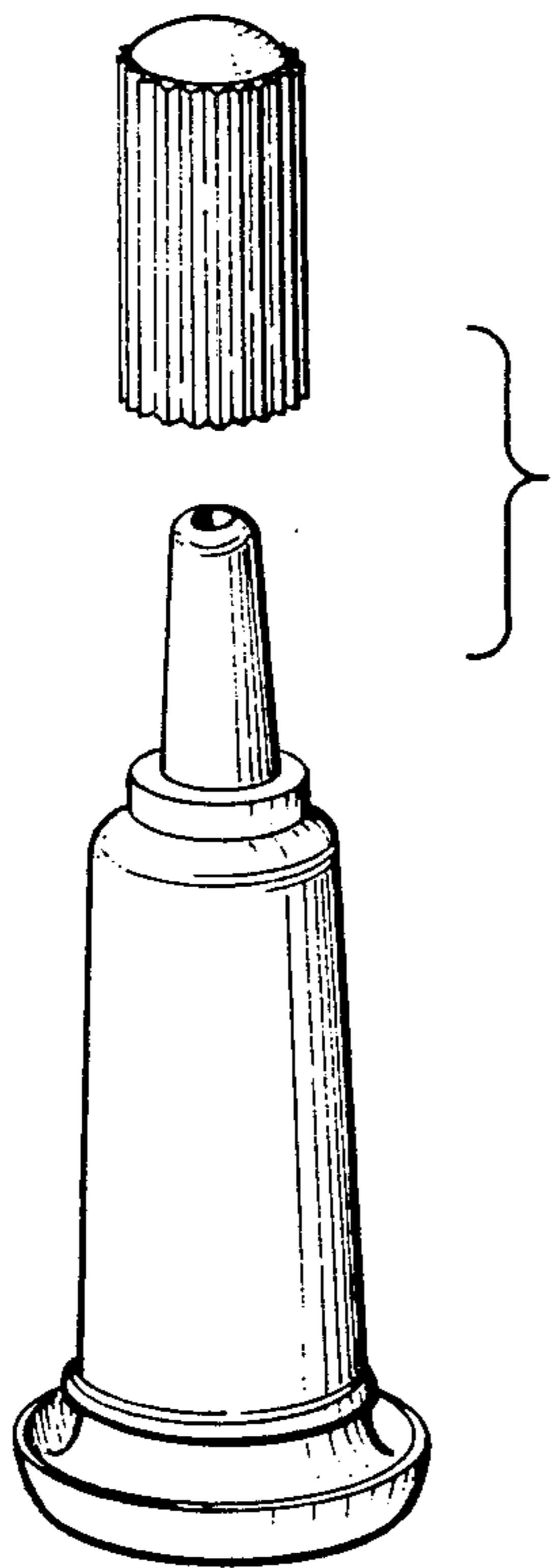


FIG. 2

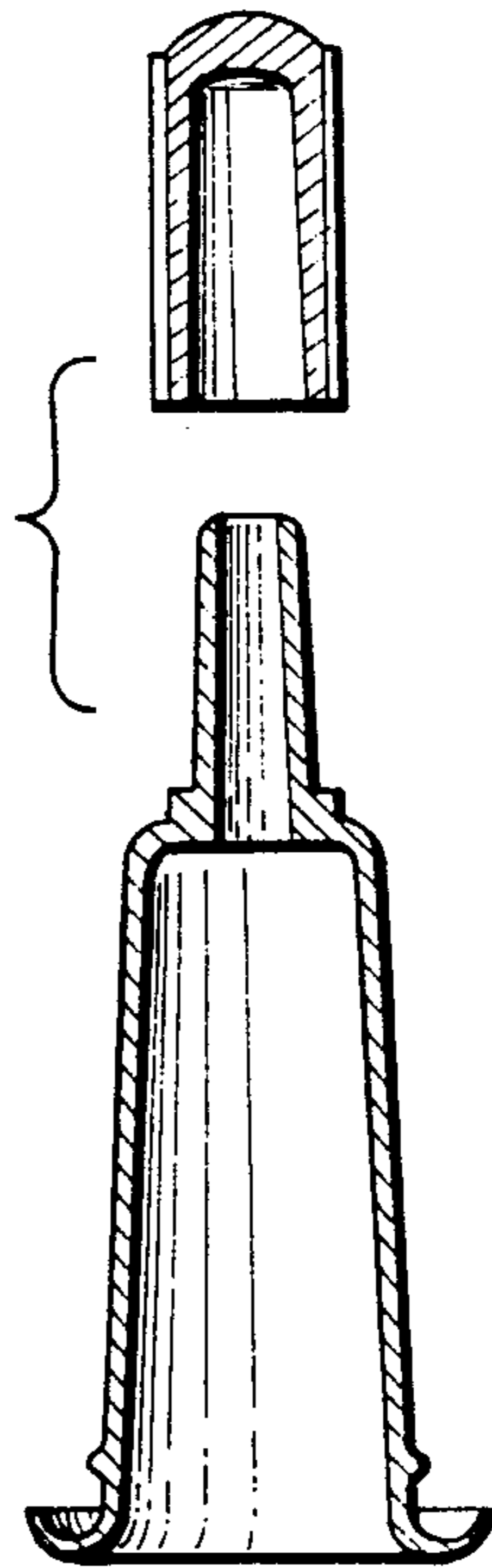


FIG. 3




FIG. 5

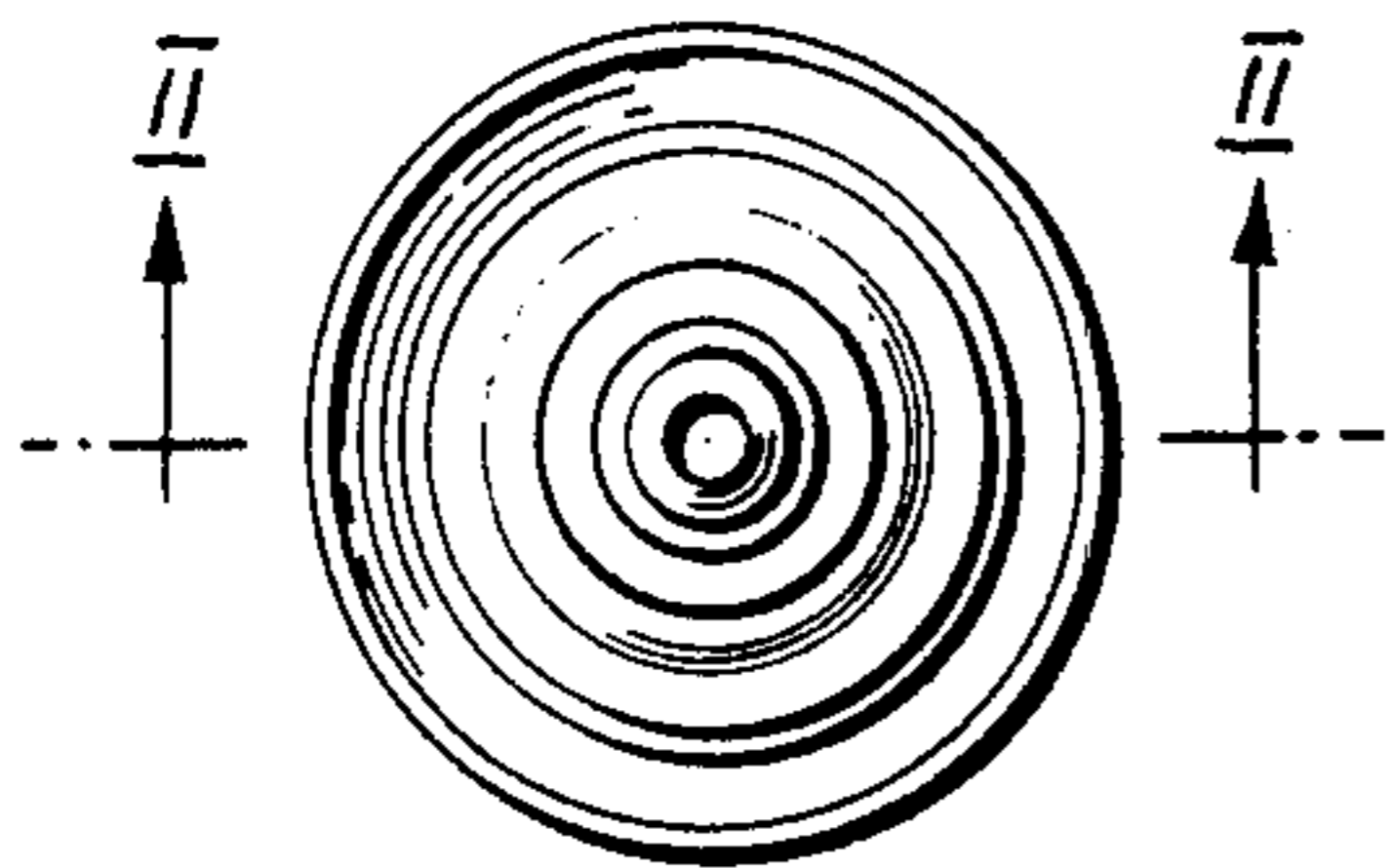


FIG. 4

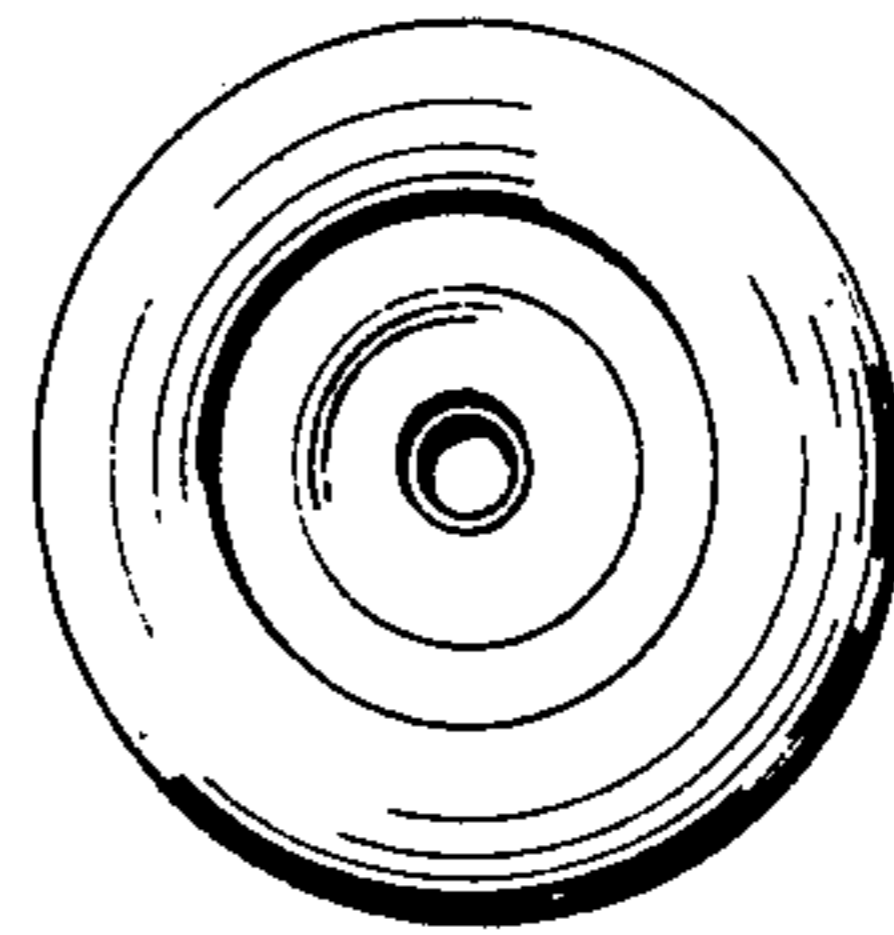


FIG. 6