

[54] ELECTRICAL CONNECTOR CLIP OR SIMILAR ARTICLE

[76] Inventor: Paul V. De Luca, 6901 Jericho Turnpike, Syosset, N.Y. 11791

[**] Term: 14 Years

[21] Appl. No.: 808,890

[22] Filed: Jun. 22, 1977

[51] Int. Cl. D13-03

[52] U.S. Cl. D13/24

[58] Field of Search D13/12, 24, 26, 27, D13/28, 29, 30; 339/256 R, 256 C, 258 R, 258 C, 258 P, 258 RR; 361/397

[56] References Cited

U.S. PATENT DOCUMENTS

3,210,508 10/1965 Krebs et al. 339/256 R X

FOREIGN PATENT DOCUMENTS

248917 1/1964 Australia 361/397

884641 5/1943 France D13/24

Primary Examiner—Susan J. Lucas
Attorney, Agent, or Firm—Charles E. Temko

[57] CLAIM

The ornamental design for an electrical connector clip or similar article, substantially as shown.

DESCRIPTION

FIG. 1 is a top plan view of an electrical connector clip or similar article showing my new design;
FIG. 2 is a bottom plan view thereof;
FIG. 3 is a front elevational view thereof;
FIG. 4 is a rear elevational view thereof;
FIG. 5 is a side elevational view thereof, as seen from the right side of FIG. 1;
FIG. 6 is a side elevational view thereof, as seen from the left side of FIG. 1.

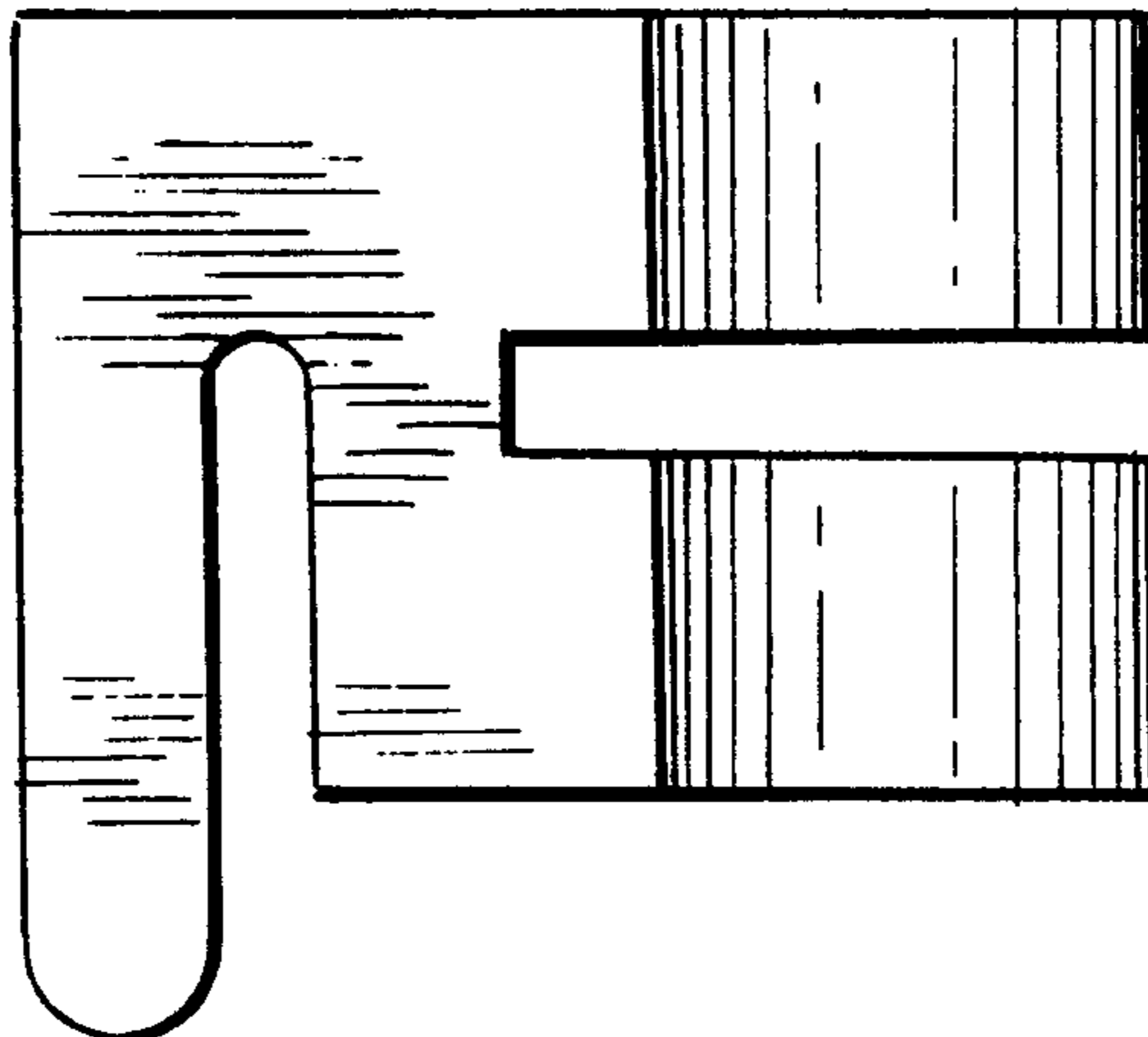


FIG. 1

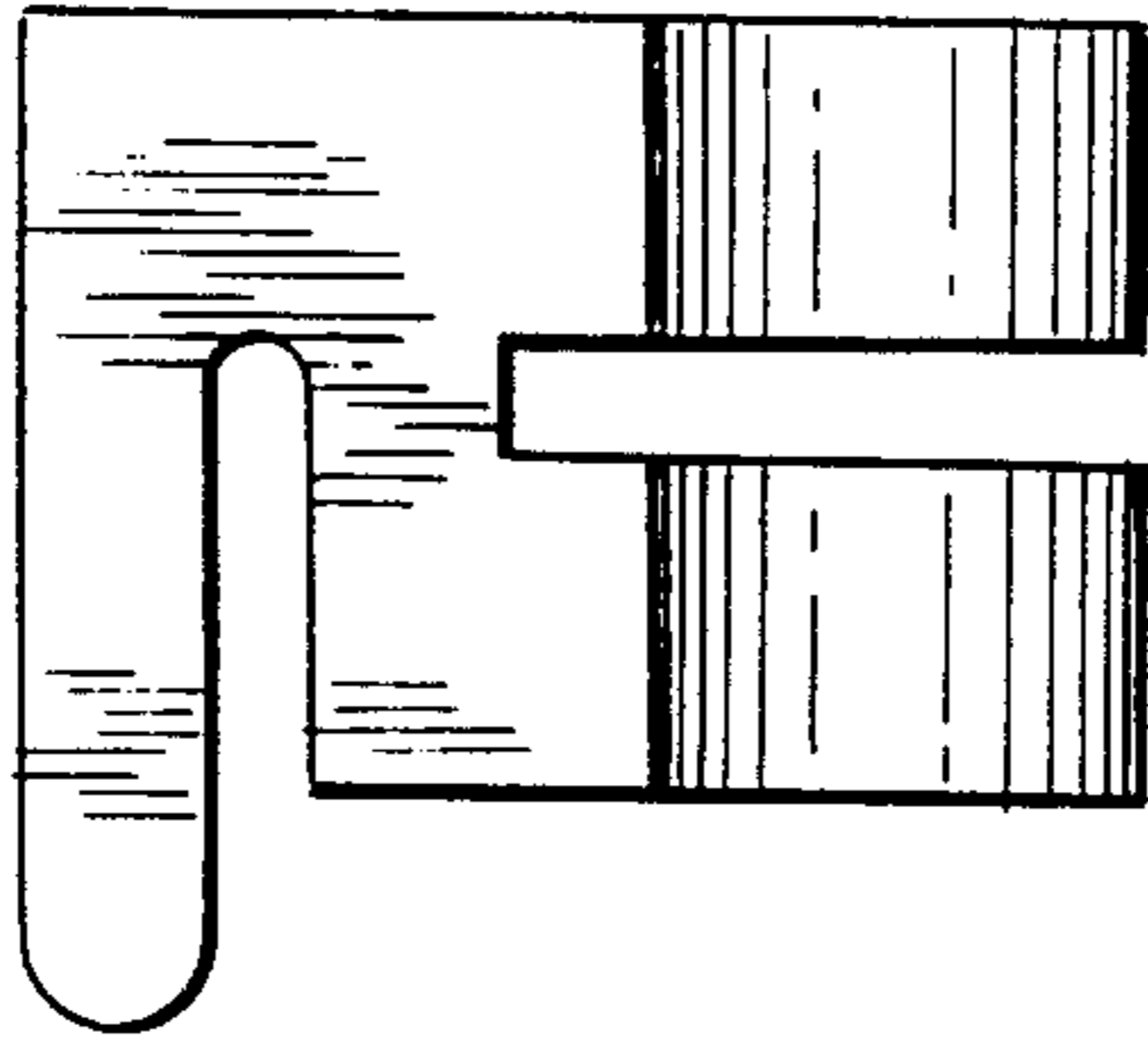


FIG. 2

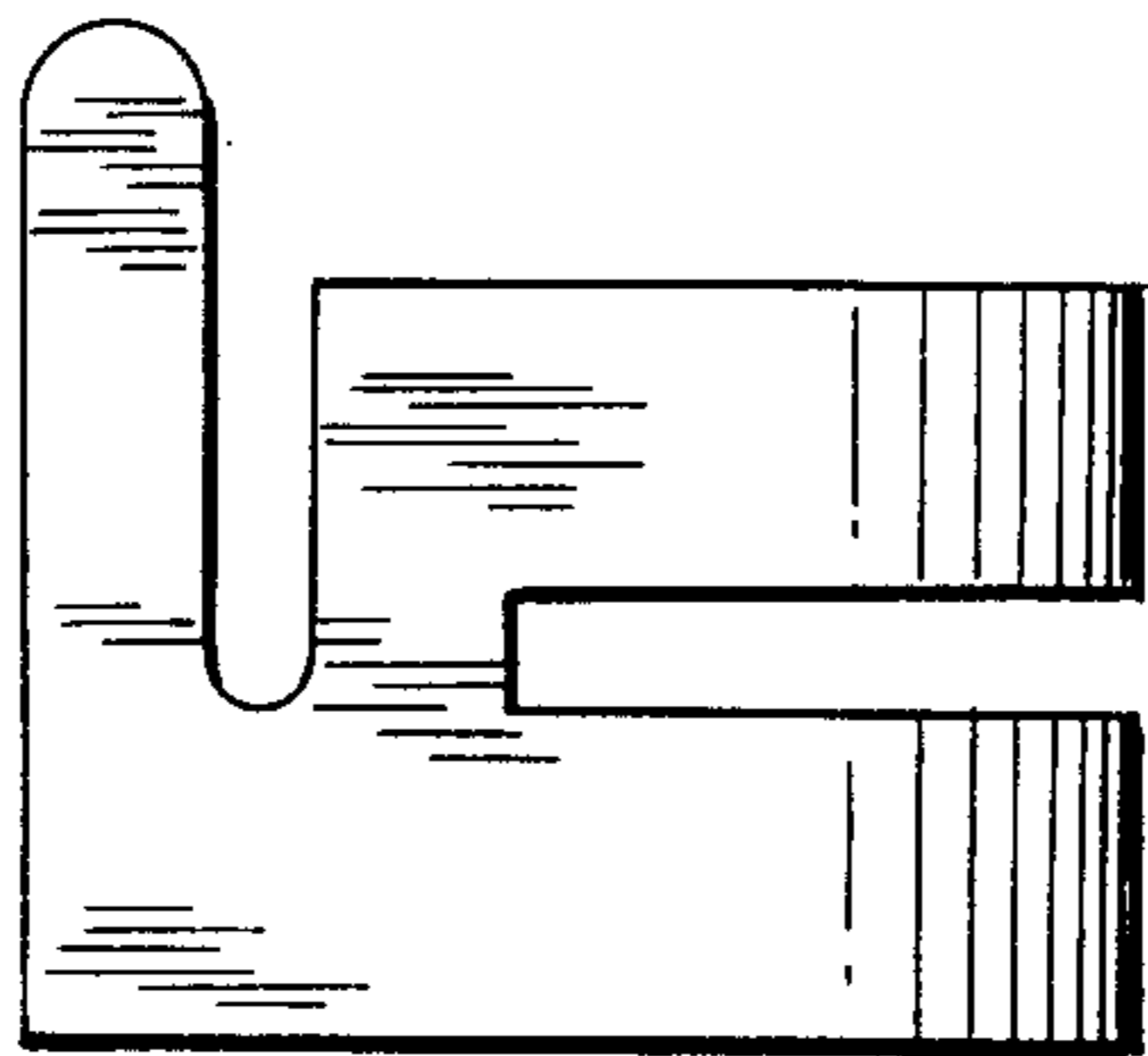


FIG. 3




FIG. 4



FIG. 5




FIG. 6

