

[54] **FOOD WASHING BOWL**  
 [76] Inventor: **Taiichi Ono**, 88, 4-chome,  
 Biwajima-dori, Nishi-ku,  
 Nagoya-shi, Aichi-ken, Japan

[\*\*] Term: **14 Years**

[21] Appl. No.: **702,456**

[22] Filed: **Jul. 6, 1976**

[51] Int. Cl. .... **D7-01**

[52] U.S. Cl. .... **D7/1; D9/219**

[58] Field of Search ..... **D7/1, 3, 23, 19, 20,**  
**D7/21, 16, 17, 18, 28, 22, 97, 98, 76; D30/16;**  
**D9/220, 219**

[56] **References Cited**

**U.S. PATENT DOCUMENTS**

D. 197,574	2/1964	Gulotta .....	D7/21
D. 201,455	6/1965	Lindstrom .....	D7/16
D. 207,233	3/1967	Ressler .....	D7/97

D. 231,303	4/1974	Croyle et al. ....	D7/1 X
D. 232,065	7/1974	Daenen .....	D7/16
D. 233,121	10/1974	Daenen .....	D7/16 X
D. 237,258	10/1975	Mazzola et al. ....	D9/219
2,780,259	2/1957	Nalle, Jr. ....	D7/76 X

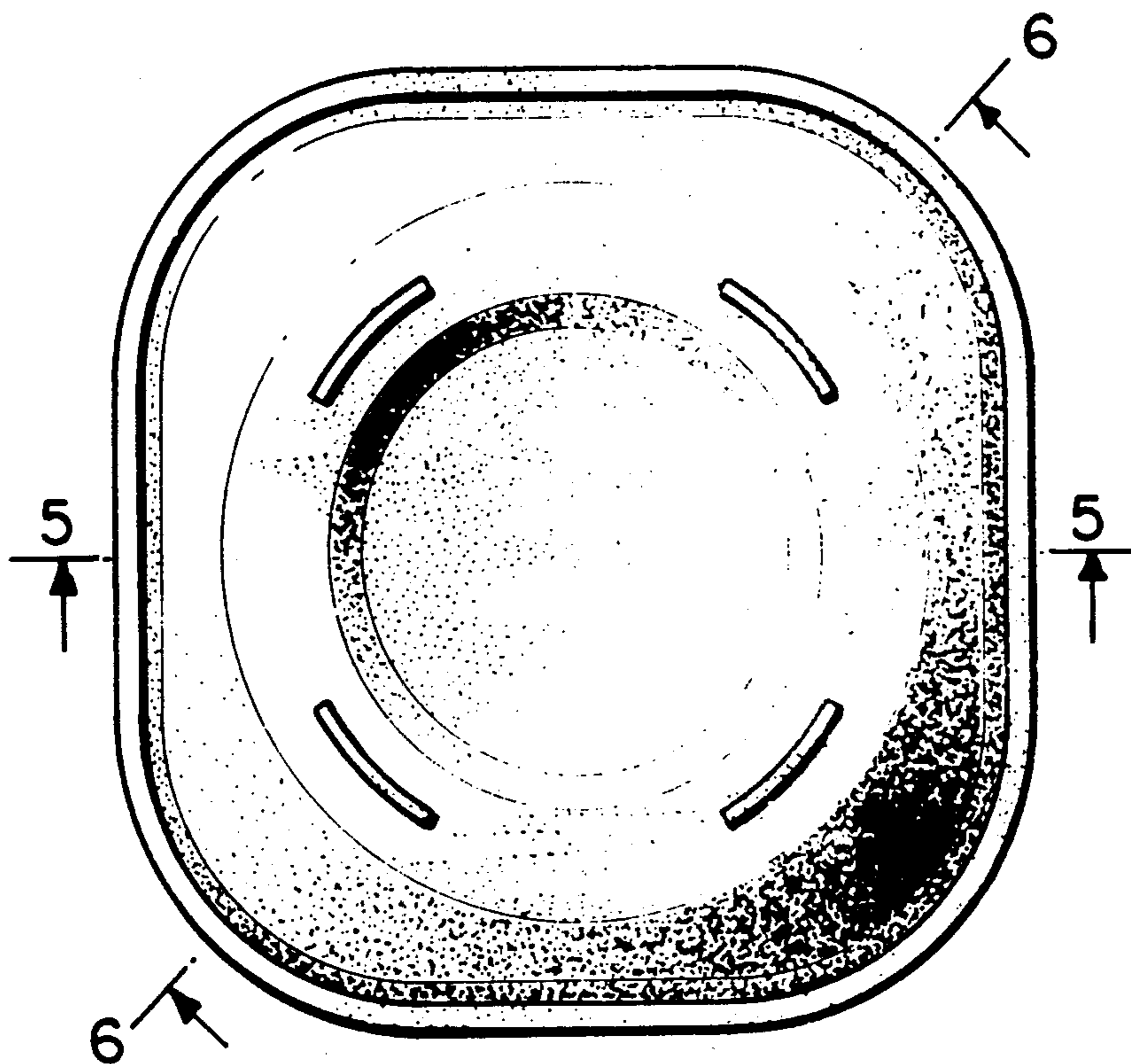
*Primary Examiner*—Winifred E. Herrmann  
*Attorney, Agent, or Firm*—Otto John Munz

[57] **CLAIM**


The ornamental design for a food washing bowl, as shown.

**DESCRIPTION**

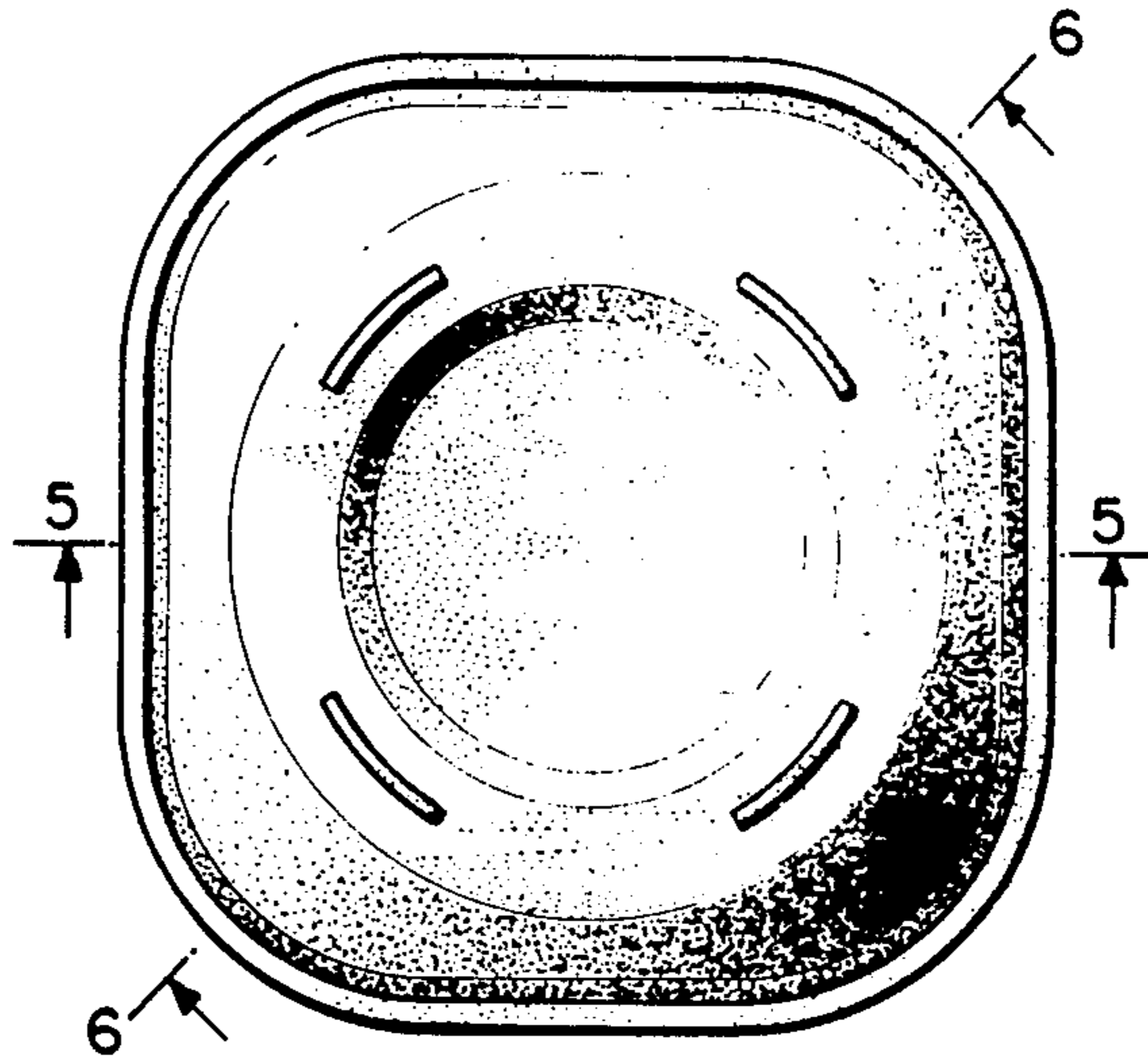
FIG. 1 is a top plan view of a food washing bowl showing my new design;  
 FIG. 2 is a bottom plan view thereof;  
 FIG. 3 is a side elevational view;  
 FIG. 4 is a perspective view;  
 FIG. 5 is a sectional view taken along line 5 — 5 of FIG. 2; and  
 FIG. 6 is a cross sectional view along the line 6 — 6 of FIG. 2.



**FIG. 1**



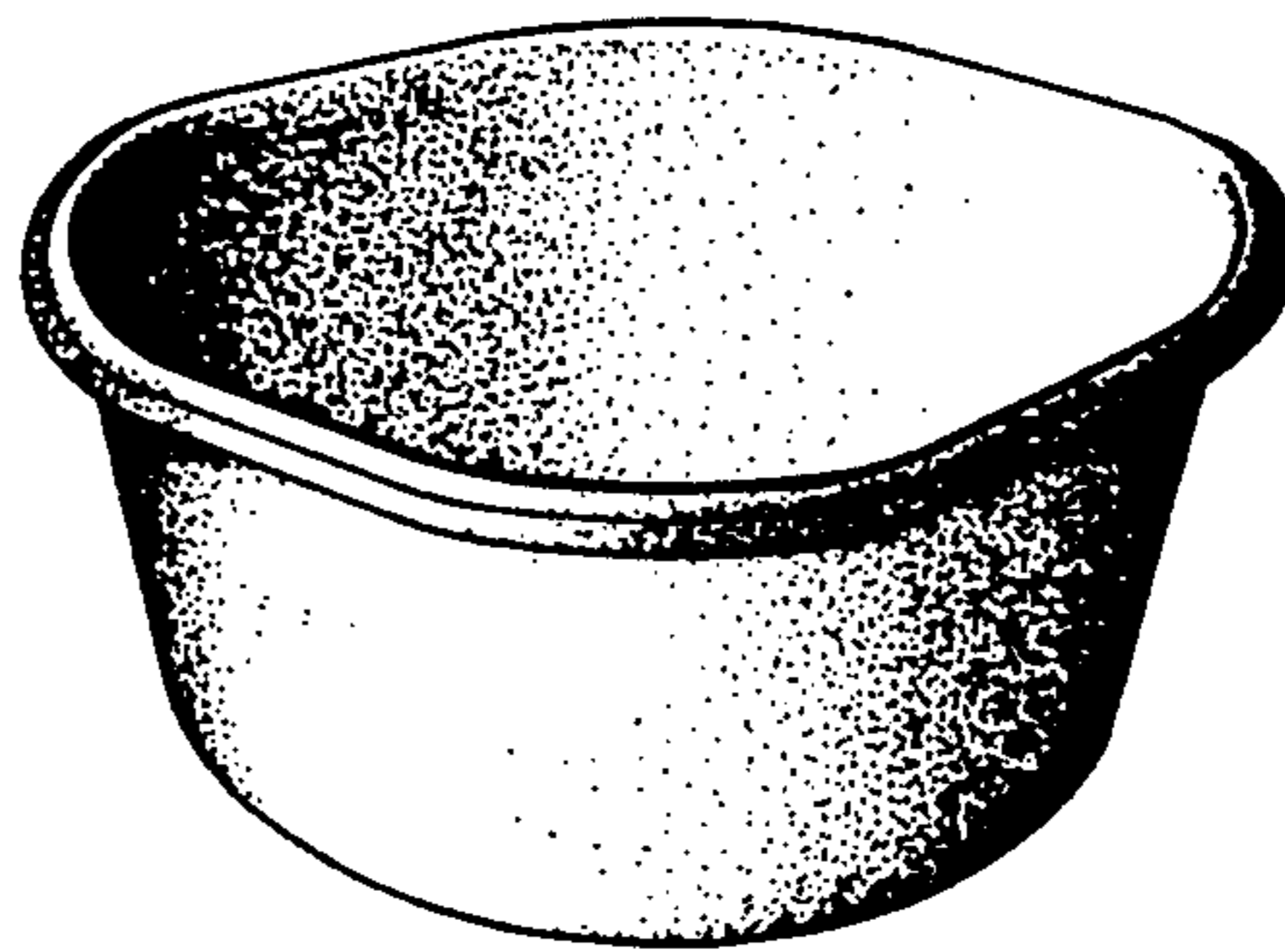
**FIG. 2**




**FIG. 3**



**FIG. 4**



**FIG. 5**



**FIG. 6**

