

[54] WRITING INSTRUMENT

[75] Inventor: Günther Horntrich, Pforzheim, Fed. Rep. of Germany

[73] Assignee: Kreuzer-werk GmbH, Bonn-Duisdorf, Fed. Rep. of Germany

[**] Term: 14 Years

[21] Appl. No.: 826,950

[22] Filed: Aug. 22, 1977

[30] Foreign Application Priority Data

May 12, 1977 [DE] Fed. Rep. of Germany 1797/77

[51] Int. Cl. D19-06

[52] U.S. Cl. D19/49; D19/43; D19/56

[58] Field of Search D19/36, 41-51, D19/54-57; D28/42-43; 24/10 R, 11 CC; 401/104; D2/407, 409, 428

[56] References Cited

U.S. PATENT DOCUMENTS

D. 177,560	5/1956	Engign et al.	D19/49
D. 188,759	9/1960	Sobel	D2/409
D. 228,813	10/1973	Wakai et al.	D19/49
D. 229,110	11/1976	Barcellona	D19/47
D. 234,471	3/1975	Carre	D19/51

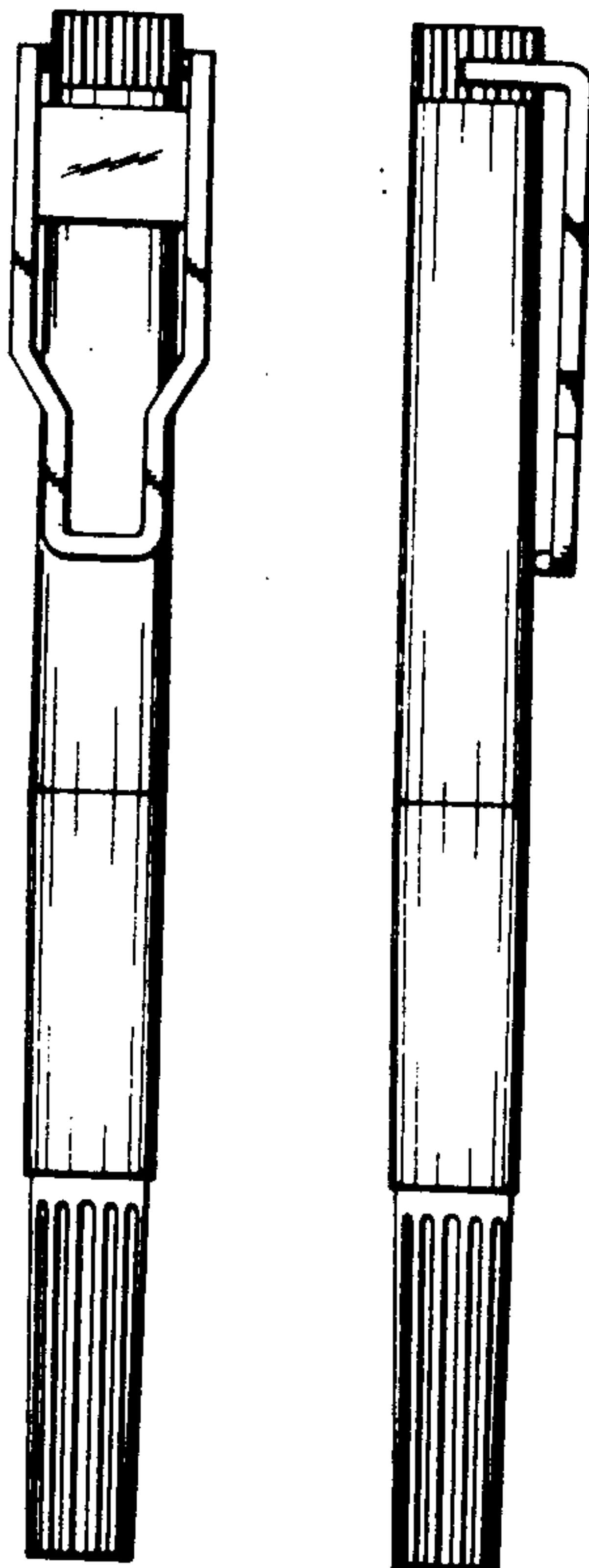
Primary Examiner—Joel Stearman
Assistant Examiner—George P. Word
Attorney, Agent, or Firm—Robert Osann

[57] CLAIM

The ornamental design for a writing instrument, as shown and described.

DESCRIPTION

FIG. 1 is a front elevational view of a writing instrument showing my new design;
FIG. 2 is a rear elevational view thereof;
FIG. 3 is a right side elevational view thereof;
FIG. 4 is a left side elevational view thereof;
FIG. 5 is a top plan view; and
FIG. 6 is a bottom plan view.






Fig. 5



Fig. 3



Fig. 2



Fig. 1



Fig. 4

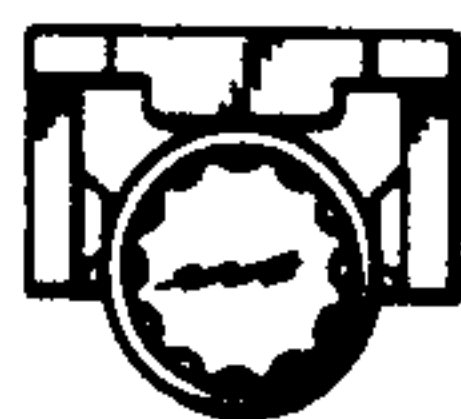


Fig. 6