

[54] **IDENTIFICATION LABEL**

[76] **Inventor:** Arthur L. Smith, 1128 E. Elm
 Fullerton, Calif. 92631

[**] **Term:** 14 Years

[21] **Appl. No.:** 738,041

[22] **Filed:** Nov. 2, 1976

[51] **Int. Cl.** D19—08
 [52] **U.S. Cl.** D19/10; D20/27
 [58] **Field of Search** D19/13-19;
 D9/252; 40/16, 21 R, 21 C; 24/16 PB; D2/387,
 389

[56] **References Cited**

U.S. PATENT DOCUMENTS

D. 34,460	4/1901	Abeles	D2/389
D. 236,826	9/1975	Smith	D19/13
3,106,028	10/1963	Baumgartner	40/21 C
3,279,107	10/1966	Baumgartner	40/21 C
3,829,902	8/1974	Fisher	D2/387

FOREIGN PATENT DOCUMENTS

1489208 6/1967 France 24/16 PB
 960859 6/1964 United Kingdom 40/21 C

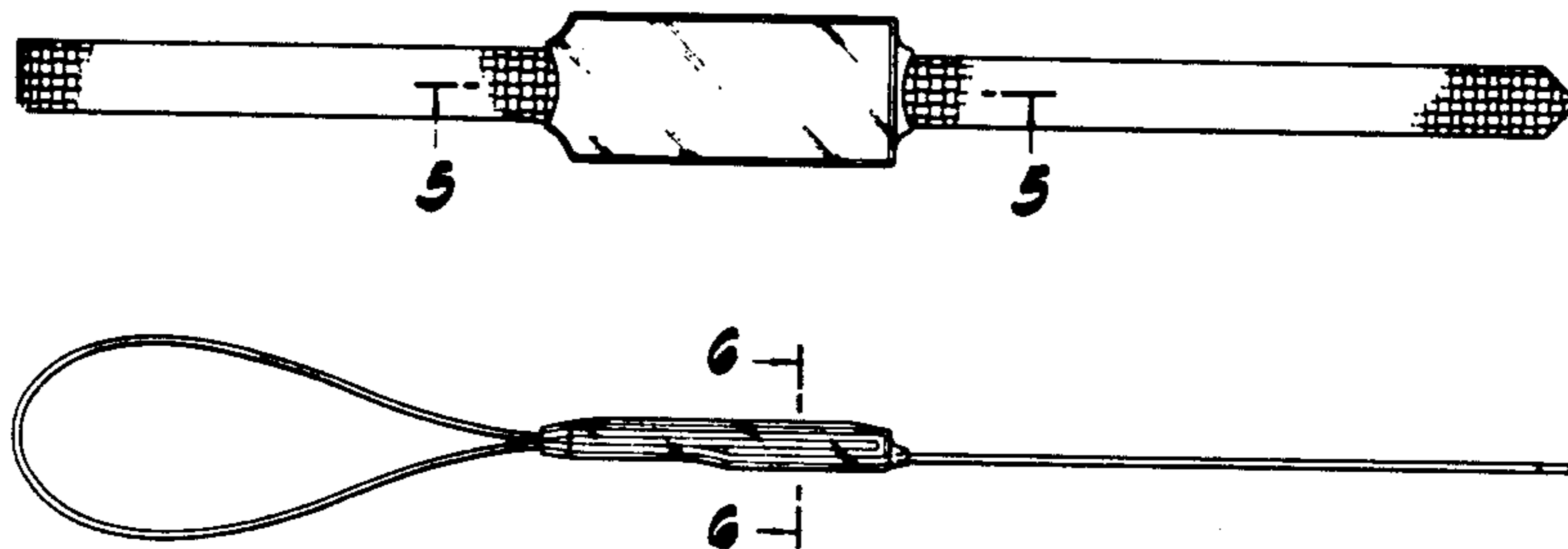
Primary Examiner—Joel Stearman
Assistant Examiner—George P. Word
Attorney, Agent, or Firm—James E. Brunton

[57] **CLAIM**

The ornamental design for an identification label, as shown and described.

DESCRIPTION

FIG. 1 is a top plan view of an identification label showing my new design;
 FIG. 2 is a side elevational view thereof, the opposite side being a mirror image thereof;
 FIG. 3 is a bottom plan view;
 FIG. 4 is a right end elevational view;
 FIG. 5 is an enlarged scale fragmentary cross-sectional view taken along 5—5 of FIG. 1; and
 FIG. 6 is an enlarged scale cross-sectional view taken along line 6—6 of FIG. 2.
 The pattern shown fragmentarily on the strap in FIGS. 1, 3 and 4 is understood to be continuous along the entire length of the strap.



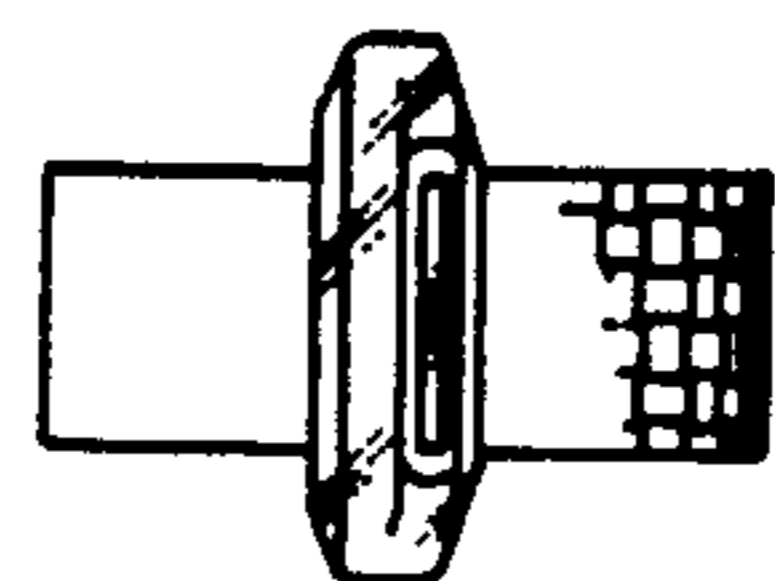
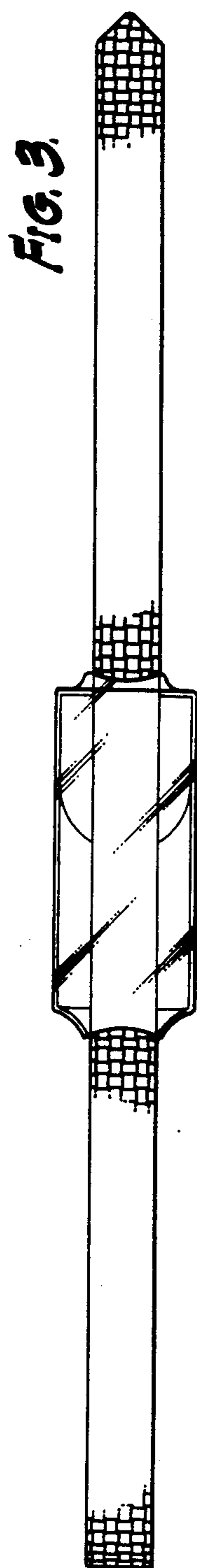
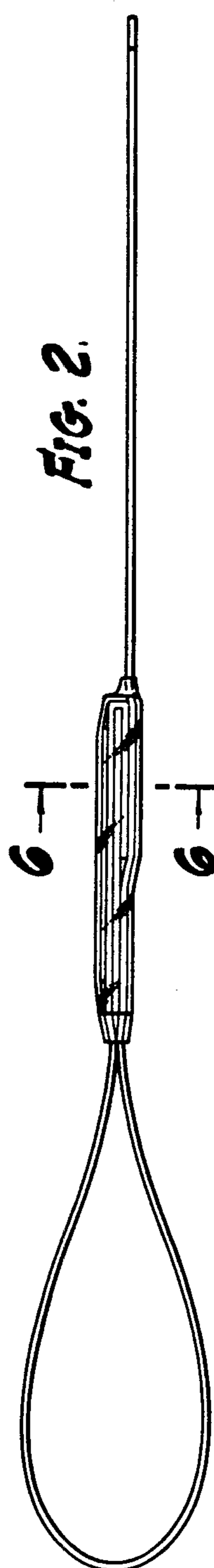
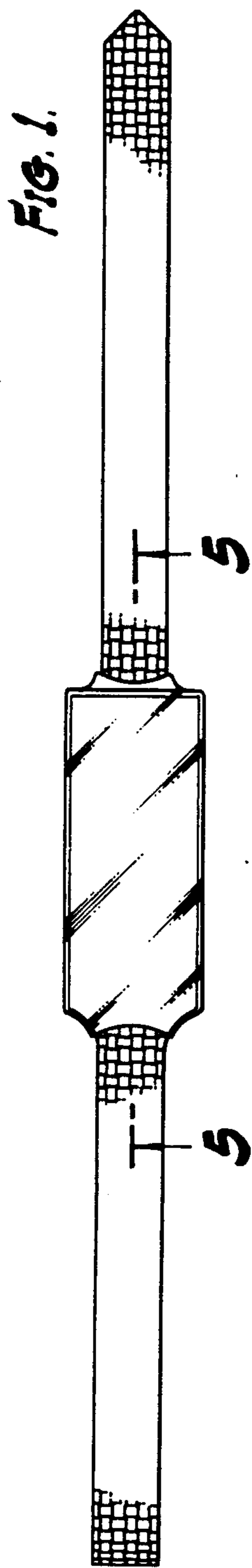


FIG. 4.



FIG. 6.



FIG. 5.