

[54] MULTIPLE COMPARTMENT BEVERAGE CONTAINER

[76] Inventors: Daniel F. Sanchez, 4033 Ivory Ct., Indianapolis, Ind. 46227; Denise A. Miner, R.R. #4, Box 363D, Martinsville, Ind. 46151; Ronald L. Dyson, 253 Crosby Dr., Indianapolis, Ind. 46227

[\*\*] Term: 14 Years

[21] Appl. No.: 751,112

[22] Filed: Dec. 16, 1976

[51] Int. Cl. .... D7-07

[52] U.S. Cl. .... D7/76; D7/60; D9/18

[58] Field of Search ..... D7/76, 41, 51, 59, 60, D7/61, 70, 71; D9/18, 178, 179, 184, 187

[56]

References Cited

U.S. PATENT DOCUMENTS

D. 170,321	9/1953	Huston .....	D9/187
D. 183,690	10/1958	Graham .....	D9/179
D. 190,450	5/1961	Sanchez et al. ....	D9/184
D. 199,505	11/1964	Swett et al. ....	D7/76
D. 200,018	1/1965	Brocken .....	D7/76
D. 234,741	4/1975	Emmons .....	D7/76 X
2,892,540	6/1959	Tupper .....	D9/179 X
3,693,830	9/1972	Oglesbee .....	D7/71 X

Primary Examiner—Winifred E. Herrmann  
Attorney, Agent, or Firm—Thomas P. Jenkins

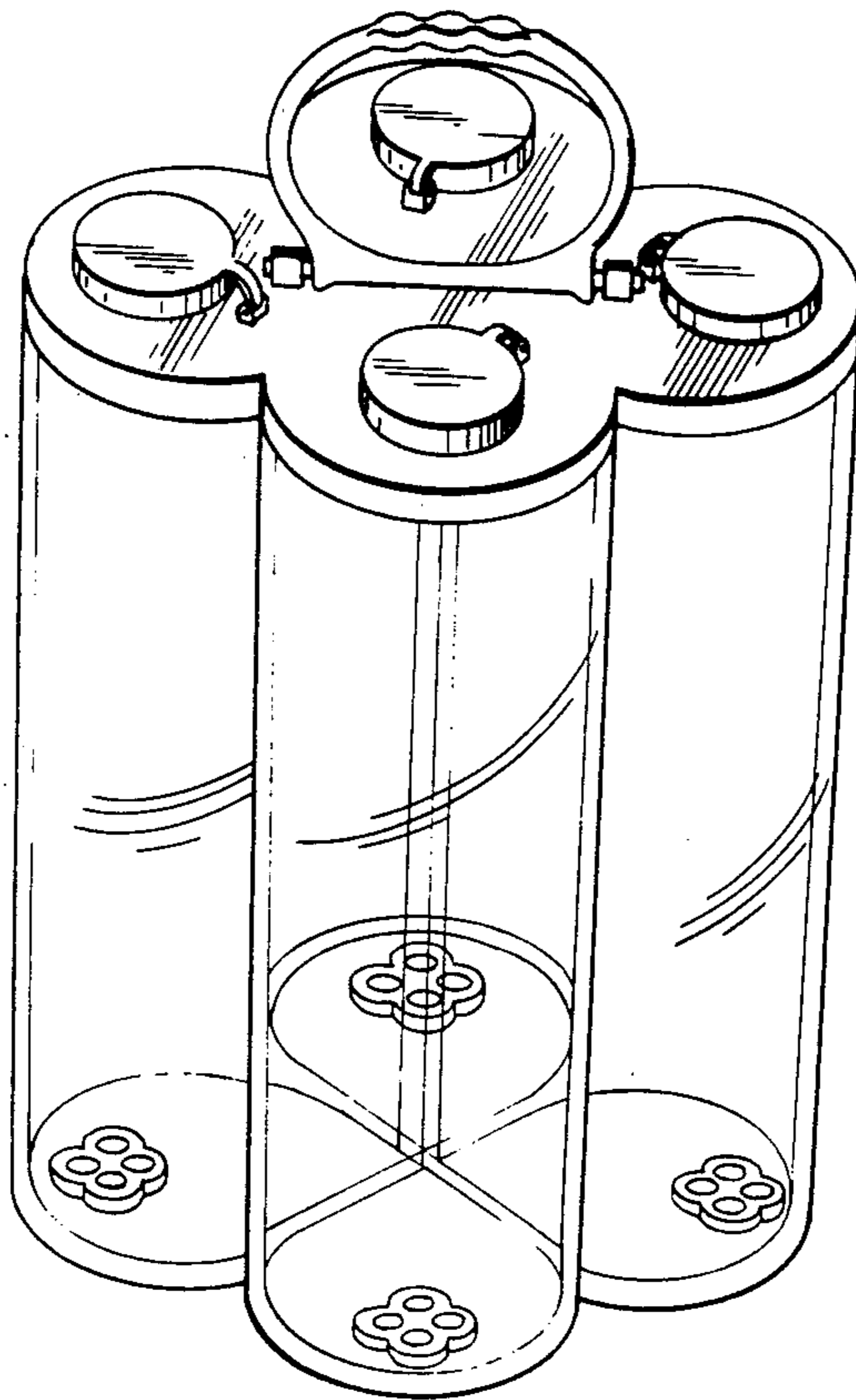
[57]

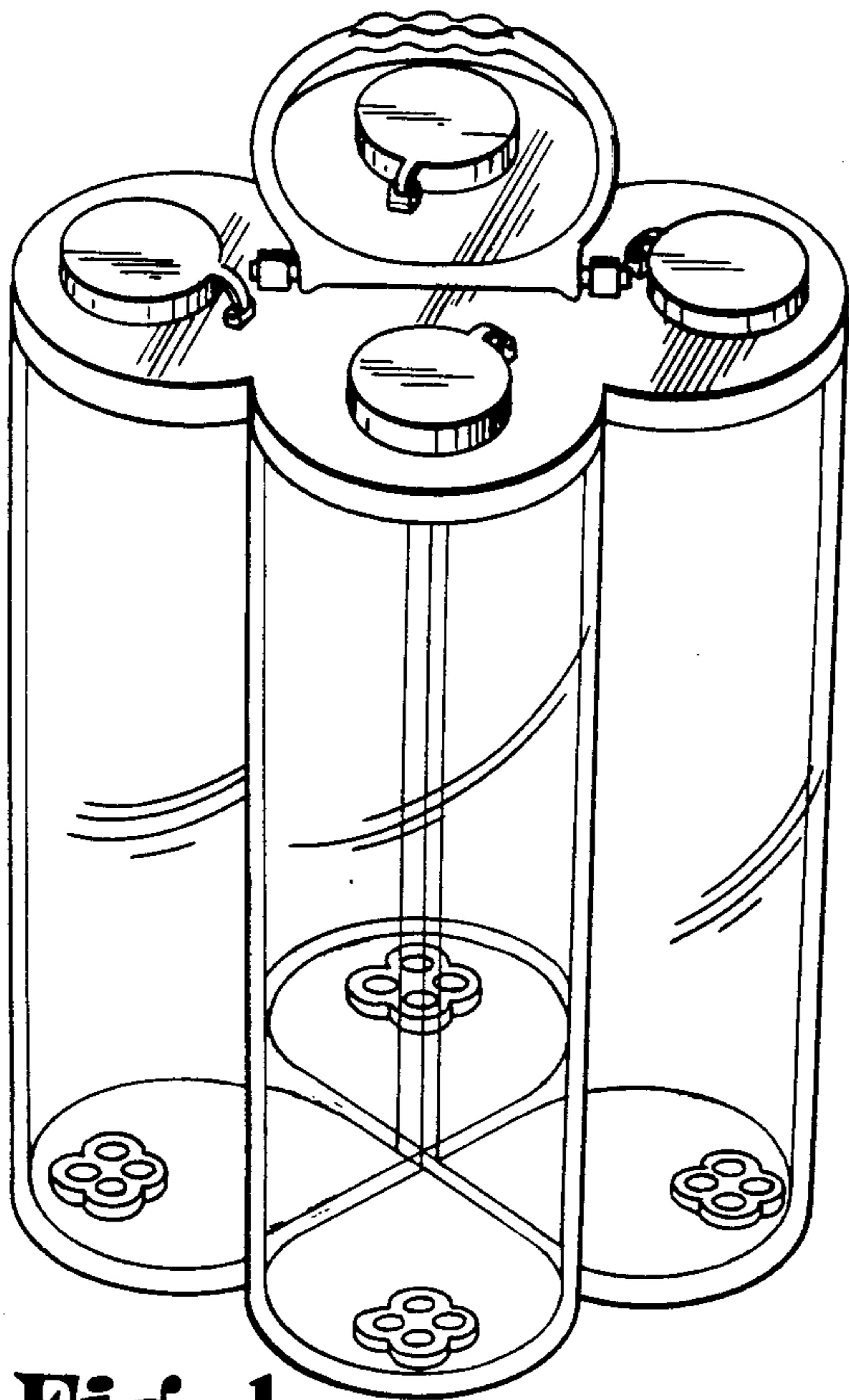
CLAIM

The ornamental design for a multiple compartment beverage container, as shown and described.

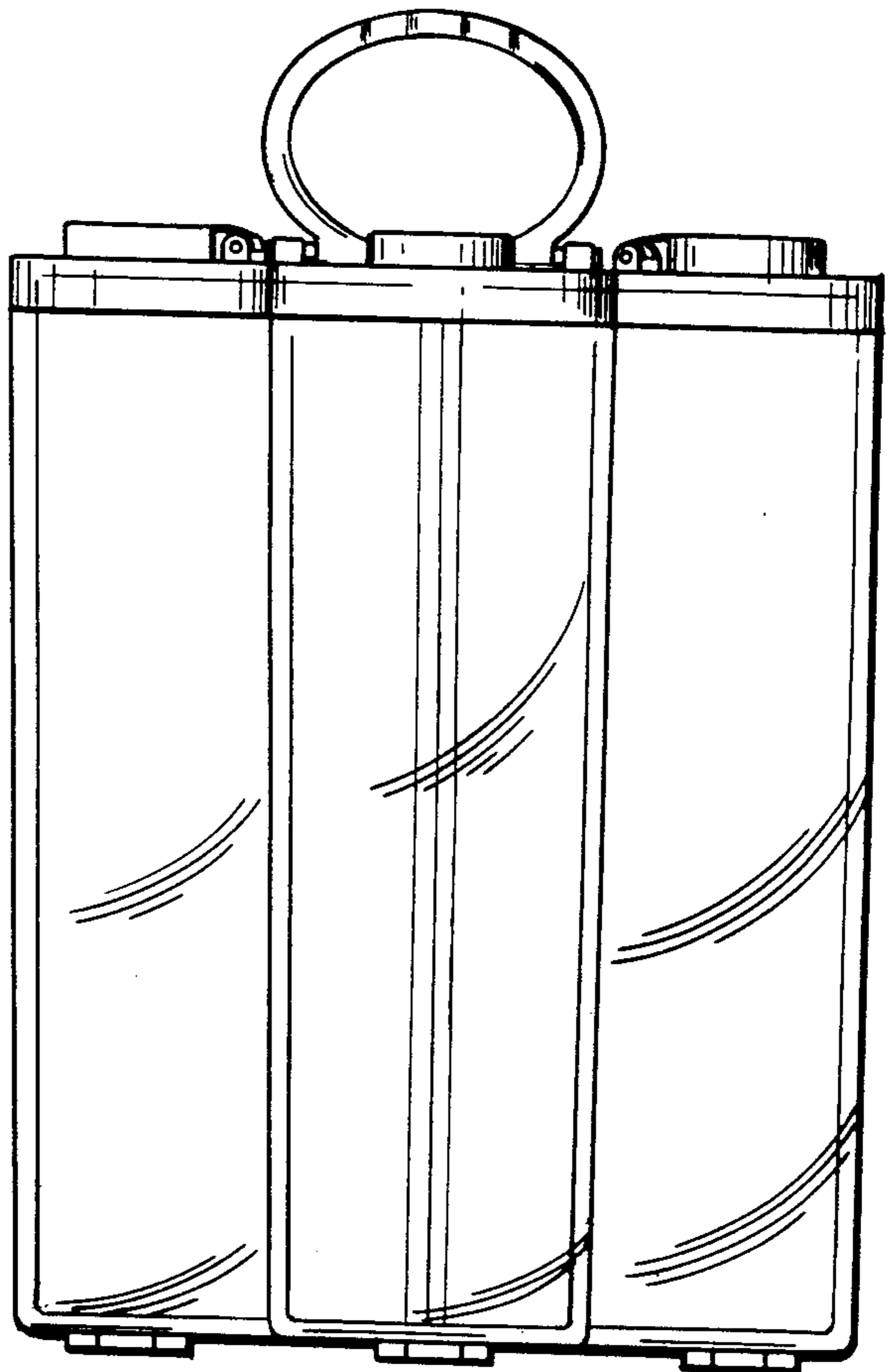
DESCRIPTION

FIG. 1 is a front perspective view of a multiple compartment beverage container showing our new design; FIG. 2 is a side elevation view thereof; FIG. 3 is a bottom plan view thereof; and FIG. 4 is a top plan view thereof. The rear and side of the multiple compartment beverage container not shown are the same as FIGS. 1 and 2, respectively.







**Fig. 1**



**Fig. 2**



**Fig. 3**



**Fig. 4**