

[54] PORTABLE ADJUSTABLE SEAT

[75] Inventors: Fritz Diedrich, Bad Essen; Hans Kirchmann, Dueren-Arnoldsweiler, both of Fed. Rep. of Germany

[73] Assignee: Firma Heinrich Wilhelm Dreyer, Bad Essen, Fed. Rep. of Germany

[\*\*] Term: 14 Years

[21] Appl. No.: 767,693

[22] Filed: Feb. 11, 1977

[30] Foreign Application Priority Data

Aug. 17, 1976 [DE] Fed. Rep. of Germany ..... 9MR467

[51] Int. Cl. .... D6-01

[52] U.S. Cl. .... D6/47; D6/17;  
D6/56

[58] Field of Search ..... D6/29, 26, 17, 47, 55,  
D6/56, 180; 297/16, 46

[56]

References Cited

U.S. PATENT DOCUMENTS

D. 184,602	3/1959	Chammess .....	D6/29
2,649,140	8/1953	Housel .....	297/46 X
3,310,340	3/1967	Brewer et al. ....	297/16
3,497,293	2/1970	Hill et al. ....	D6/26 X
3,817,483	6/1974	Garvey .....	D6/26 X

Primary Examiner—Bruce W. Dunkins  
Attorney, Agent, or Firm—Arthur O. Klein

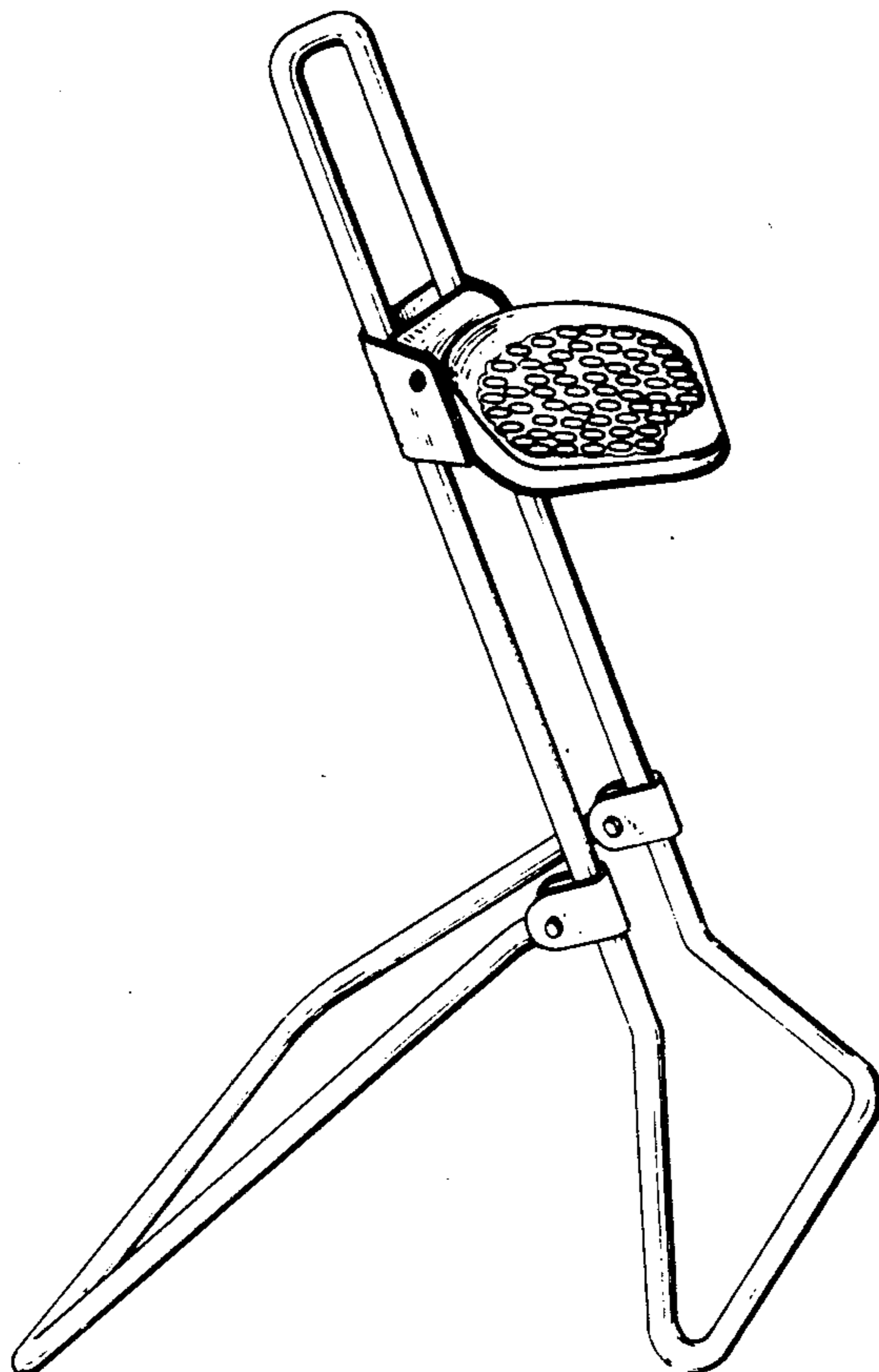
[57]

CLAIM

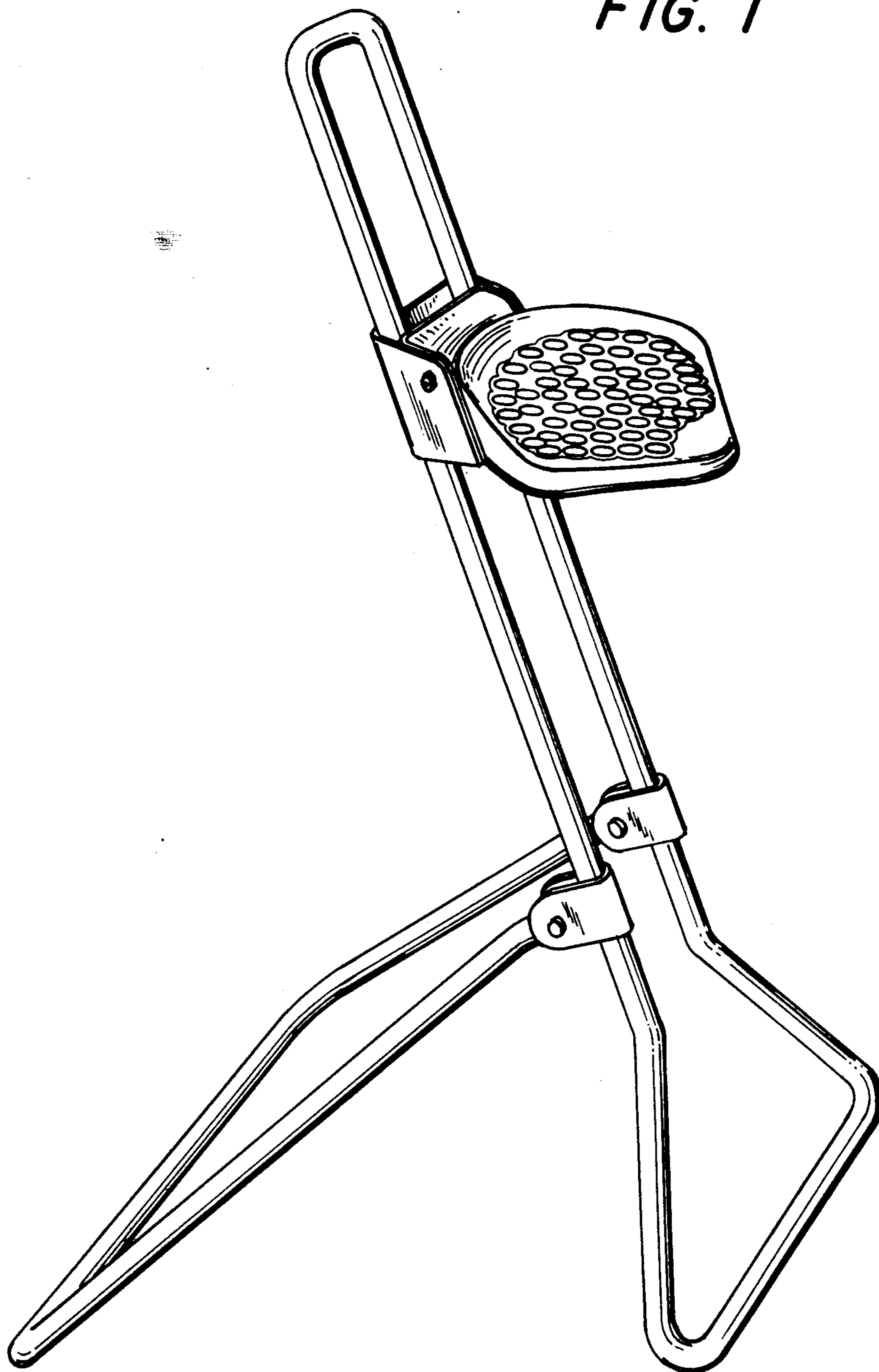
The ornamental design for a portable adjustable seat, as shown and described.

DESCRIPTION

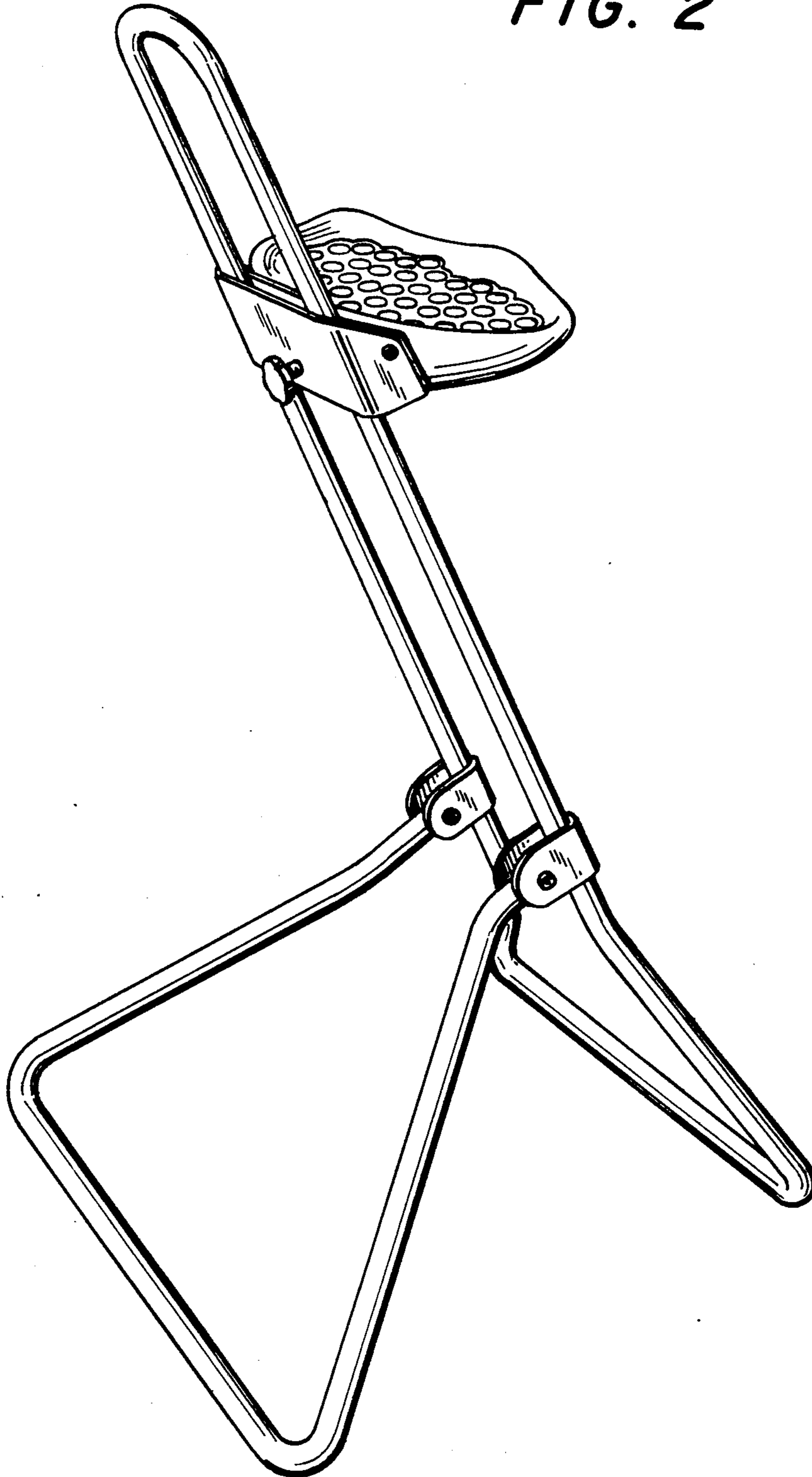
FIG. 1 is a front perspective view of a portable adjustable seat showing our design;  
FIG. 2 is a rear perspective view;  
FIG. 3 is a perspective view of the seat shown in collapsed position;  
FIG. 4 is a sectional view on an enlarged scale showing the seat portion in greater detail; and  
FIG. 5 is a front perspective view of the article of FIG. 1 wherein the adjustable seat member is shown in an alternate position.




*FIG. 1*



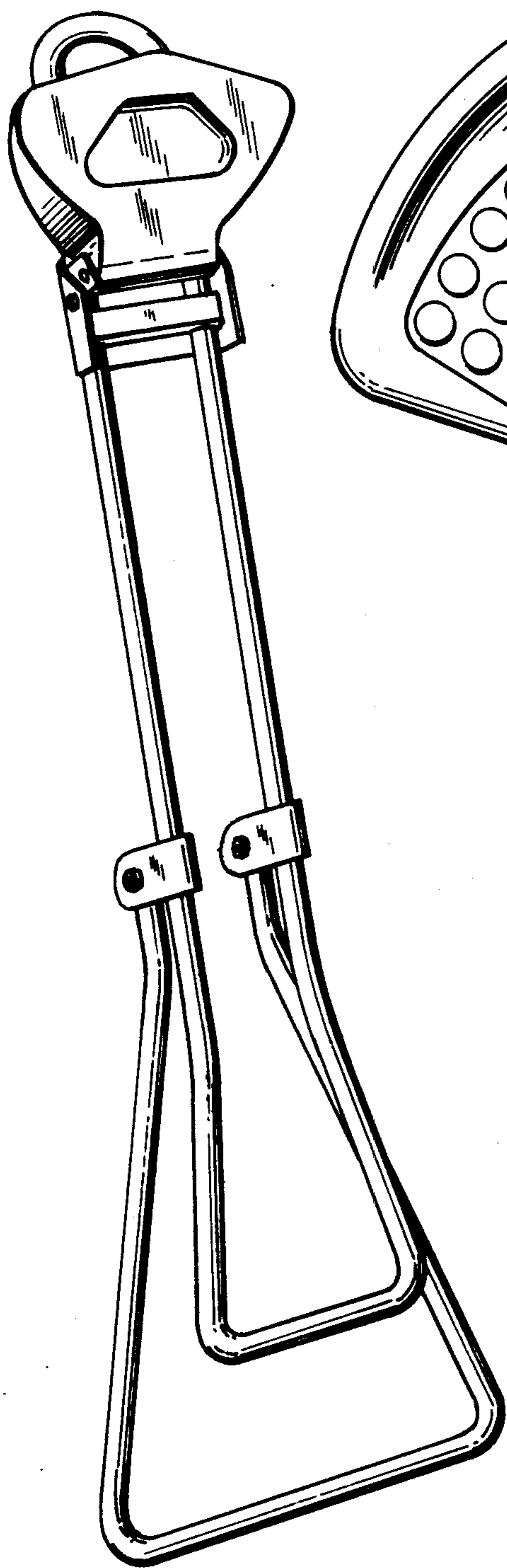
*FIG. 2*



*FIG. 4*



*FIG. 3*



**FIG. 5**

