

[54] ELECTRONIC TIMER CASE

[76] Inventors: **Marvin B. Rudin**, 555 Middlefield Rd., Mt. View, Calif. 94040; **Nicholas F. Talesfore**, 1732 Srobisher Wy, San Jose, Calif. 95125; **Edward Collins, IV**, 15360 Karl Ave., Monte Sereno, Calif. 95030

[**] Term: 14 Years

[21] Appl. No.: 737,882

[22] Filed: Nov. 1, 1976

[51] Int. Cl. D10-03

[52] U.S. Cl. D10/40

[58] Field of Search D10/40, 1, 2, 81, 46; D14/73; 58/22.9, 39.5, 152 R, 53-56

[56] References Cited

U.S. PATENT DOCUMENTS

- D. 238,760 2/1976 Daum D10/40
- D. 243,748 3/1977 Krause D10/40

OTHER PUBLICATIONS

- European Jeweler-Stopwatch at top-5/75-p. 72.*
- European Jeweler-5/75, p. 73-Stopwatch at top.*
- Jeweler's Circular-Keystone-12/73-p. 18-Stopwatch at bottom.*
- Jeweler's Circular-Keystone-12/73-p. 124-Stopwatch at bottom-right.*

Primary Examiner—Nelson C. Holtje
Attorney, Agent, or Firm—Stephen S. Townsend

[57] CLAIM

The new ornamental design for electronic timer case.

DESCRIPTION

FIG. 1 is a front elevational view of an electronic timer case showing our new design;
 FIG. 2 is a rear elevational view thereof;
 FIG. 3 is a left side elevational view thereof;
 FIG. 4 is a right side elevational view thereof;
 FIG. 5 is a top plan view thereof; and
 FIG. 6 is a bottom plan view thereof.




FIG. 1

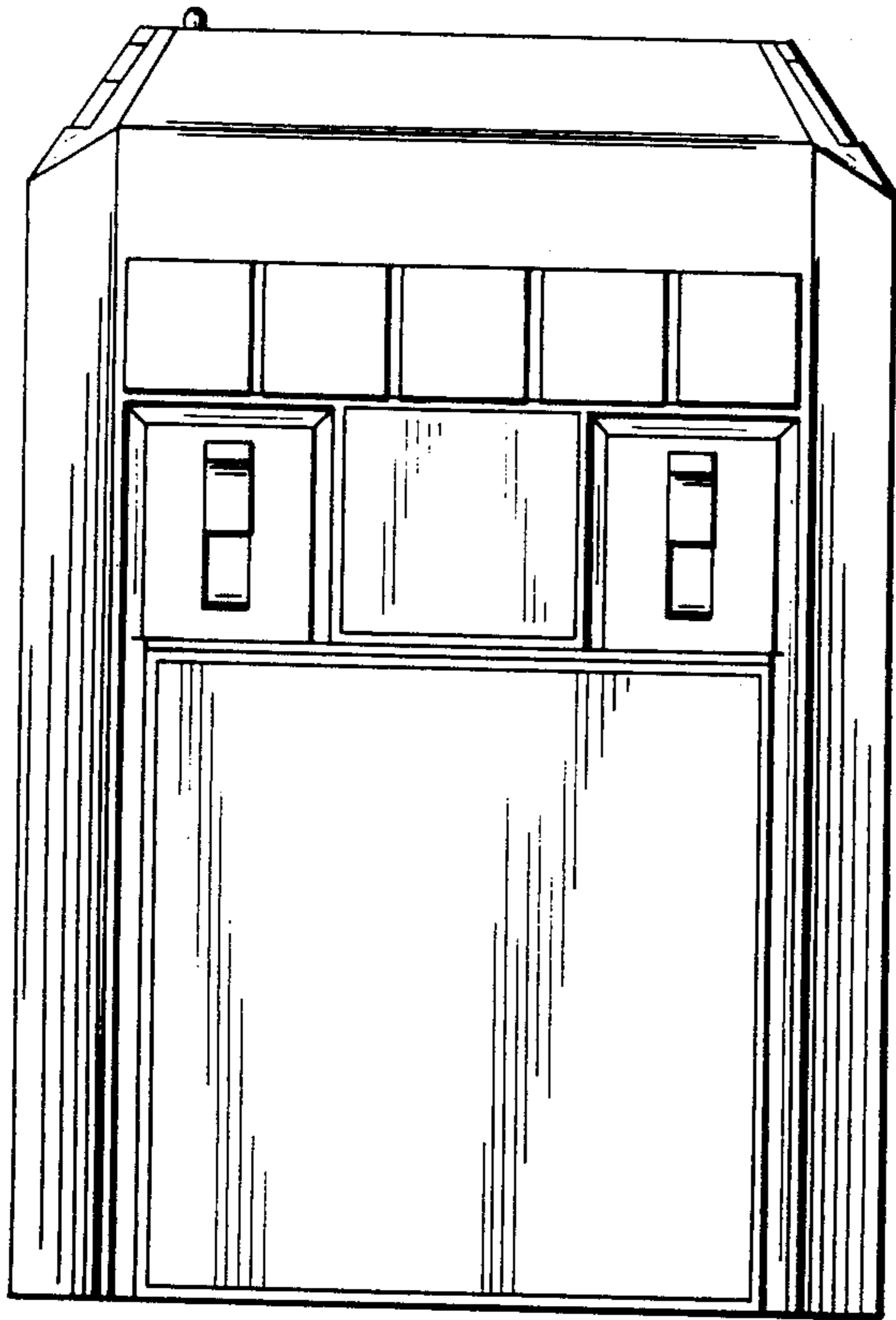


FIG. 2

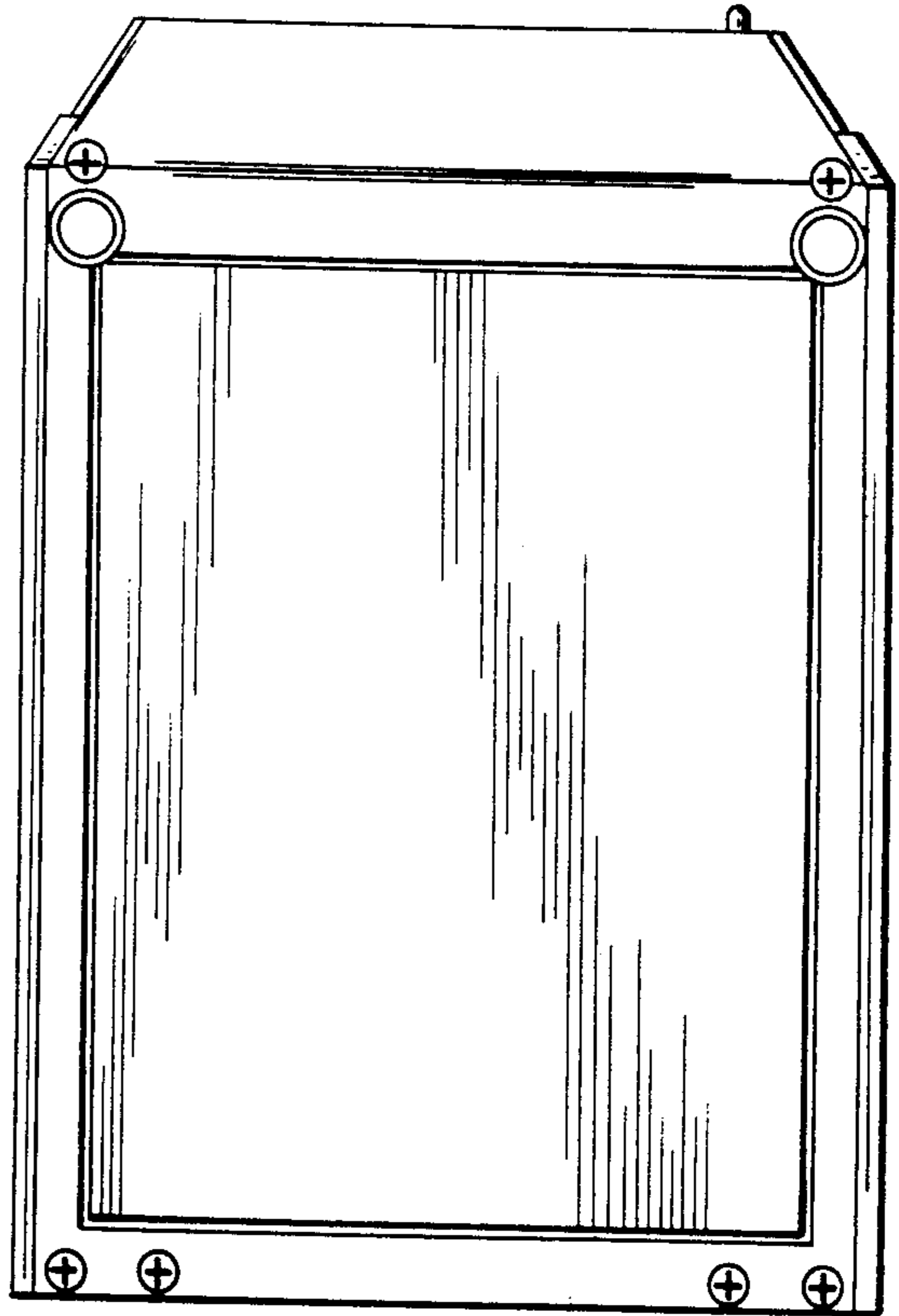


FIG. 3




FIG. 4




FIG. 5

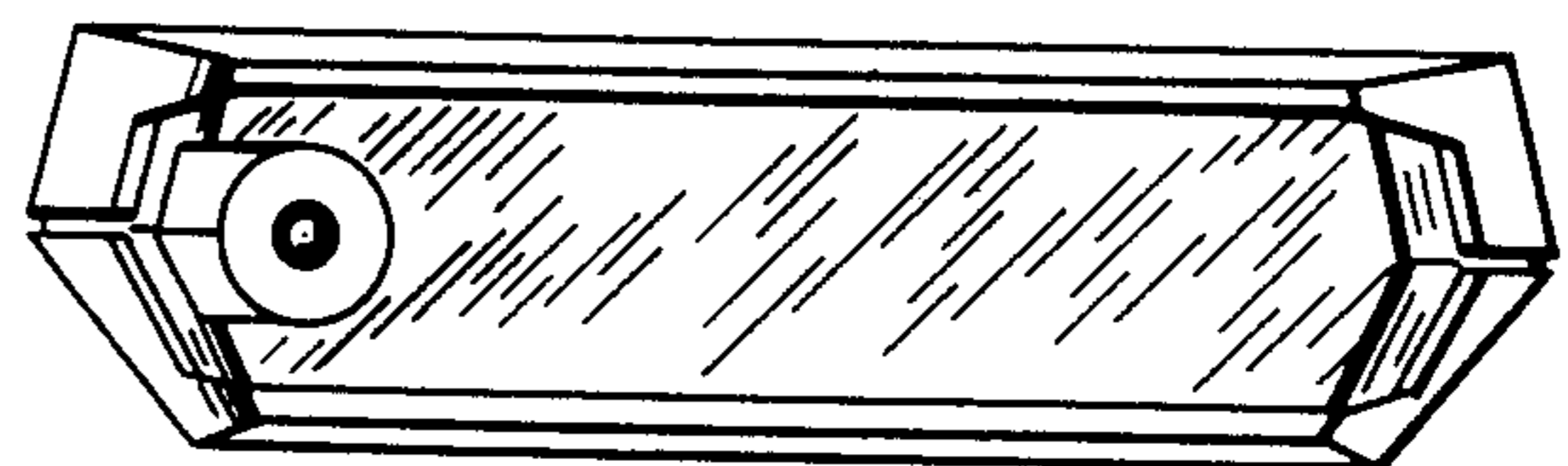


FIG. 6

