

[54] **SLED OR SIMILAR ARTICLE**

[76] **Inventor:** Donald A. Cournoyer, 30 Ledge St.,
Nashua, N.H. 03060

[**] **Term:** 14 Years

[21] **Appl. No.:** 788,156

[22] **Filed:** Apr. 18, 1977

[51] **Int. Cl.** D12-14

[52] **U.S. Cl.** D12/11

[58] **Field of Search** D12/11, 6; D34/15 R,
D34/14 E; D6/12, 74, 193, 152; D2/279, 321,
273; 36/1, 112; 280/18, 19; 9/11 A

[56] **References Cited**

U.S. PATENT DOCUMENTS

D. 189,082	10/1960	Goodman	2/279
D. 224,184	7/1972	Straub et al.	2/273
D. 227,688	7/1973	Chase	D34/14 D

FOREIGN PATENT DOCUMENTS

2532034 2/1977 Fed. Rep. of Germany 280/18

OTHER PUBLICATIONS

Sunset House, 7/15/66, p. 60, Crazy Feet, bottom left side of page.


Primary Examiner—James M. Gandy
Attorney, Agent, or Firm—Walter J. Kreske

[57] **CLAIM**

The ornamental design for a sled or similar article, as shown and described.

DESCRIPTION

FIG. 1 is a perspective view of a sled or similar article showing my new design;
FIG. 2 is a side elevational view thereof, the opposite side being substantially a mirror image of the side shown herein;
FIG. 3 is a rear elevational view thereof; and
FIG. 4 is a bottom plan view thereof.
The broken lines in FIG. 2 of the drawing are for illustrative purposes only.



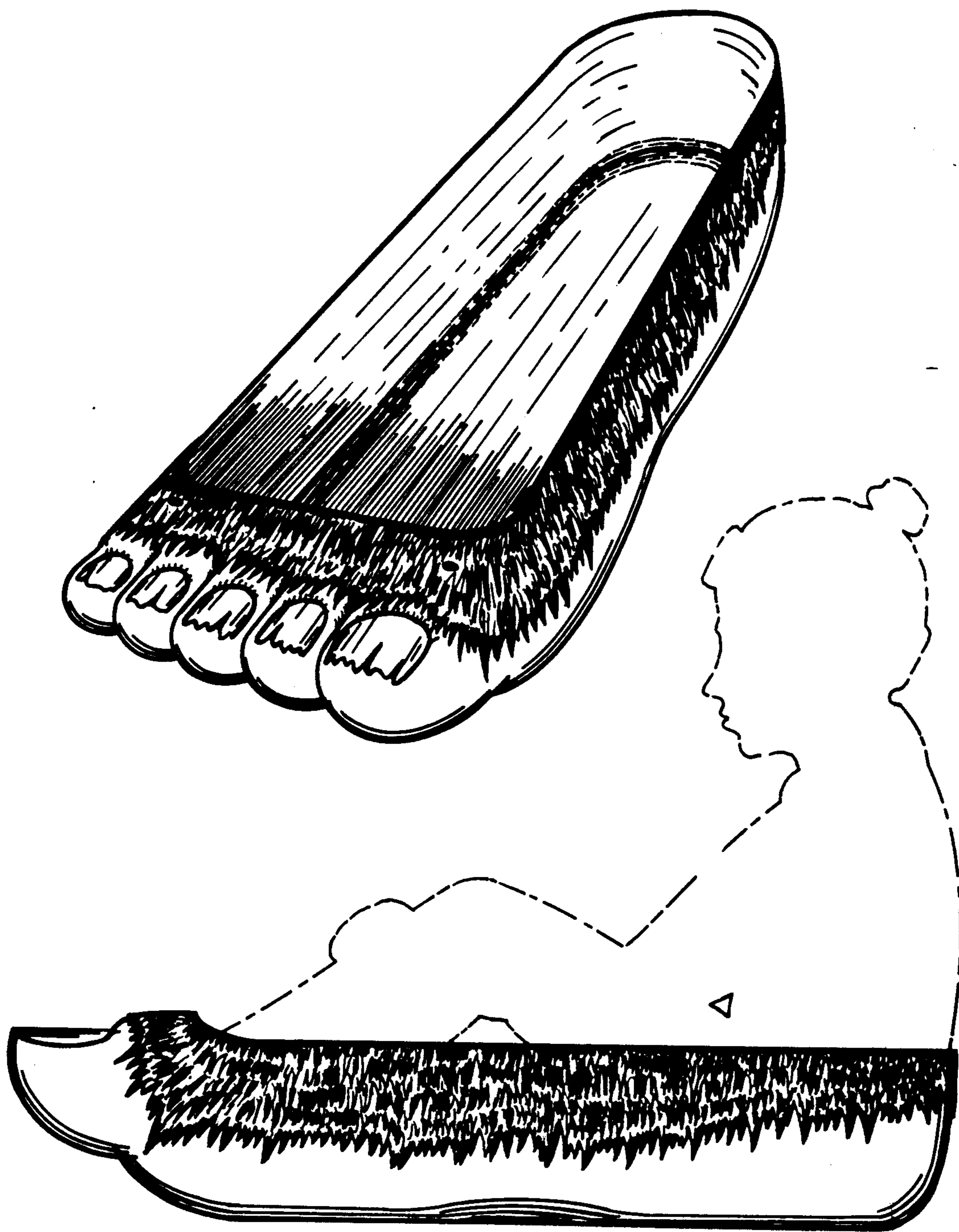


Fig. 2.

Fig. 3.

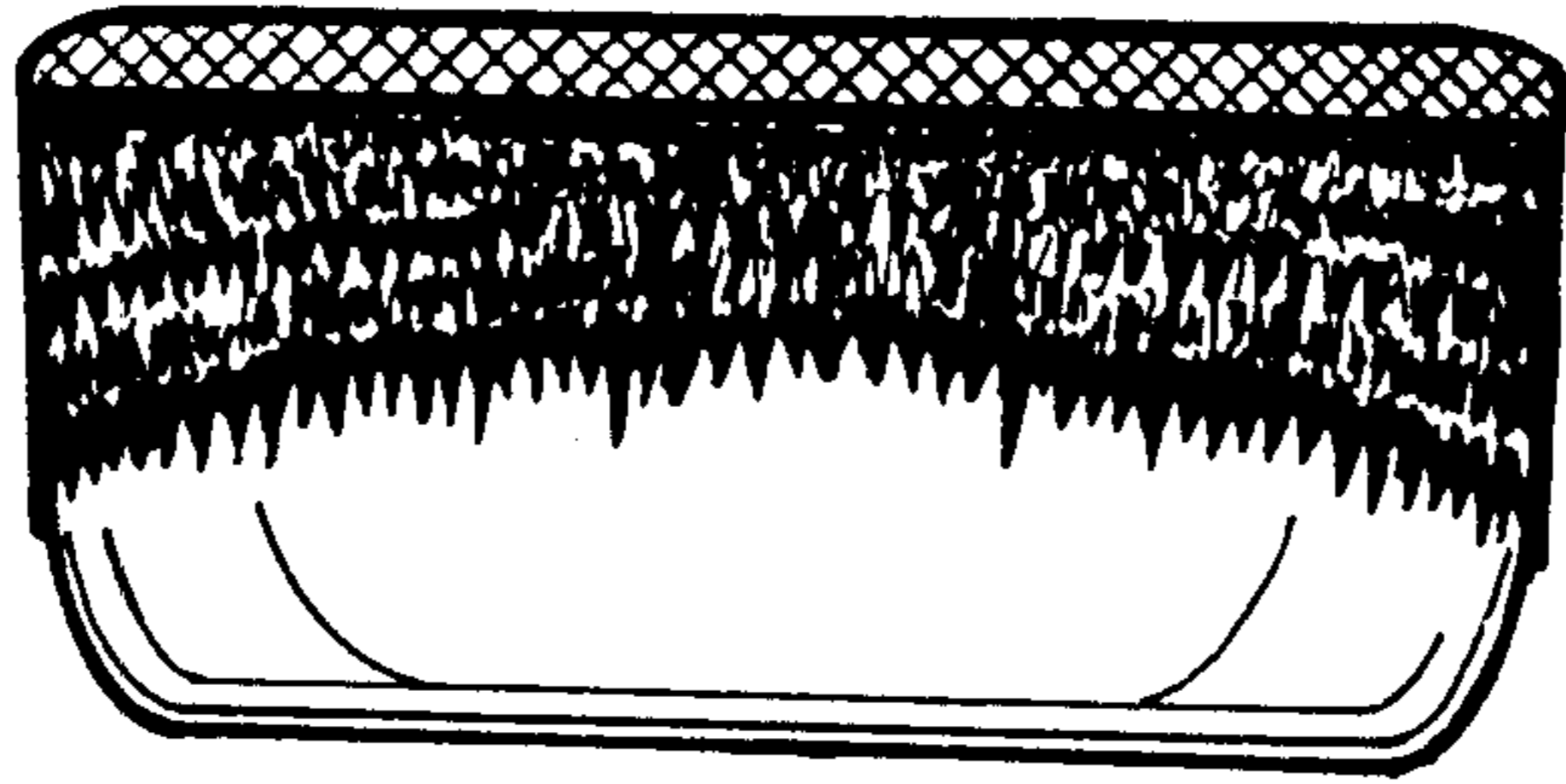


Fig. 4.

