

[54] DISPLAY CARD FOR EARRINGS OR THE LIKE

[75] Inventor: Murray J. Glaser, Woodmere, N.Y.

[73] Assignee: Monet Jewelers, Inc., New York, N.Y.

[**] Term: 14 Years

[21] Appl. No.: 840,090

[22] Filed: Oct. 5, 1977

[51] Int. Cl. D9-99

[52] U.S. Cl. D9/191

[58] Field of Search D6/20, 23-25, D6/28, 29, 85, 114, 116-118, 127-130, 132, 136, 140, 146, 152, 158, 167, 175, 186, 188, 189; 211/13, 32, 45, 49 R, 49 S, 87, 88, 105.1, 106, 123, 129, 131, 163, 169, 181, 182; D9/191; 206/495, 566; 40/124.1

[56] References Cited

U.S. PATENT DOCUMENTS

D. 238,251	12/1975	Garey	D9/191
D. 247,771	4/1978	Moskowitz	D9/191
777,823	12/1904	Webster	206/566
1,492,679	5/1924	Dawson	211/13
4,051,615	10/1977	Gosanko	D6/114

OTHER PUBLICATIONS

Jeweler's Circular Keystone, 3/76, p. 129, Pierced earring card.

Primary Examiner—Wallace R. Burke

Assistant Examiner—B. J. Bullock

Attorney, Agent, or Firm—Gene O. Enockson

[57] CLAIM

The ornamental design for a display card for earrings or the like, substantially as shown.

DESCRIPTION

FIG. 1 is a perspective view of a display card for earrings or the like showing my new design; FIG. 2 is a top plan view thereof; FIG. 3 is a front elevational view thereof; FIG. 4 is a side view thereof; and FIG. 5 is a rear elevational view thereof.

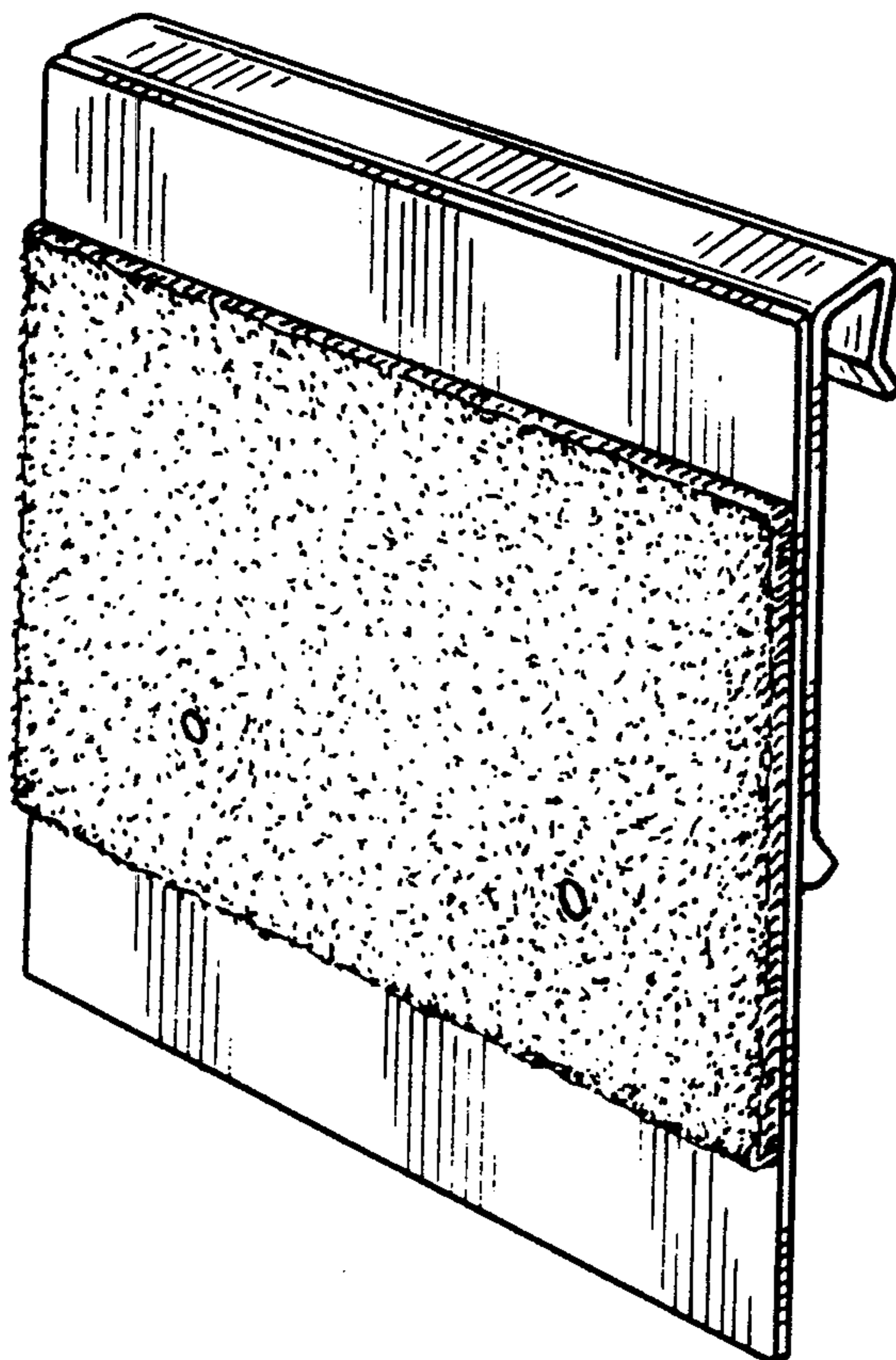


FIG. 1

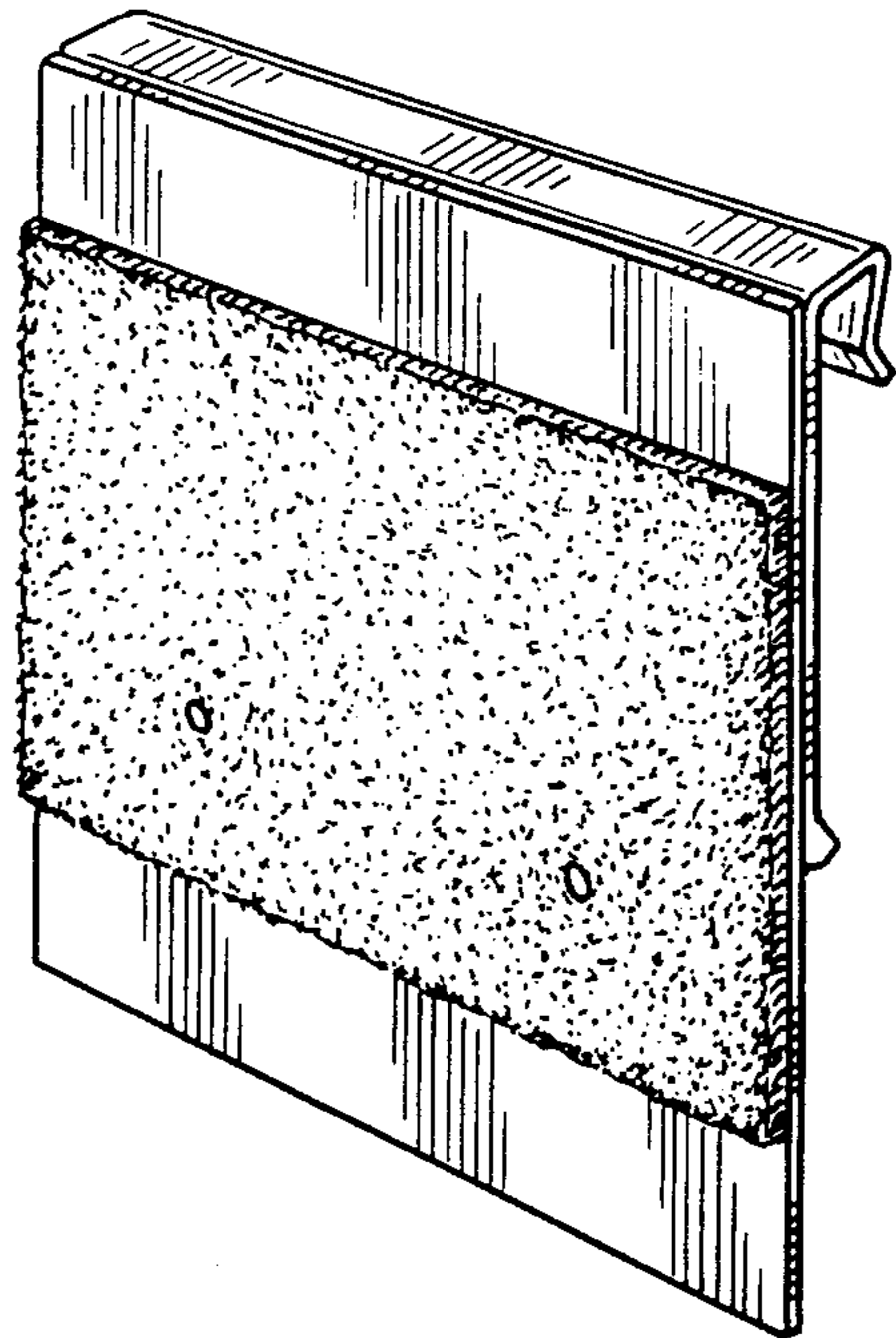


FIG. 2

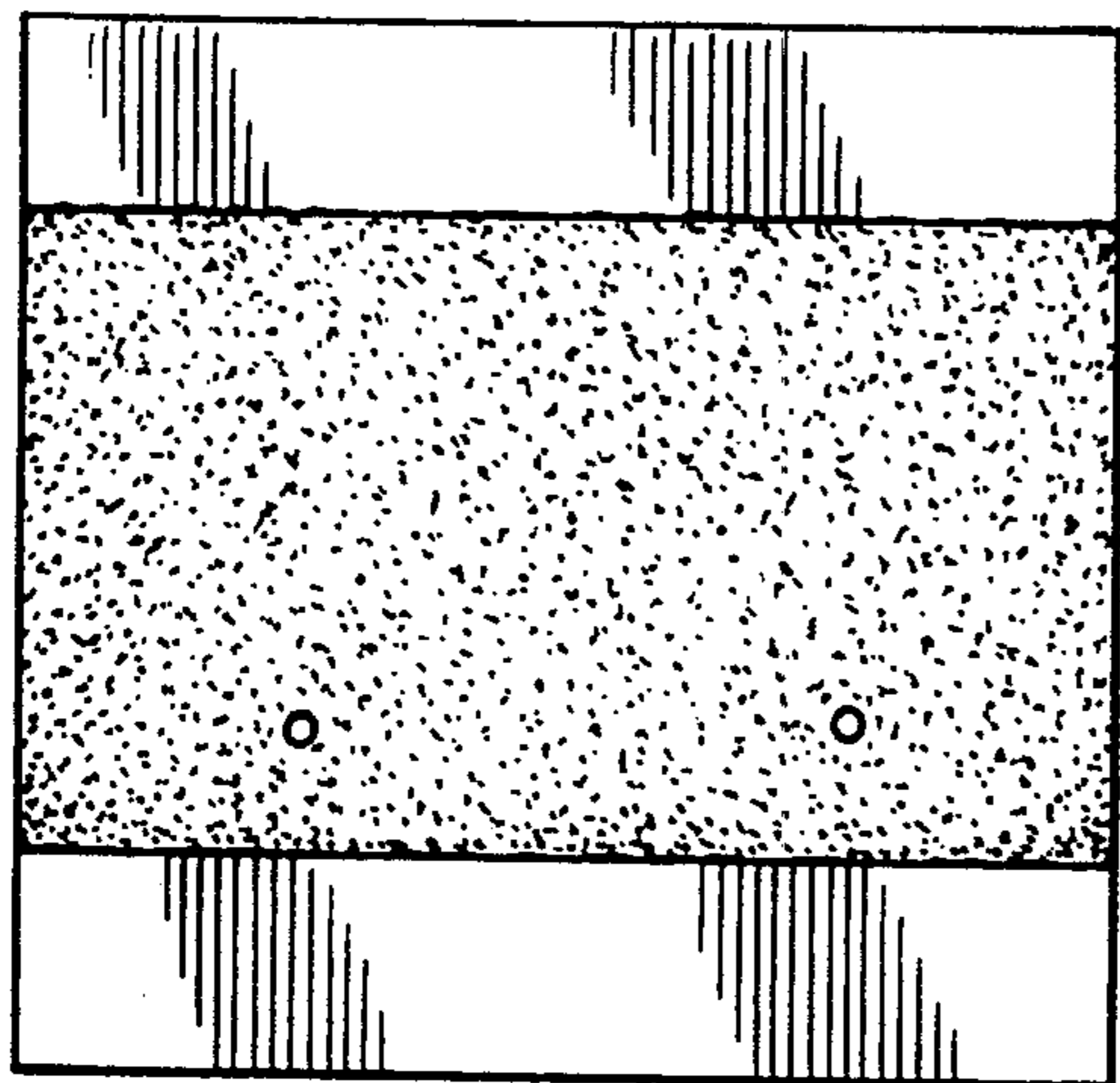


FIG. 3



FIG. 4

FIG. 5

