

[54] DENTAL CHAIR

[76] Inventor: J. Dawson Ruby, R.D. #1, P.O. 540-A, Hopwood, Pa. 15445

[\*\*] Term: 14 Years

[21] Appl. No.: 778,741

[22] Filed: Mar. 17, 1977

[51] Int. Cl. .... D6-01

[52] U.S. Cl. .... D6/58; D6/22; D6/37; D6/64; D6/79

[58] Field of Search ..... D6/22, 39, 37, 58, 1, D6/80, 85, 167, 179; D24/1

[56] References Cited

U.S. PATENT DOCUMENTS

D. 182,902	5/1958	Kemph .....	D6/64
D. 209,281	11/1967	Yeagley .....	D6/58
D. 210,771	4/1968	Vance .....	D6/39
D. 221,764	9/1971	Johnston .....	D24/1

D. 235,822 7/1975 Hernandez ..... D6/22

Primary Examiner—Bruce W. Dunkins  
Attorney, Agent, or Firm—Robert D. Yeager

[57] CLAIM

The ornamental design for a dental chair, substantially as shown and described.

DESCRIPTION

FIG. 1 is a perspective view of a dental chair embodying my new design;

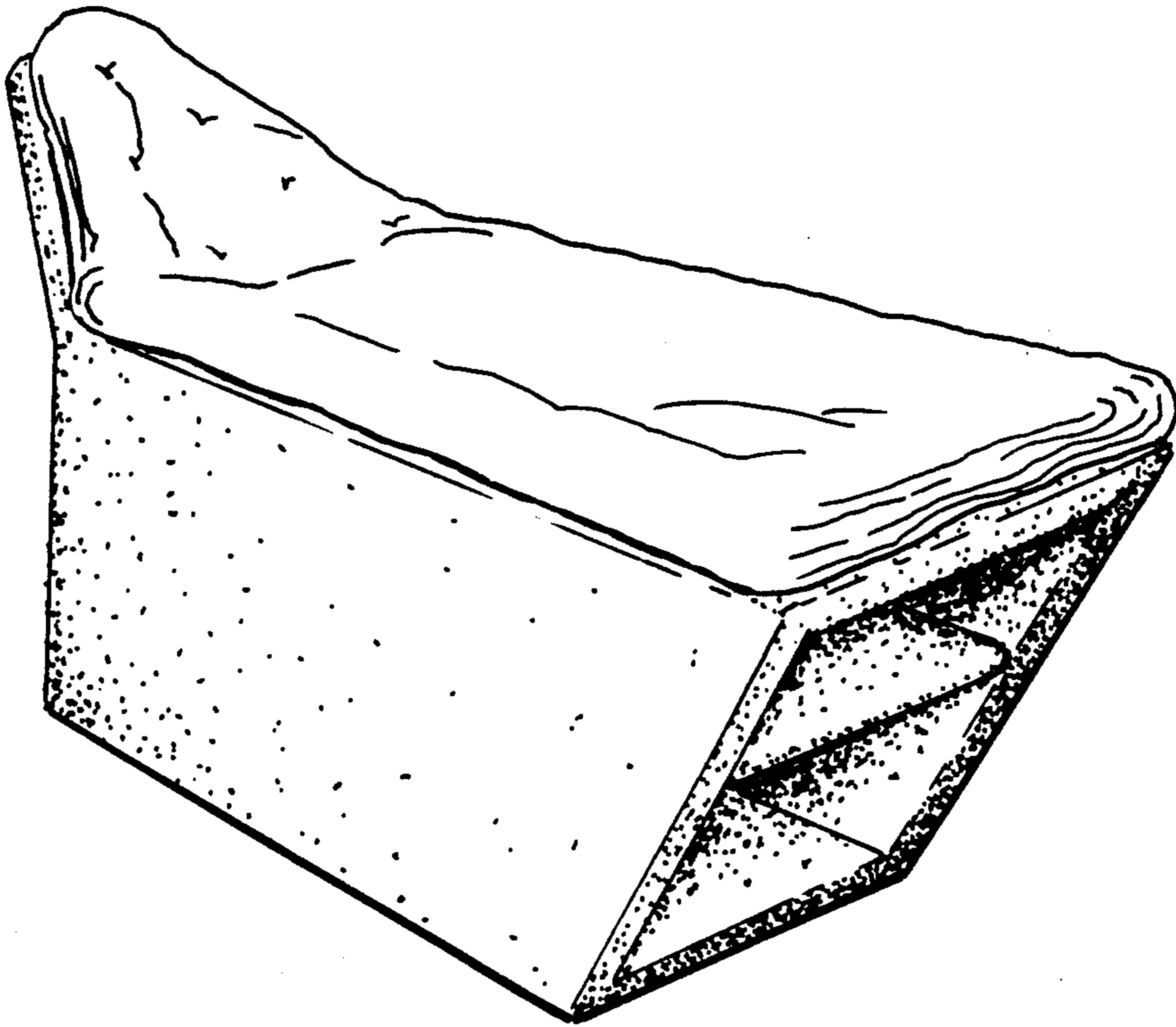
FIG. 2 is a side view of the chair shown in FIG. 1;

FIG. 3 is a top view of the dental chair shown in FIG. 1;

FIG. 4 is a right end view of the dental chair shown in FIG. 3; and,

FIG. 5 is a left hand view of the dental chair shown in FIG. 1.

The side of the dental chair not shown is similar to the side view shown in FIG. 2. The bottom of the dental chair is hidden from view in normal use.



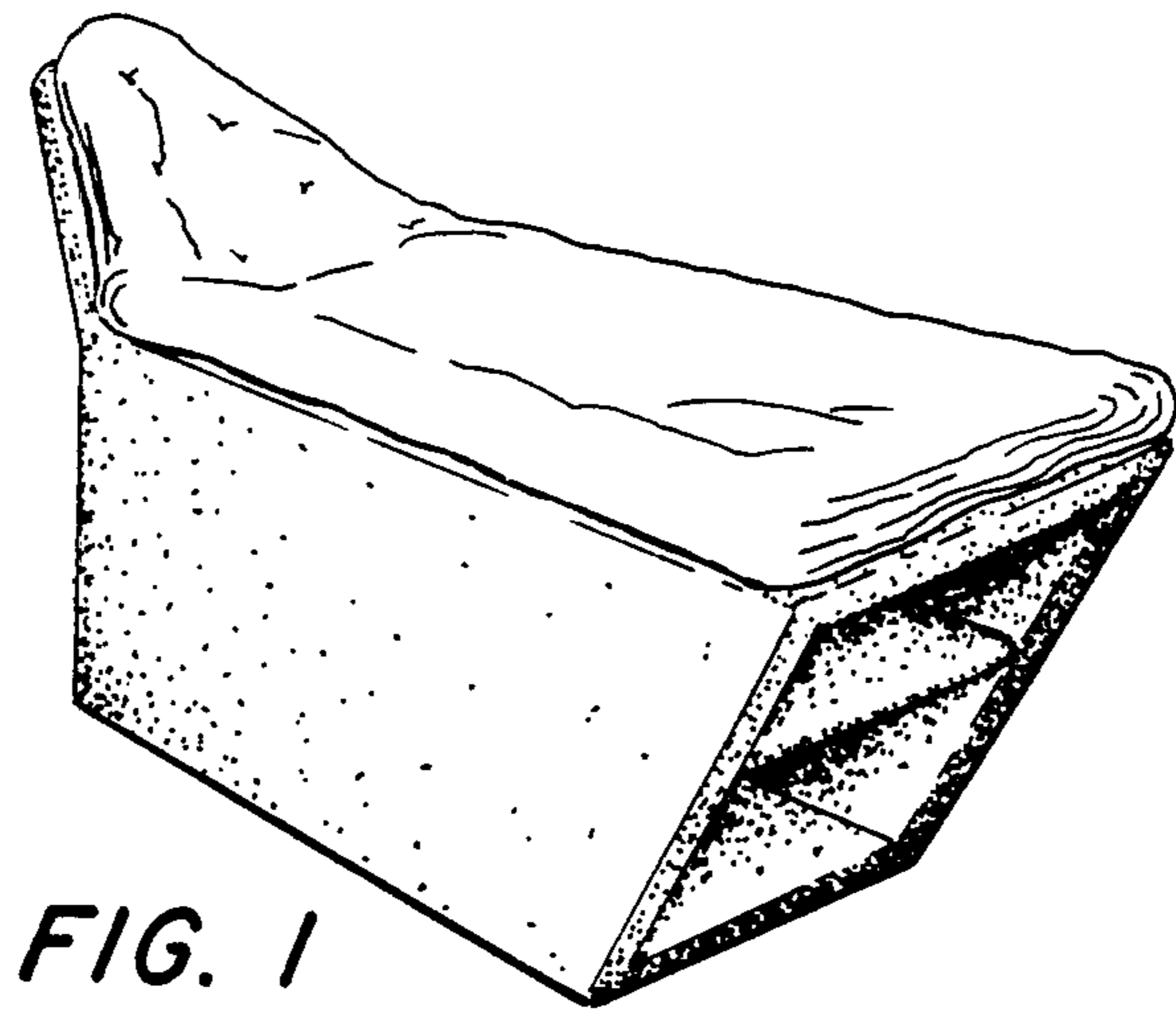


FIG. 1

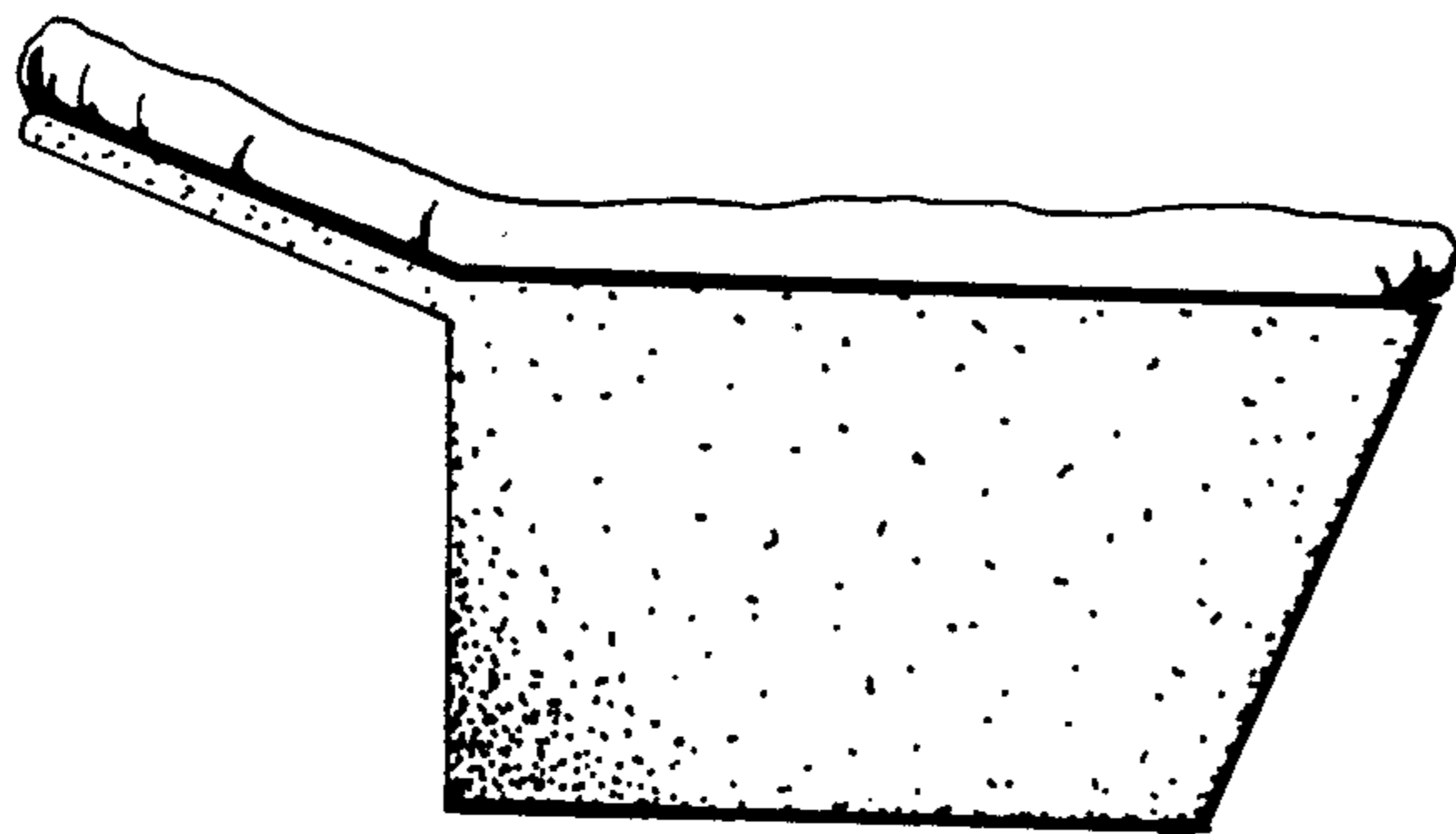


FIG. 2




FIG. 4




FIG. 5




FIG. 3