

- [54] **SPEAKERS LECTERN**
- [76] **Inventor:** Earl E. Waters, Rte. 2, Box 503, Goldsboro, N.C. 27530
- [**] **Term:** 14 Years
- [21] **Appl. No.:** 783,982
- [22] **Filed:** Apr. 4, 1977
- [51] **Int. Cl.** D6—03
- [52] **U.S. Cl.** D6/27; D6/18; D6/155; D6/177
- [58] **Field of Search** D6/20-29, D6/18, 85, 138, 155, 173, 177-179, 194, 195, 196

[56] **References Cited**

U.S. PATENT DOCUMENTS

D. 102,790	1/1937	Katz	D6/18
D. 168,524	12/1952	Thomas	D6/27
D. 187,030	1/1960	Wenger	D6/18
D. 236,045	7/1975	Petrie	D6/27

D. 236,301 8/1975 Mudde D6/27

OTHER PUBLICATIONS

"Smith System" brochure, P.A., Lectern No. 44. Office Products, 4-1976, p. 62, Lectern lower right.

Primary Examiner—Bruce W. Dunkins
Attorney, Agent, or Firm—Charles R. Rhodes

[57] **CLAIM**

The ornamental design for a speakers lectern, as shown and described.

DESCRIPTION

FIG. 1 is a perspective view of a speakers lectern showing my new design.

FIG. 2 is a perspective view looking toward the speakers lectern from a point between the top and bottom thereof, so that the upper surface of the bottom is illustrated and the undersurface of the top is illustrated.

It should be understood that the two opposite edges, not shown, are identical to the two edges illustrated, while the flat bottom surface of the speakers lectern is plain.

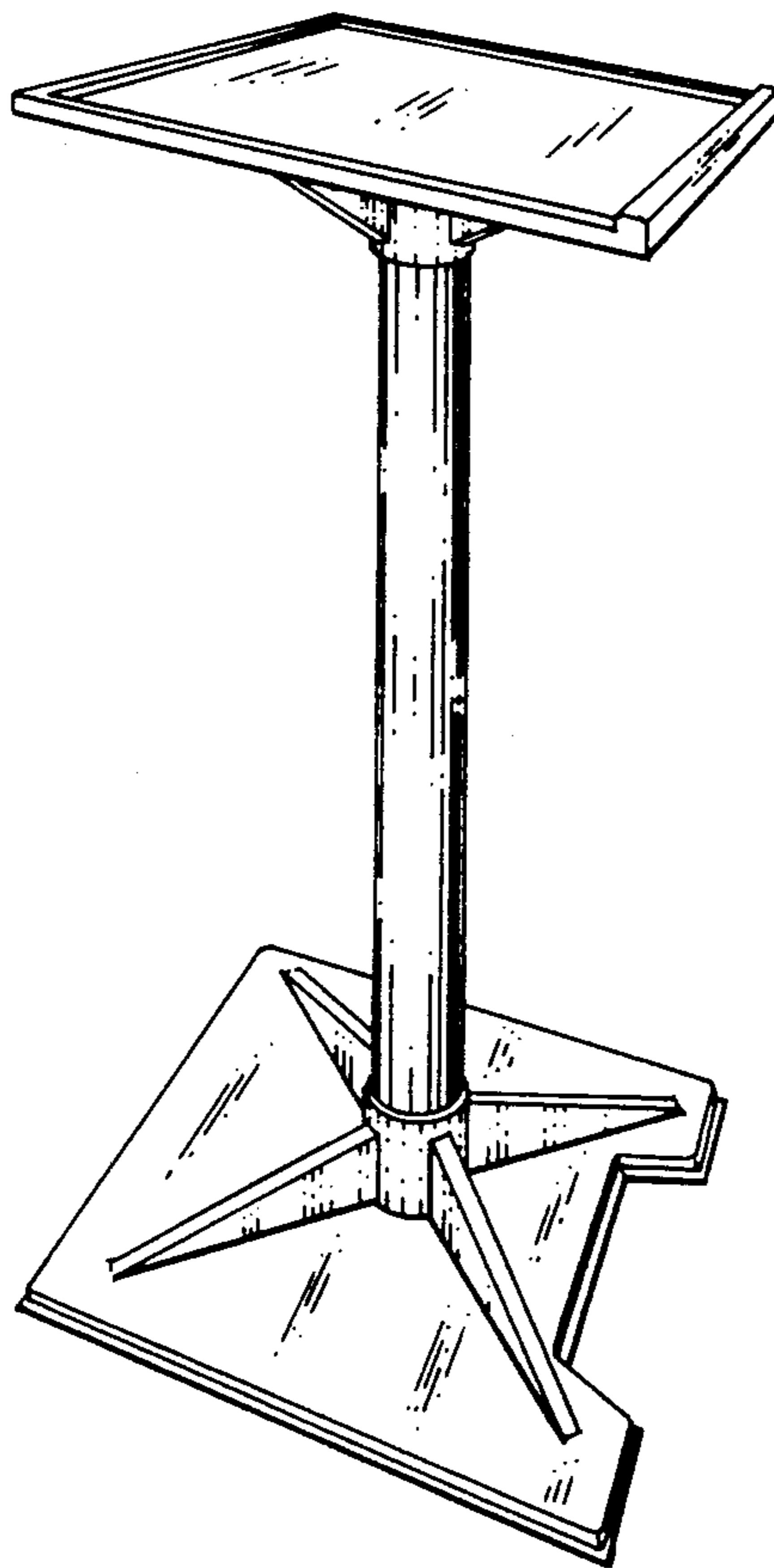


FIG. 1

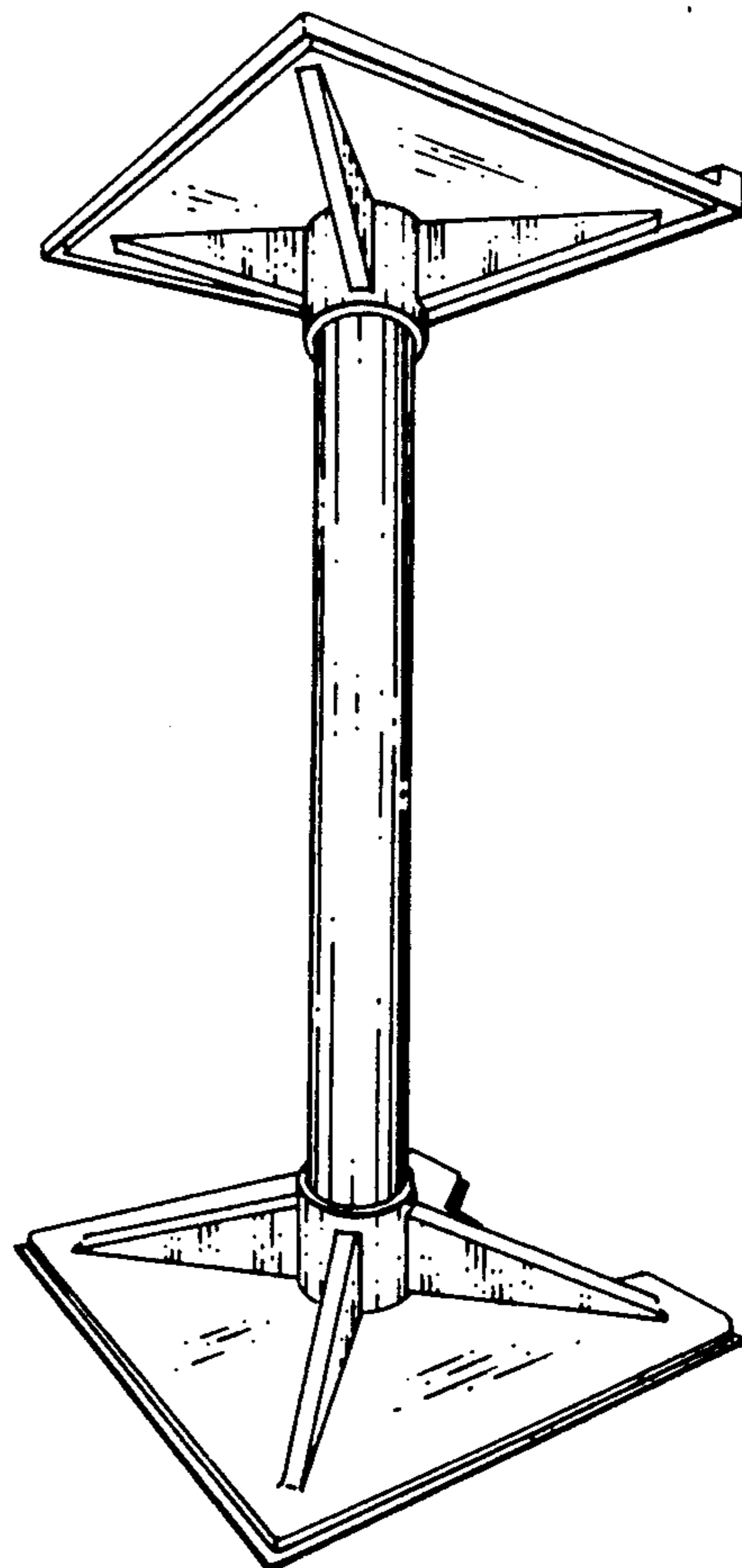
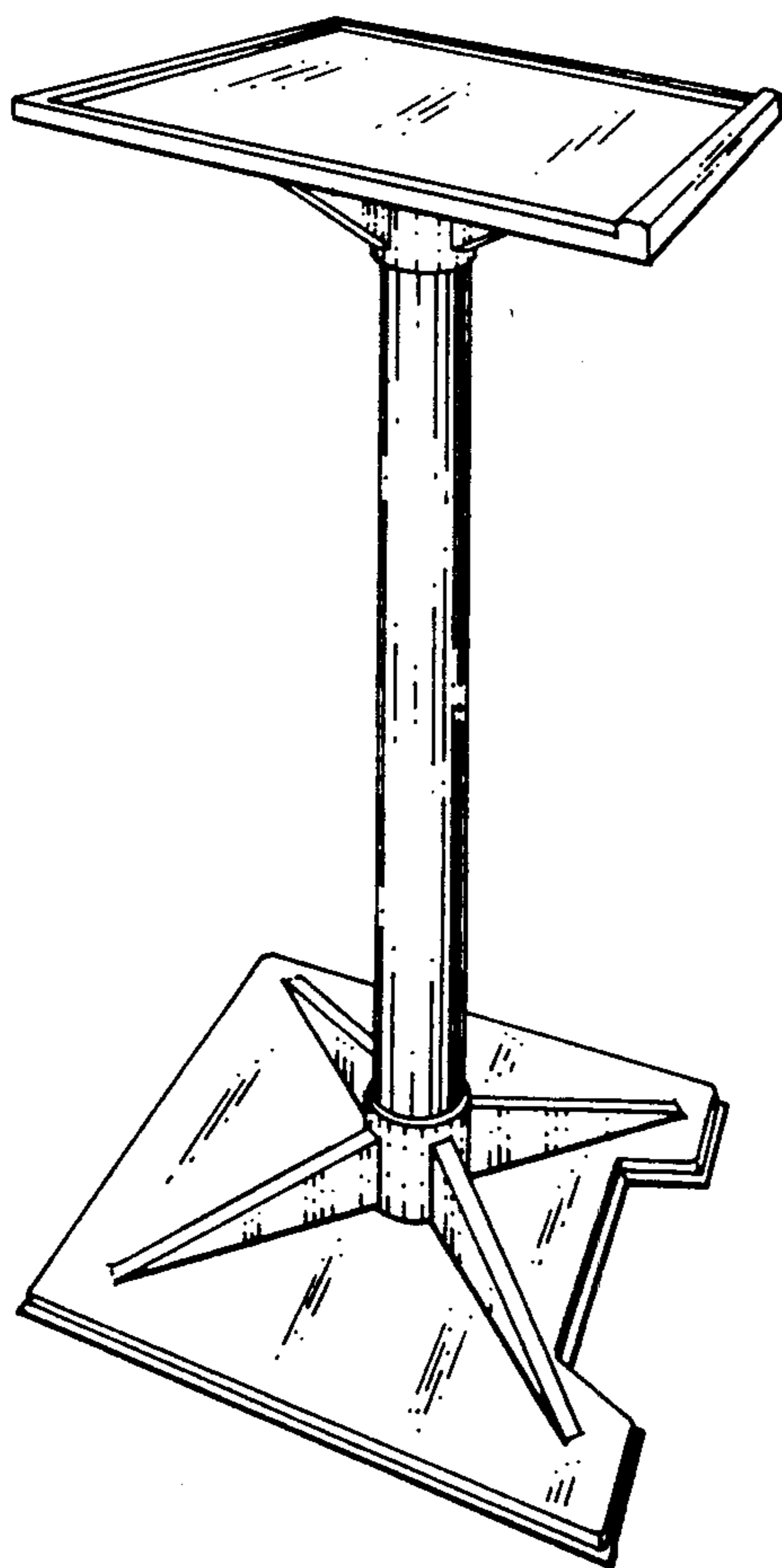


FIG. 2