

[54] COVERED STORAGE CONTAINER

[75] Inventor: Alwin J. Stahel, Brighton, Mich.

[73] Assignee: Ball Corporation, Muncie, Ind.

[**] Term: 14 Years

[21] Appl. No.: 655,945

[22] Filed: Feb. 6, 1976

[51] Int. Cl. D7-07

[52] U.S. Cl. D7/76; D7/16; D9/219

[58] Field of Search D7/16, 17, 18, 19, 21, D7/76, 79, 131, 40; D9/219, 220, 237-240, 222, 192, 267, 254, 281; 229/2.5; 206/518; 220/306, 355

[56] References Cited

U.S. PATENT DOCUMENTS

D. 229,395	11/1973	Chang	D9/219
D. 241,703	10/1976	Ashton	D7/76
2,752,970	7/1956	Tupper	D7/16 X
2,752,972	7/1956	Tupper	150/0.5
3,739,939	6/1973	Koenig	206/518

OTHER PUBLICATIONS

Tupperware Catalog p. 19, items #51 and #47, back row of containers.

Primary Examiner—Winifred E. Herrmann
Attorney, Agent, or Firm—John W. Malley

[57] CLAIM

The ornamental design for a covered storage container, as shown and described.

DESCRIPTION

FIG. 1 is an exploded elevation view of the covered storage container of my new design, centered upon a corner between two sides of the covered storage container;

FIG. 2 is a top plan view of the covered storage container;

FIG. 3 is a side elevation view of the covered storage container, with a portion broken away and sectioned;

FIG. 4 is a bottom plan view of the cover;

FIG. 5 is a top plan view of the covered storage container with the cover removed; and

FIG. 6 is a bottom plan view of the covered storage container.

The design is characterized by the container walls being provided with chamfered corner edges which are of greater width adjacent the bottom thereof than adjacent the top.




Fig. 1

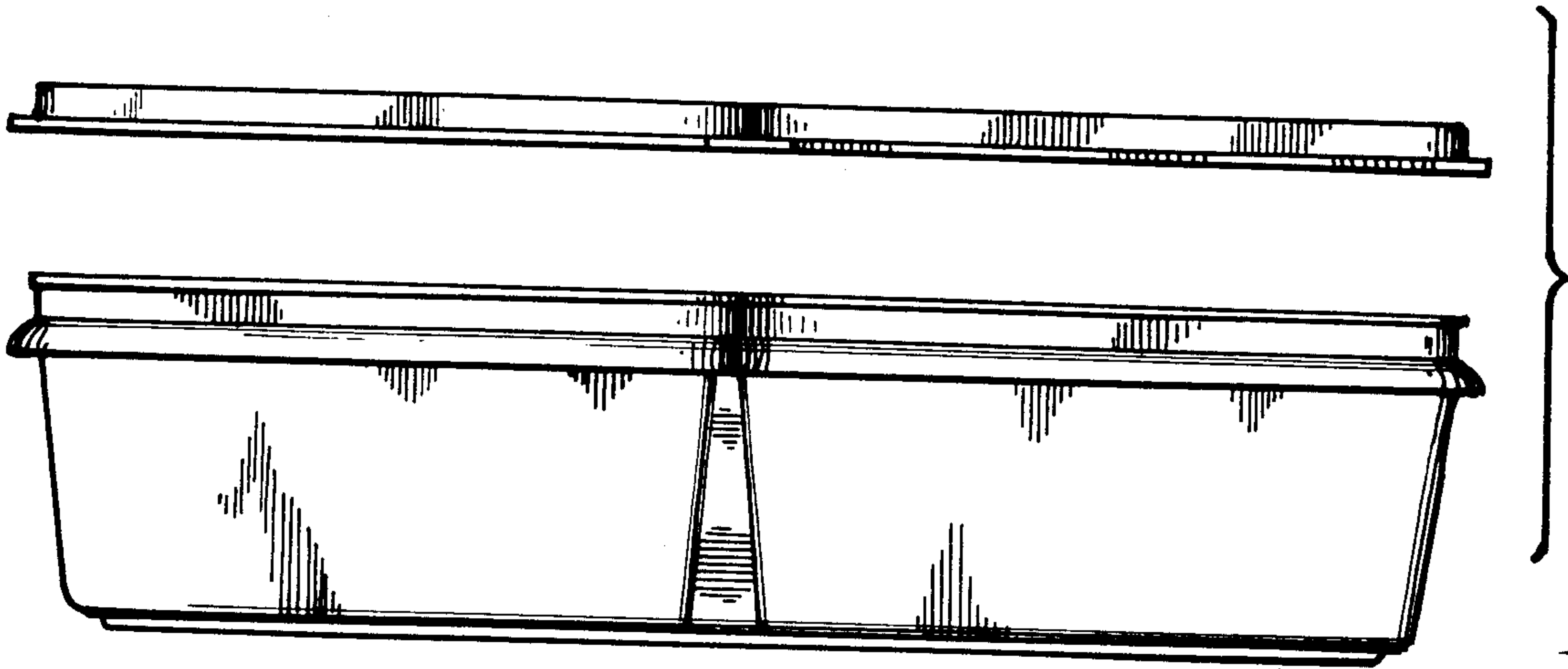


Fig. 2

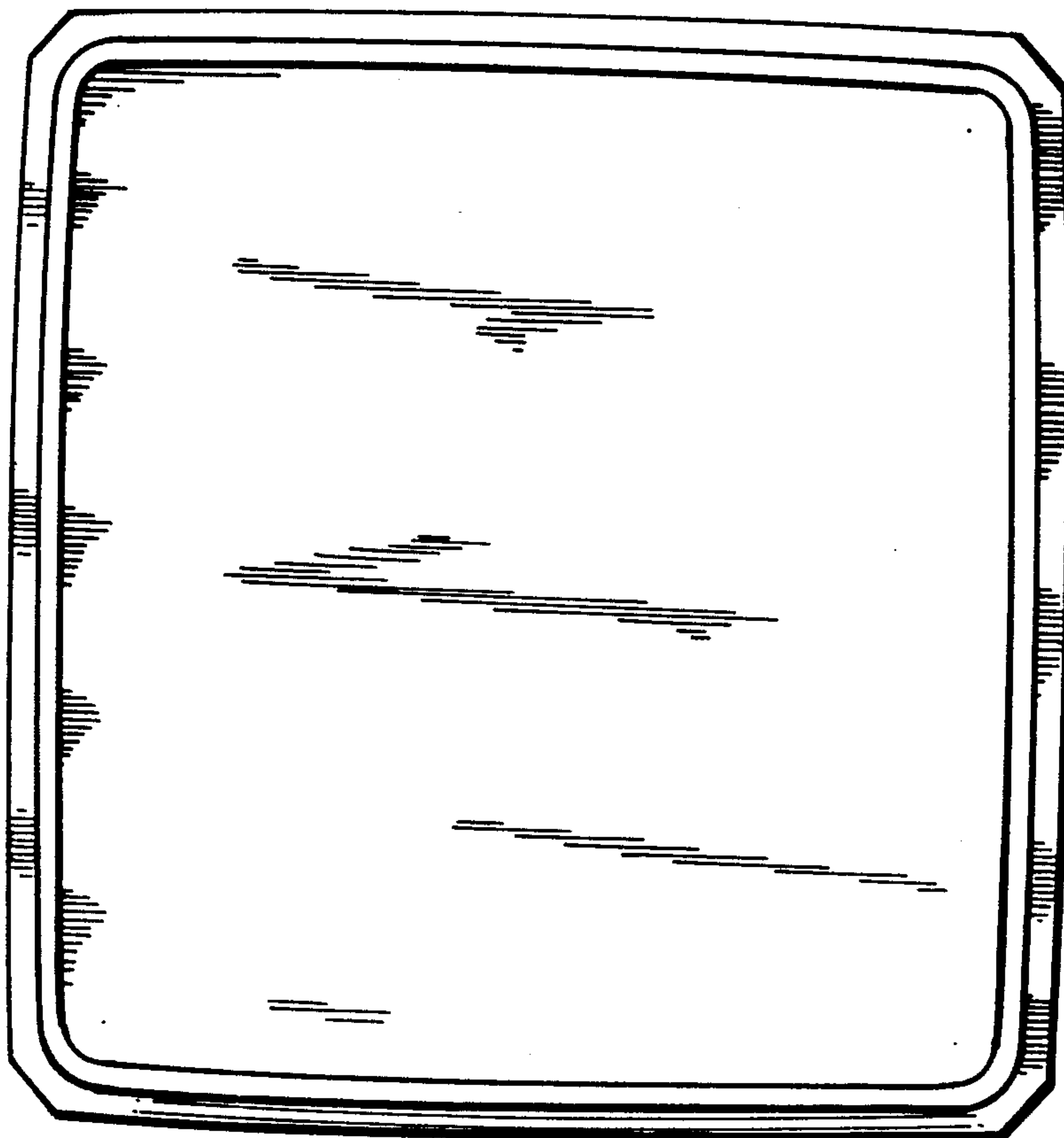


Fig. 3

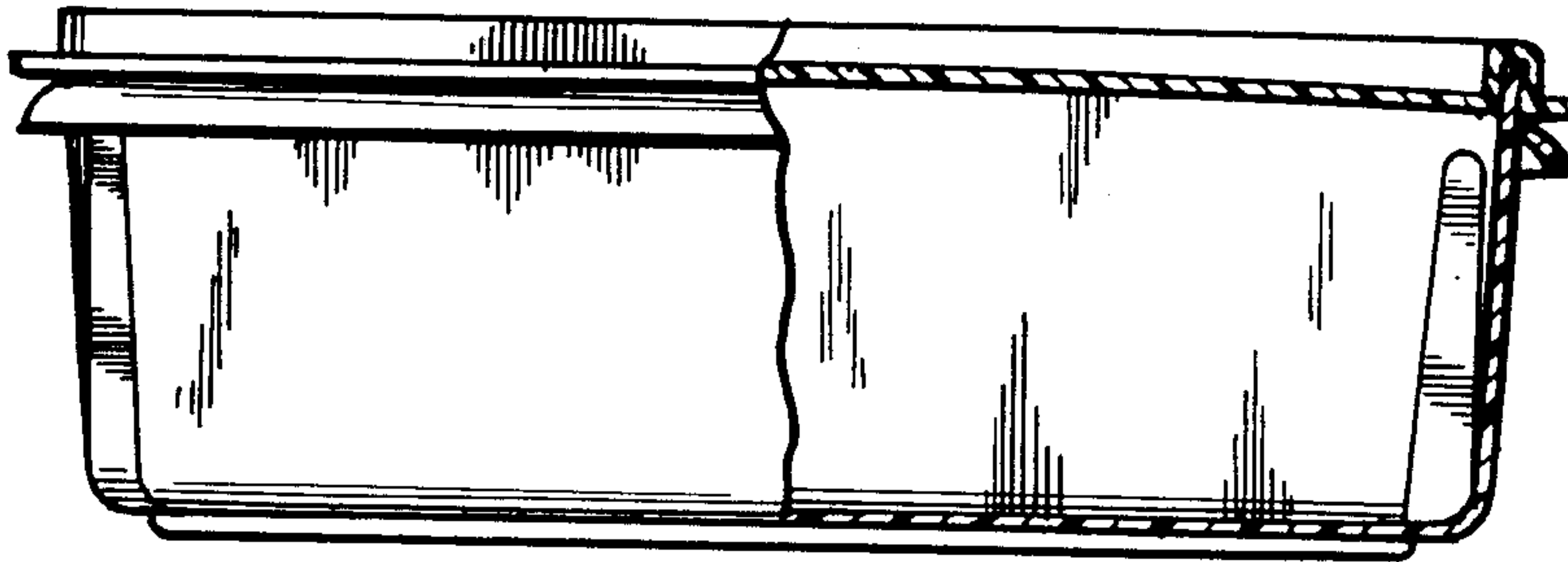


Fig. 4

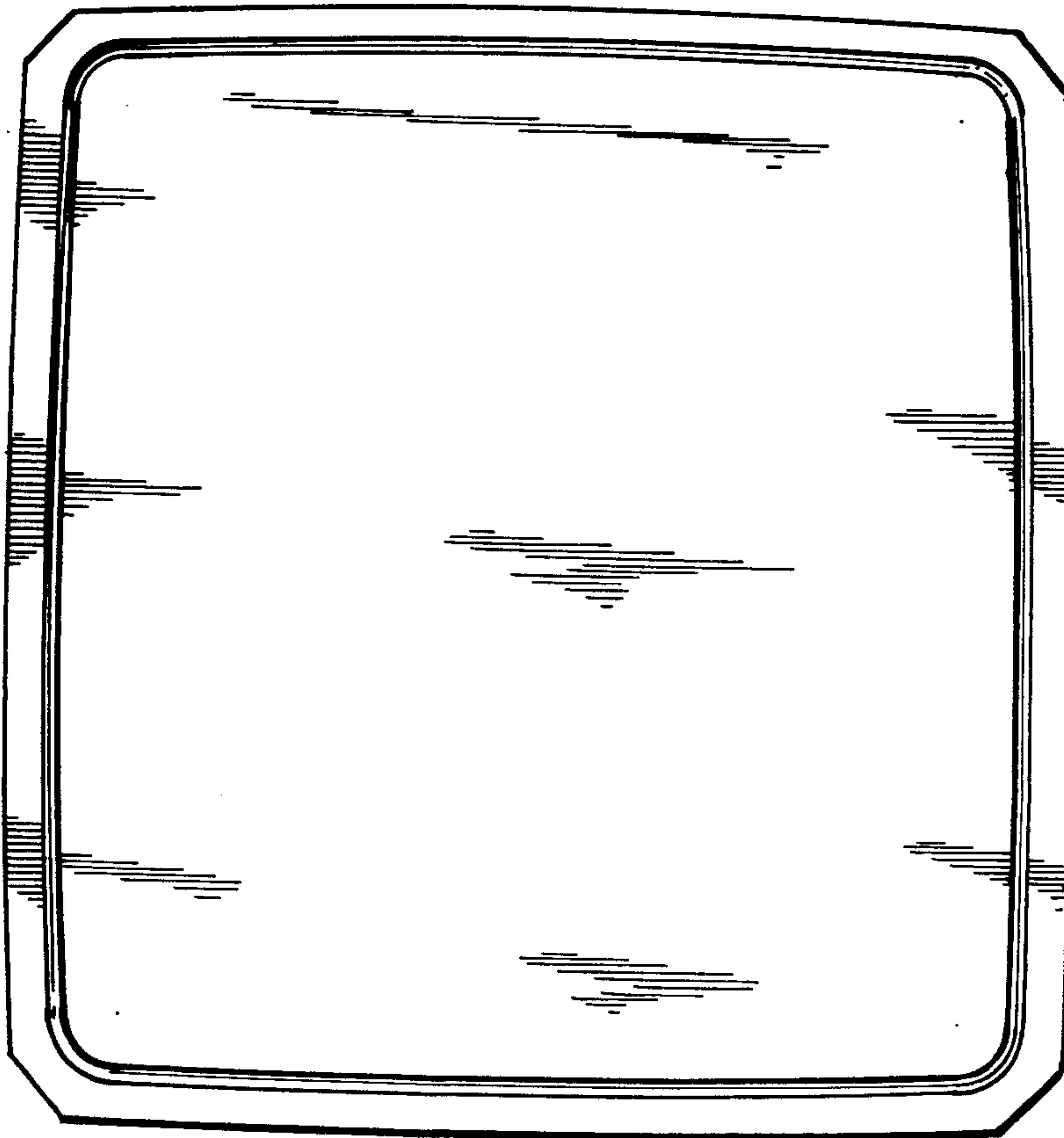


Fig. 5




Fig. 6

