

[54] PHOTOFLASH LAMP UNIT

[75] Inventors: Donald R. Schindler, Burton; Thomas F. Soules, Cleveland Heights, both of Ohio

[73] Assignee: General Electric Company, Schenectady, N.Y.

[**] Term: 14 Years

[21] Appl. No.: 800,461

[22] Filed: May 25, 1977

[51] Int. Cl. D16-05; D26-05

[52] U.S. Cl. D16/42; D48/16 A

[58] Field of Search D48/16 A, 33; D10/111; D25/72; 431/92, 93, 94, 95, 96, 97, 98; 362/3, 8, 9, 11, 16, 223, 307, 308, 311, 339; 350/97-106, 200, 201, 211, 212, 213, 199

[56]

References Cited

U.S. PATENT DOCUMENTS

D. 243,339	2/1977	England	D48/16 A X
1,390,258	9/1921	Geneste	350/211 UX
2,250,620	7/1941	Bone	350/97
3,951,582	4/1976	Holub et al.	431/95 A X
3,993,896	11/1976	Wacker	362/11

Primary Examiner—Wallace R. Burke
Assistant Examiner—Catherine Kemper
Attorney, Agent, or Firm—Norman C. Fulmer

[57]

CLAIM

The ornamental design for a photoflash lamp unit, as shown and described.

DESCRIPTION

FIG. 1 is a perspective view of a photoflash lamp unit showing our new design.

FIG. 2 is a partial sectional view taken at the line 2—2 in FIG. 1.

The broken line disclosure of the end connectors in FIG. 1 is for illustrative purposes only and forms no part of the claimed design. The side which is not shown is identical to the side which is shown. The rear of the device is substantially planar and unornamented.

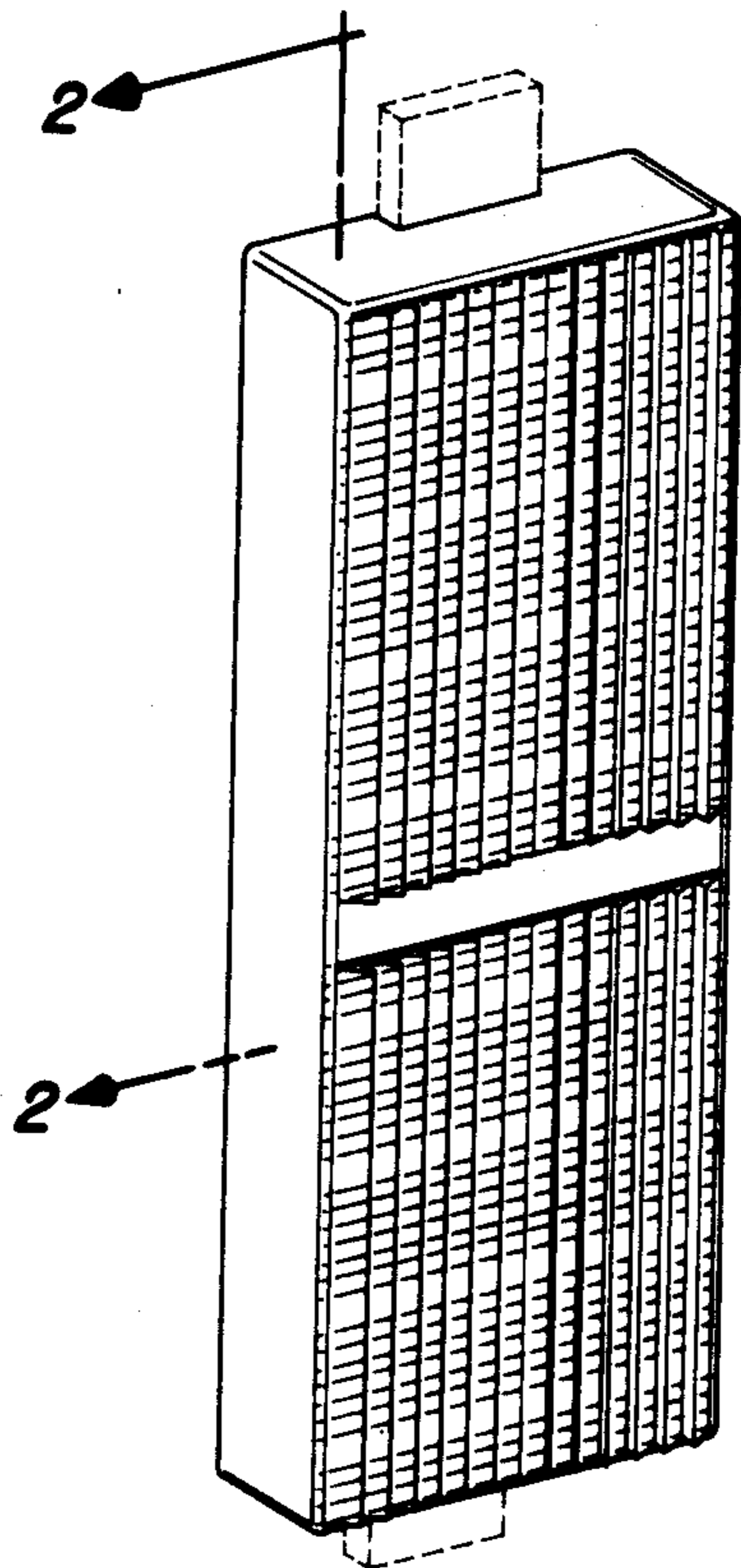


Fig. 1

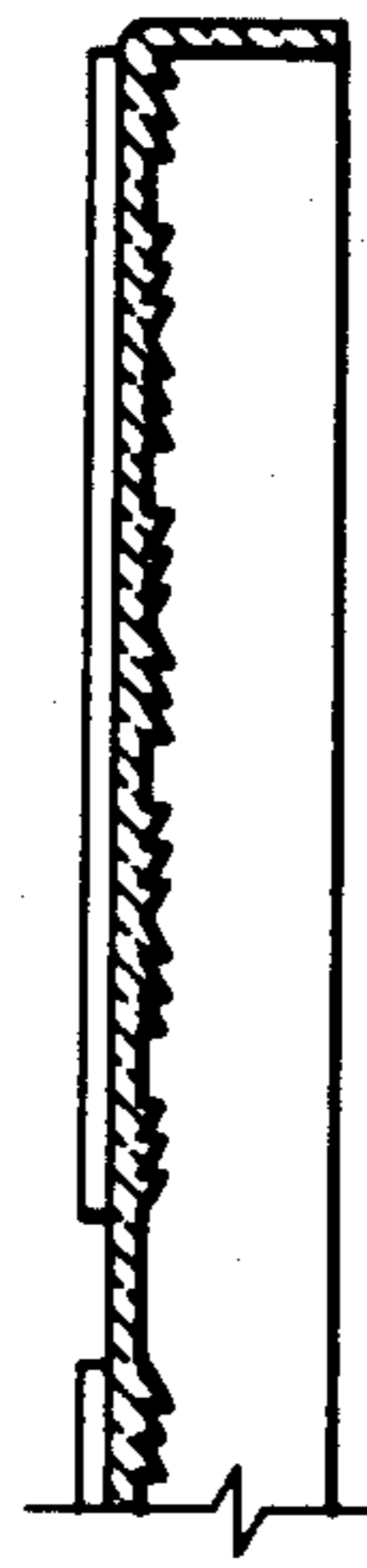
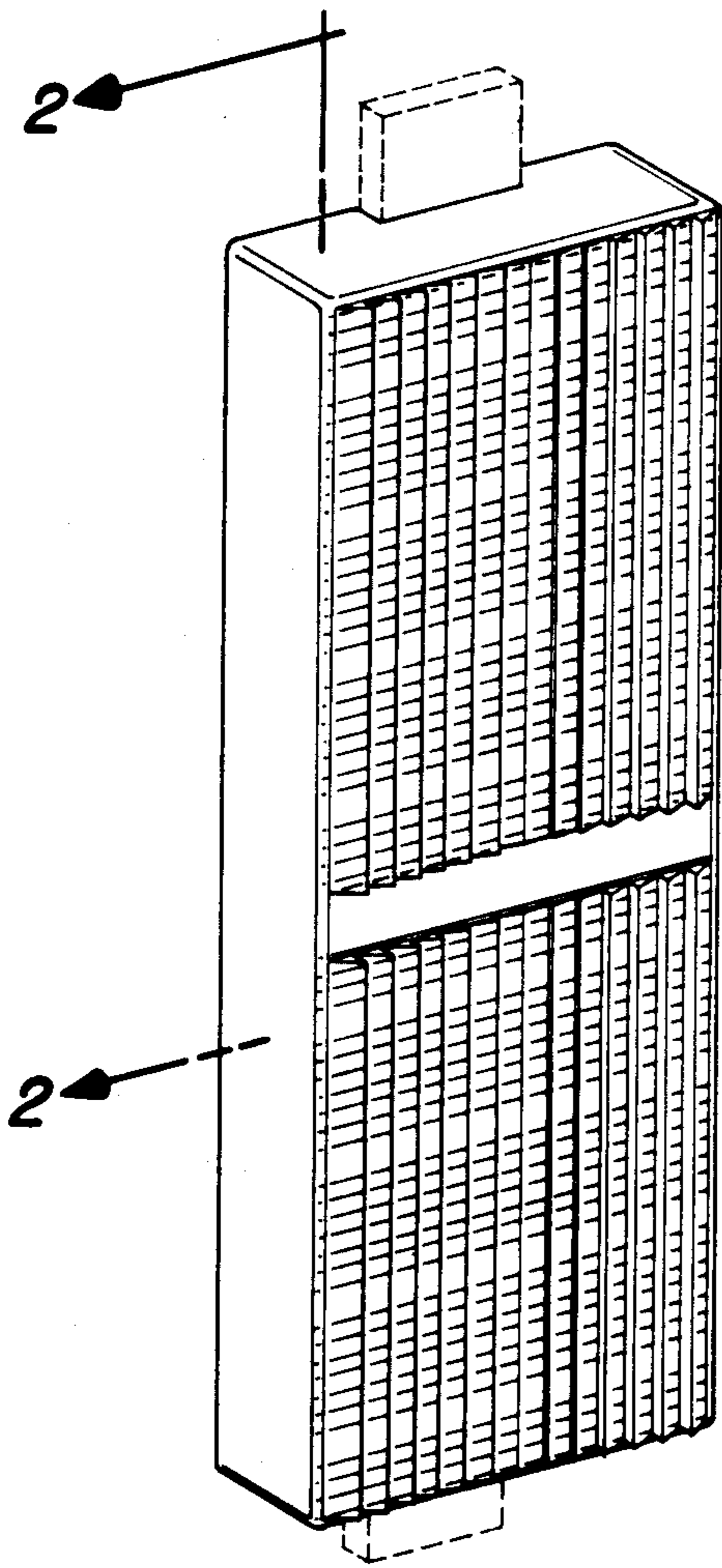


Fig. 2