

[54] GAME CABINET

[75] Inventor: Kenneth W. Sauter, San Jose, Calif.

[73] Assignee: Atari, Inc., Sunnyvale, Calif.

[\*\*] Term: 14 Years

[21] Appl. No.: 769,238

[22] Filed: Feb. 16, 1977

[51] Int. Cl. .... D21-03

[52] U.S. Cl. .... D34/5 L; D19/63

[58] Field of Search .... D34/5 L, 5 J; D19/63; 35/11; 273/1 E, DIG. 28, DIG. 85 G

[56] References Cited

U.S. PATENT DOCUMENTS

D. 242,560 11/1976 Wayne ..... D19/63  
4,059,266 11/1977 Nakamura ..... 273/1 E

OTHER PUBLICATIONS

Vending Times, May 1975, p. 48, upper right game cabinet in lower illustration.

Vending Times, Jul. 1976, p. 58, "Ramtek" Game cabinet.

Primary Examiner—Melvin B. Feifer

Attorney, Agent, or Firm—Stephen S. Townsend

[57] CLAIM

The ornamental design for a game cabinet, as shown and described.

DESCRIPTION

FIG. 1 is a perspective view of a game cabinet employing my new design.


FIG. 2 is a top plan view of the game cabinet shown in FIG. 1.


FIG. 3 is a front elevational view of the game cabinet shown in FIG. 1.

FIG. 4 is a right side elevational view of the game cabinet shown in FIG. 1.


FIG. 5 is a rear elevational view of the game cabinet shown in FIG. 1.

The bottom of the game cabinet is a generally planar surface and the left side is a mirror image of the right side.






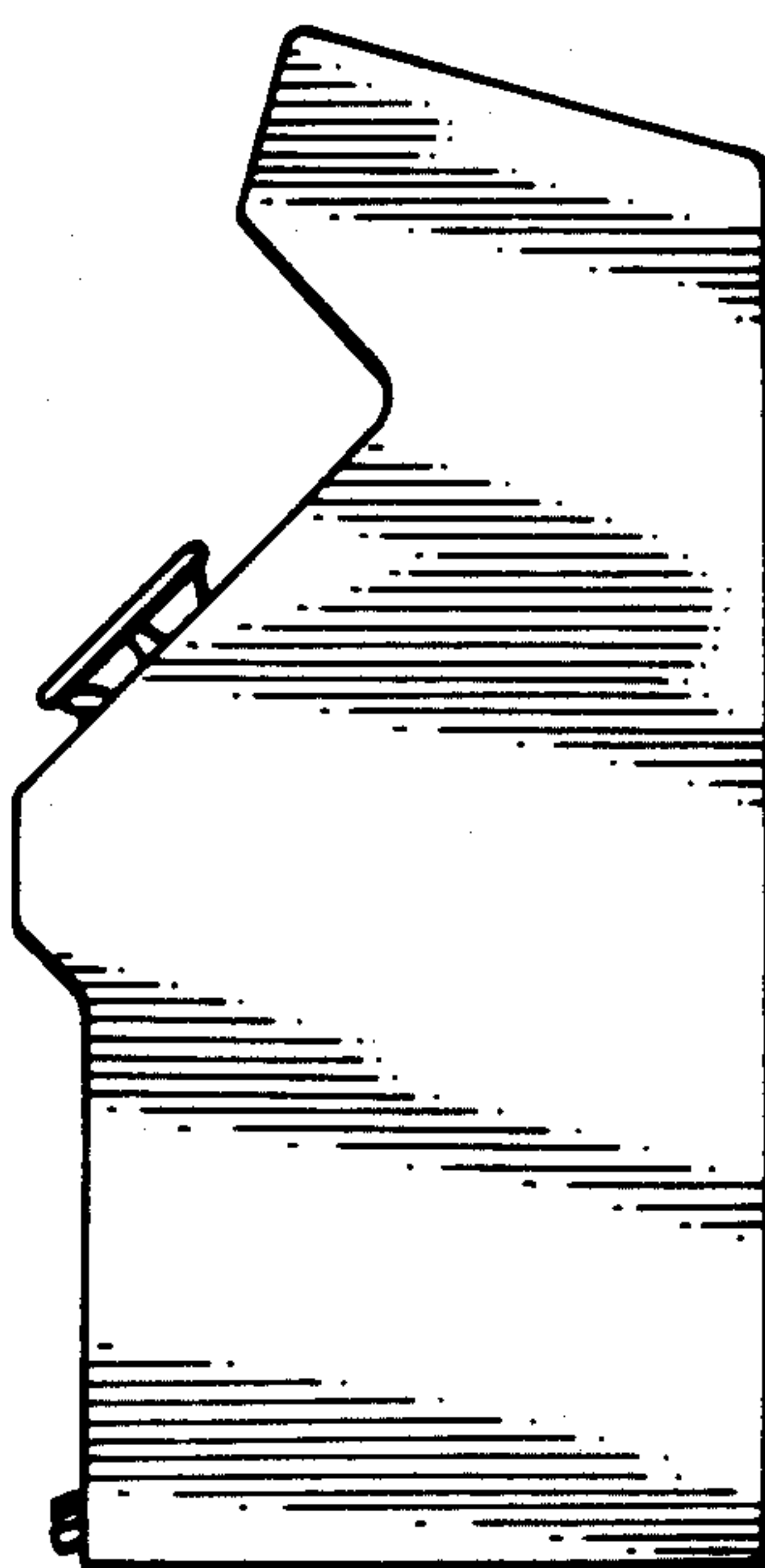
*FIG. 1*



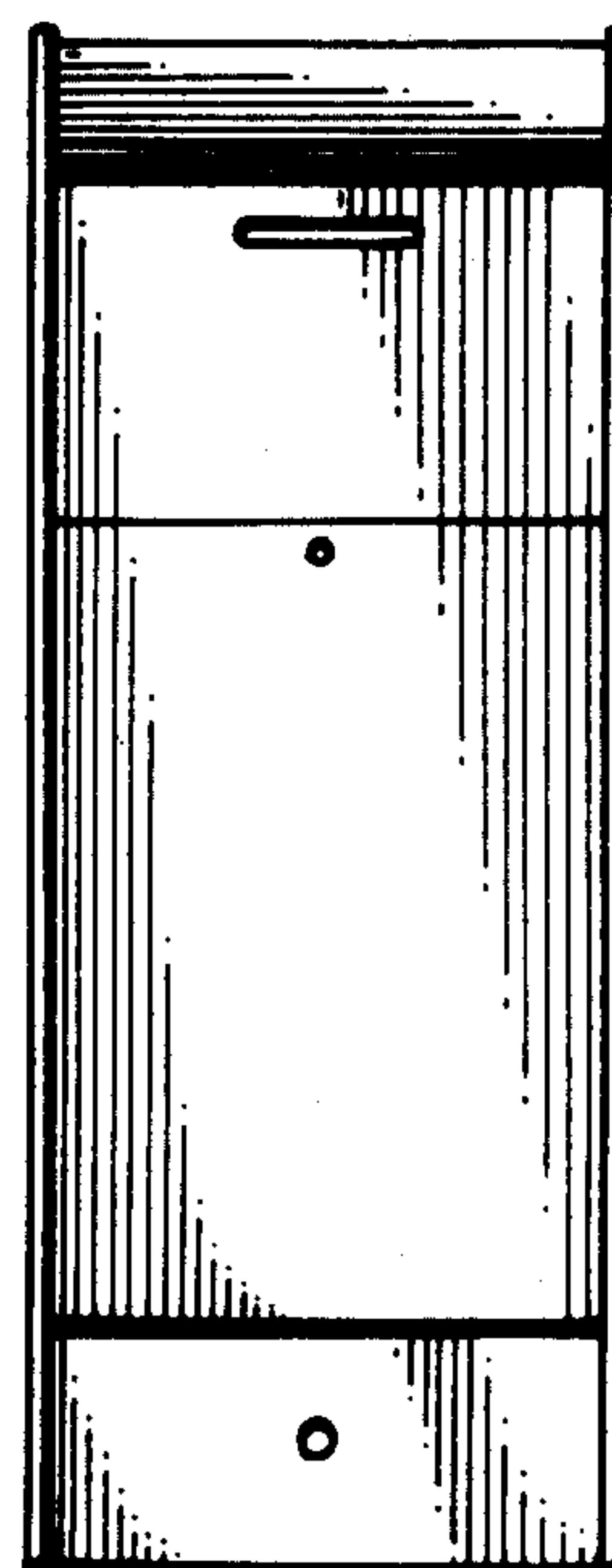
*FIG. 2*



*FIG. 3*



*FIG. 4*



*FIG. 5*