

[54] **POWER SCYTHER**

[75] **Inventor:** Michiyasu Kuwano, Fuchu, Japan

[73] **Assignee:** Kioritz Corporation, Mitaka, Japan

[\*\*] **Term:** 14 Years

[21] **Appl. No.:** 823,866

[22] **Filed:** Aug. 11, 1977

[30] **Foreign Application Priority Data**

Jun. 1, 1977 [JP] Japan ..... 52-21174

[51] **Int. Cl.** ..... D8-03

[52] **U.S. Cl.** ..... D8/8

[58] **Field of Search** ..... D8/8; 30/276, 347;  
56/12.7, 295

[56] **References Cited**

**U.S. PATENT DOCUMENTS**

D. 194,430	1/1963	Lamb .....	D8/8
3,977,078	8/1976	Pittinger, Jr. ....	30/276
4,006,528	2/1977	Katsuya .....	30/276
4,047,299	9/1977	Bair .....	56/295 X

*Primary Examiner*—Bernard Ansher  
*Attorney, Agent, or Firm*—Eric H. Waters

[57] **CLAIM**

The ornamental design for a power scythe, as shown.

**DESCRIPTION**

FIG. 1 is a top plan view of a power scythe showing my new design,

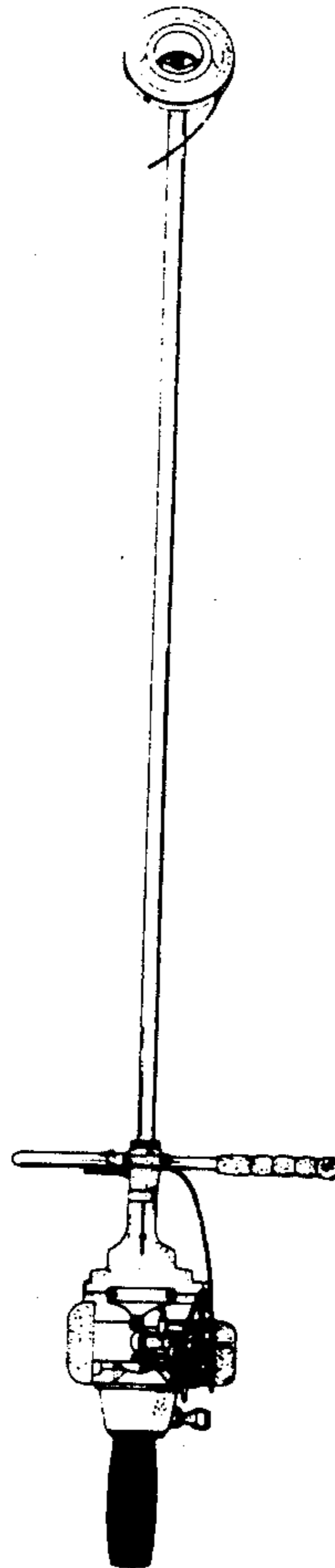
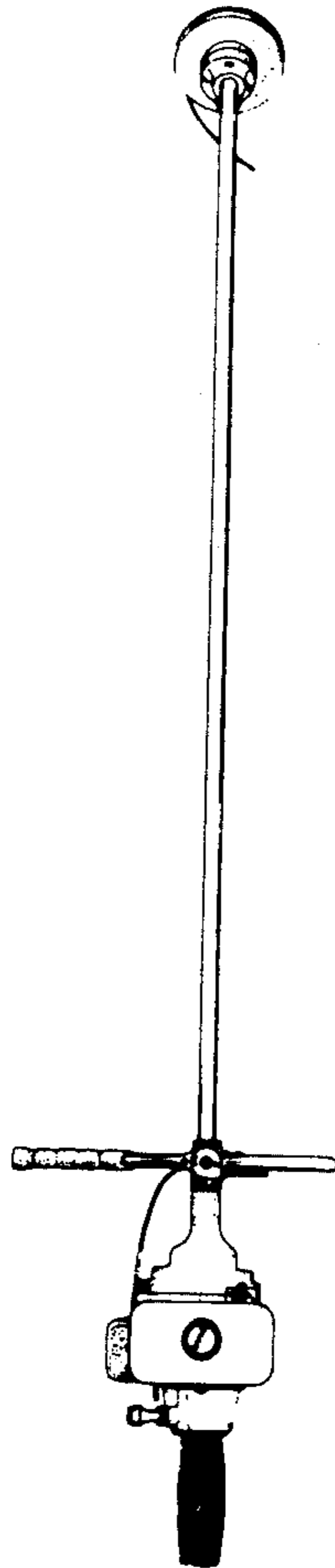
FIG. 2 is a left side elevational view,

FIG. 3 is a right side elevational view,

FIG. 4 is a bottom plan view,

FIG. 5 is a front elevational view, and

FIG. 6 is a rear elevational view thereof.



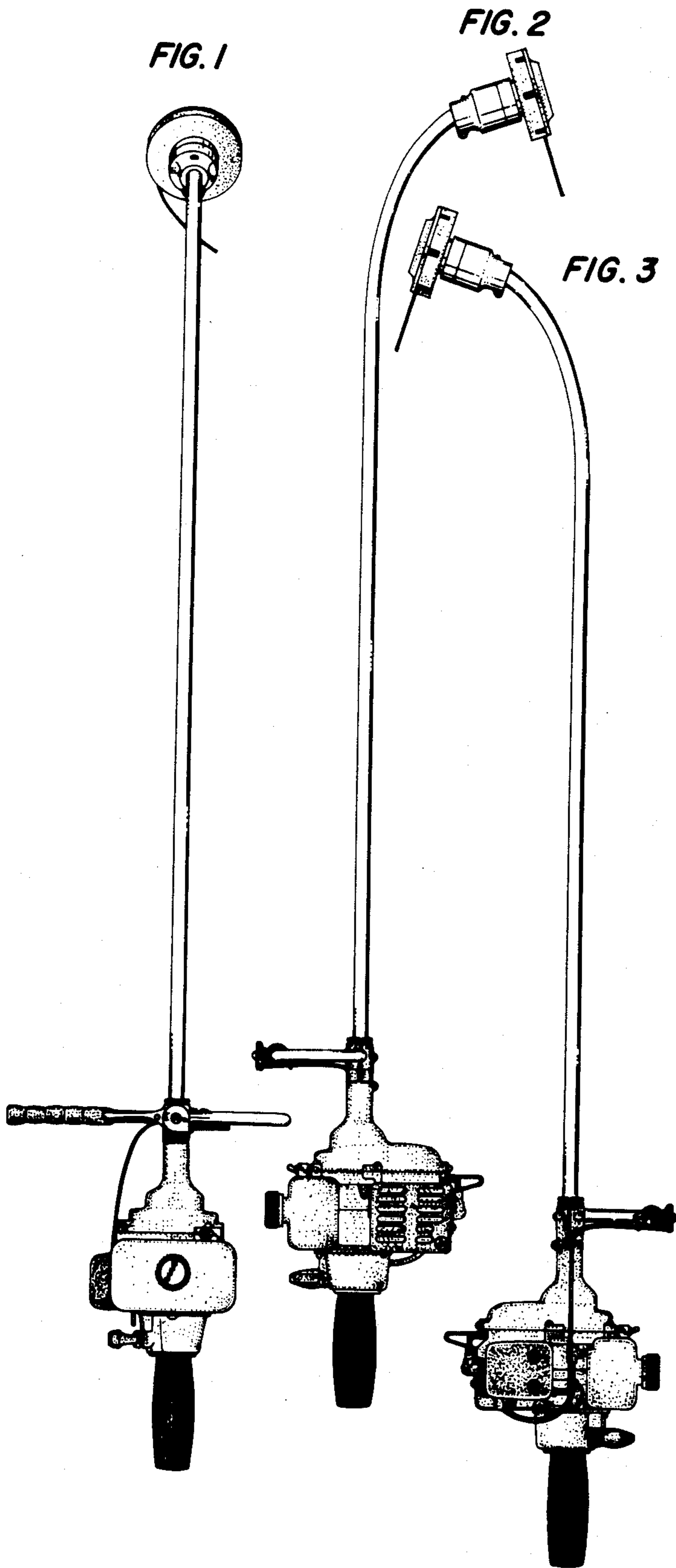


FIG. 5

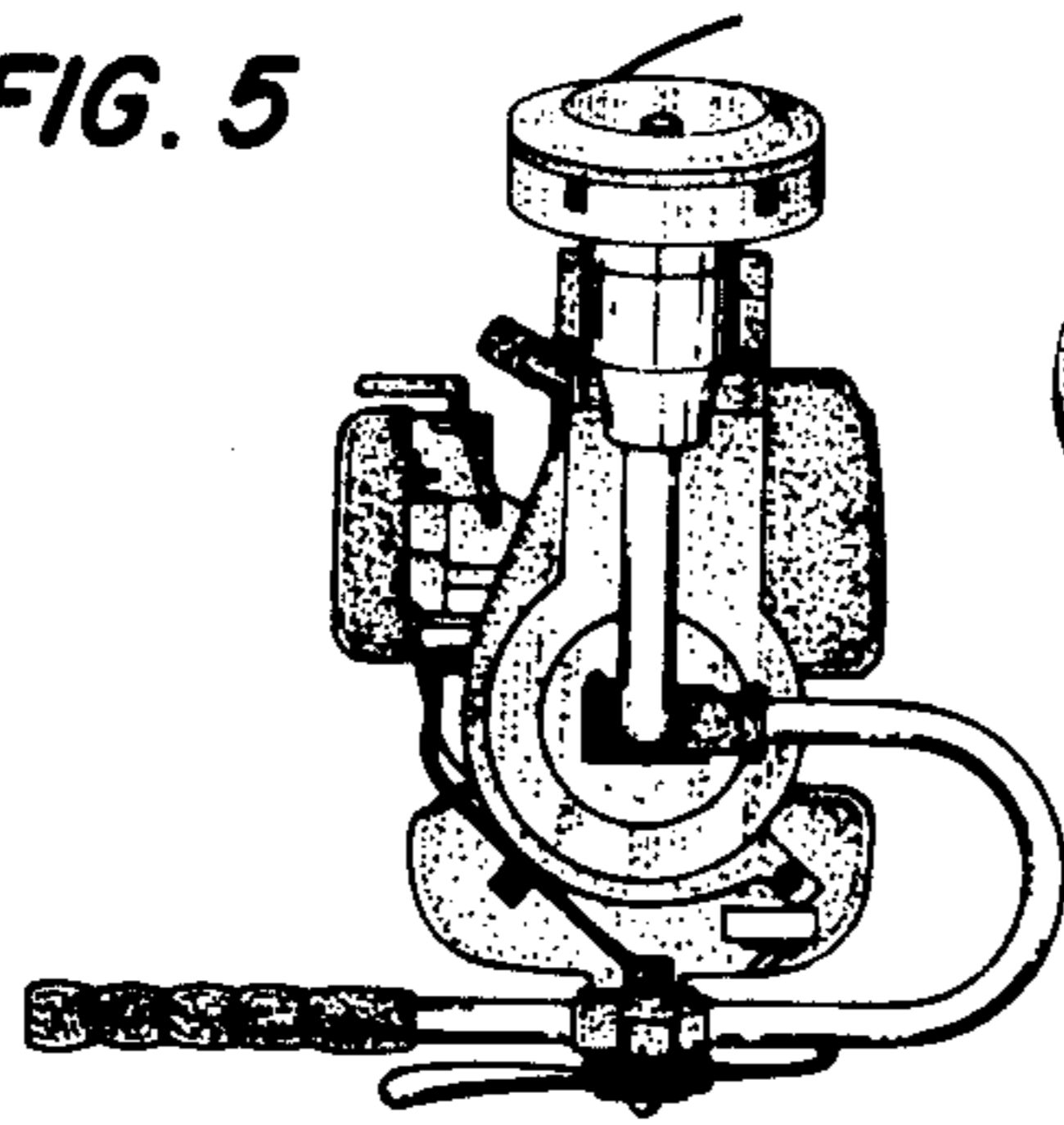


FIG. 4



FIG. 6

