

[54] **PLAYGROUND UNIT**

[75] Inventors: **Berthold B. Dieter; Charles L. Gibson**, both of Terre Haute, Ind.

[73] Assignee: **Creative Playgrounds Corporation**, Terre Haute, Ind.

[**] Term: **14 Years**

[21] Appl. No.: **792,674**

[22] Filed: **May 2, 1977**

[51] Int. Cl. **D21-03**

[52] U.S. Cl. **D34/5 L; D34/5 H; D25/43; D25/50**

[58] Field of Search **D34/5 H, 5 L, 5 E, 5 M; D25/38, 43, 44, 50; 272/113, 109, 110, 111**

[56] **References Cited**

U.S. PATENT DOCUMENTS

300,115 6/1884 Obert **D25/38**
1,752,110 3/1930 Remy **D34/5 L**

OTHER PUBLICATIONS

House & Garden, Aug. 1953, p. 98, upper left, Valiant Fence Co., Advt., "Squire Fence".

Popular Mechanics, May 1953, p. 149, lower right, Fence.

Game Time Wooden Play Units, p. 2, item No. 5206, Wood Climber.

Primary Examiner—Melvin B. Feifer

Attorney, Agent, or Firm—Thomas P. Jenkins

[57] **CLAIM**

The ornamental design for playground unit, as shown and described.

DESCRIPTION

FIG. 1 is a front elevation view of playground unit showing our new design;

FIG. 2 is an elevation view of the right side of the unit of FIG. 1;

FIG. 3 is an elevation view of the left side of the unit of FIG. 1;

FIG. 4 is a rear elevation view of the unit of FIG. 1;

FIG. 5 is a top plan view of the unit of FIG. 1; -

FIG. 6 is a front elevation view of an alternate embodiment of playground unit showing our new design;

FIG. 7 is an elevation view of the right side of the unit of FIG. 6;

FIG. 8 is an elevation view of the left side of the unit of FIG. 6;

FIG. 9 is a rear elevation view of the unit of FIG. 6; and

FIG. 10 is a top plan view of the unit of FIG. 6.






Fig. 3




Fig. 1



Fig. 2




Fig. 4



Fig. 5



Fig. 8

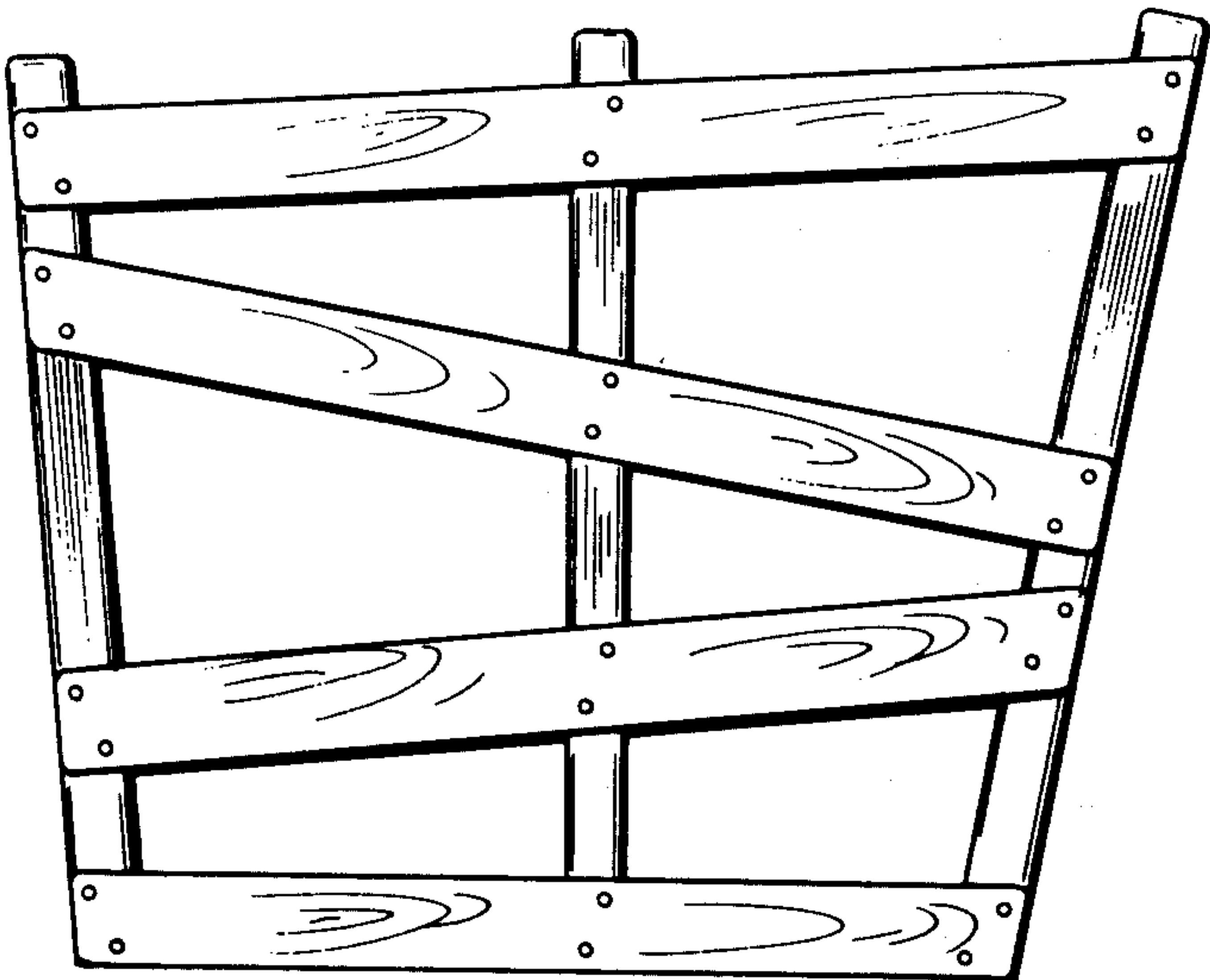


Fig. 6



Fig. 7




Fig. 9



Fig. 10