

[54] AUTOMOBILE TAPE PLAYER

[75] Inventor: Junji Yasuoka, Tottori, Japan

[73] Assignee: Sanyo Electric Co., Ltd., Moriguch, Japan

[**] Term: 3½ Years

[21] Appl. No.: 719,898

[22] Filed: Sep. 2, 1976

[51] Int. Cl. D14-01

[52] U.S. Cl. D14/7

[58] Field of Search D14/7, 6; 312/7 R, 8; 360/93-95

[56] References Cited

U.S. PATENT DOCUMENTS

- D. 216,125 11/1969 Kawakami D14/7
- D. 232,032 7/1974 Seager D14/6

OTHER PUBLICATIONS

Merchandising, 6/76, p. 45, FT400 Stereo Cassette Tape Player, center right side of page.

Primary Examiner—James M. Gandy
Attorney, Agent, or Firm—Timothy L. Tilton

[57] CLAIM

The ornamental design for an automobile tape player, substantially as shown.

DESCRIPTION

FIG. 1 is a perspective view of an automobile tape player embodying my new design;
 FIG. 2 is a top plan view thereof on a reduced scale;
 FIG. 3 is a front elevational view thereof on a reduced scale;
 FIG. 4 is a rear elevational view thereof on a reduced scale;
 FIG. 5 is a right side elevational view thereof on a reduced scale;
 FIG. 6 is a left side elevational view thereof on a reduced scale; and
 FIG. 7 is a bottom plan view thereof on a reduced scale.

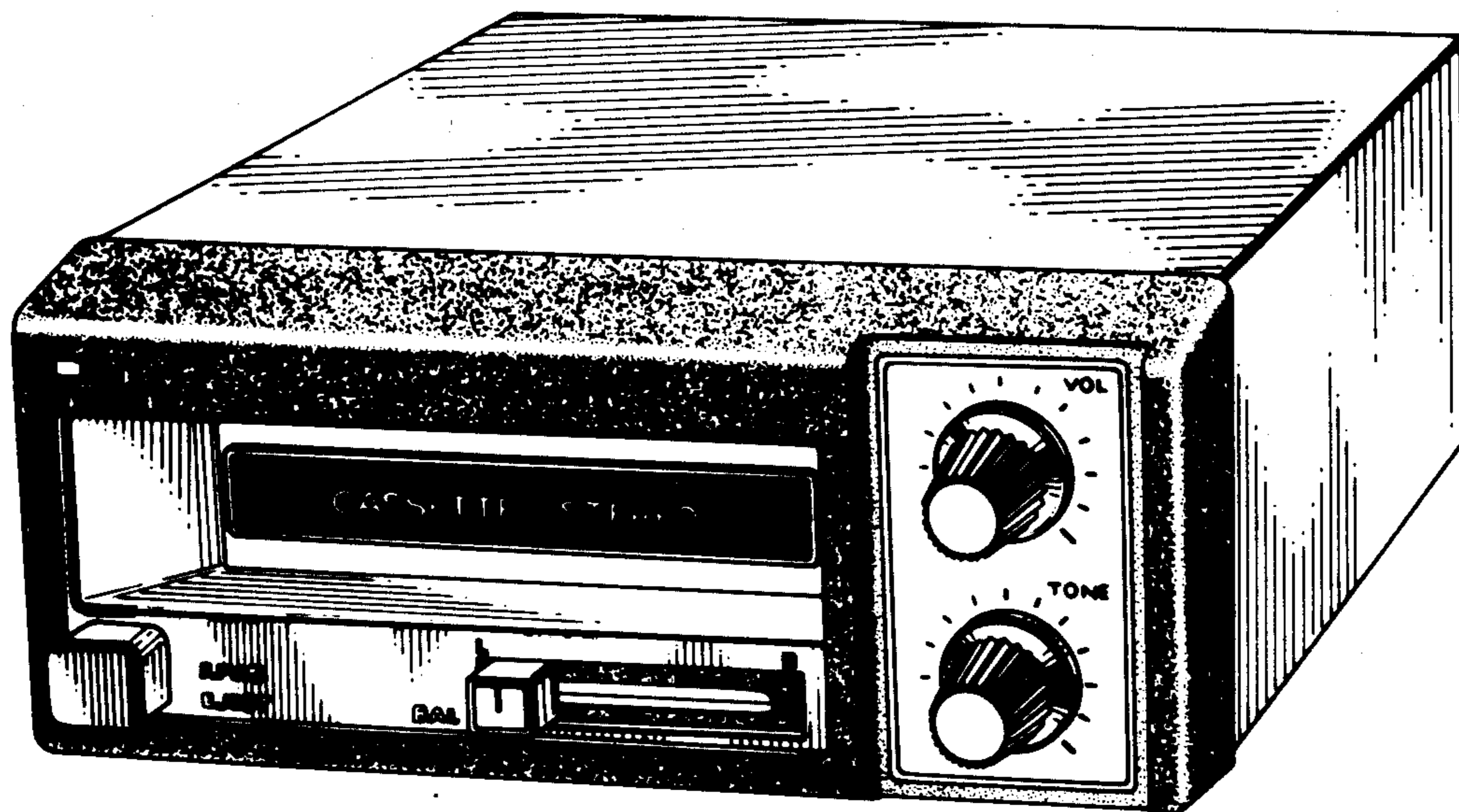


FIG. 1

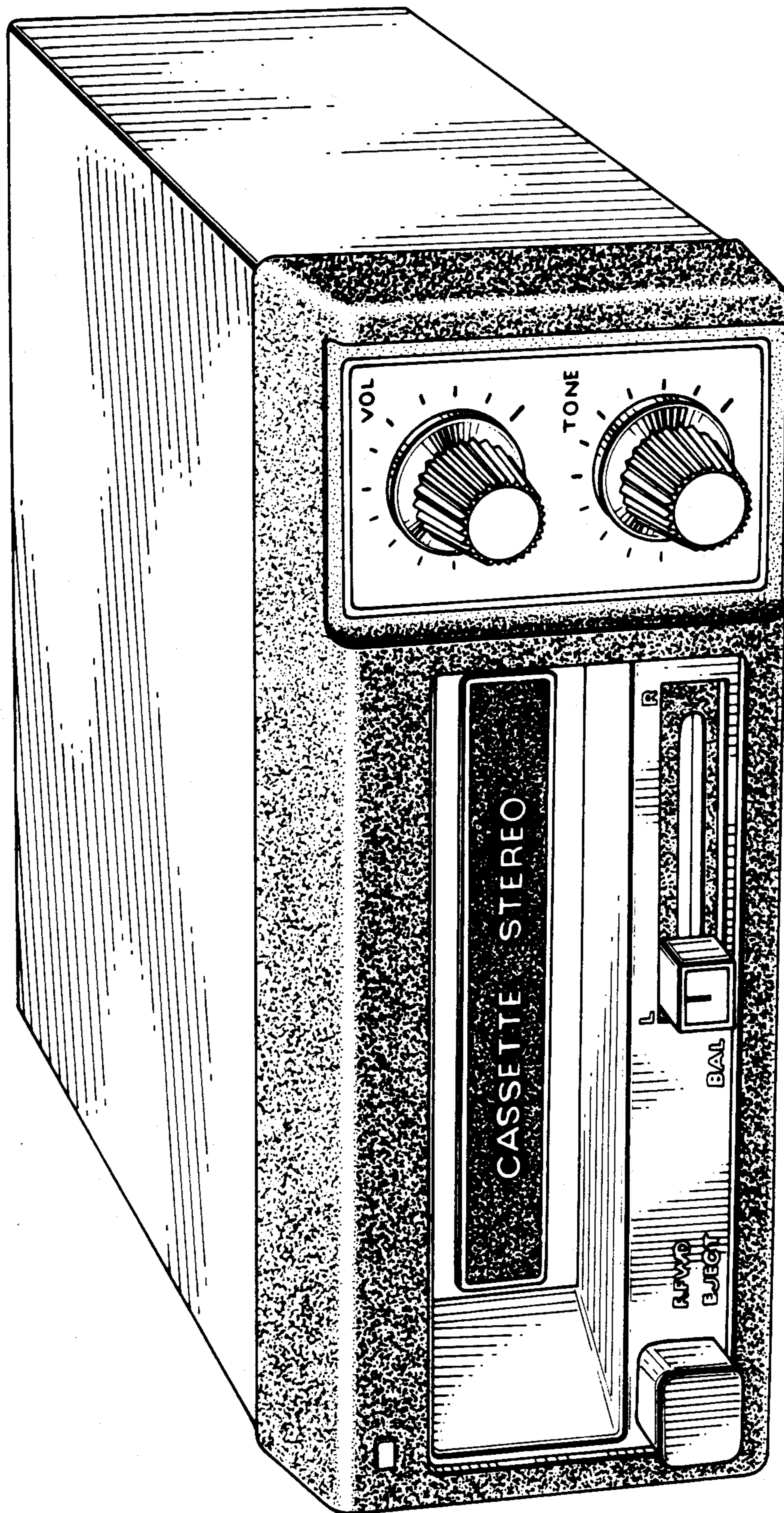


FIG. 2




FIG. 3



FIG. 4

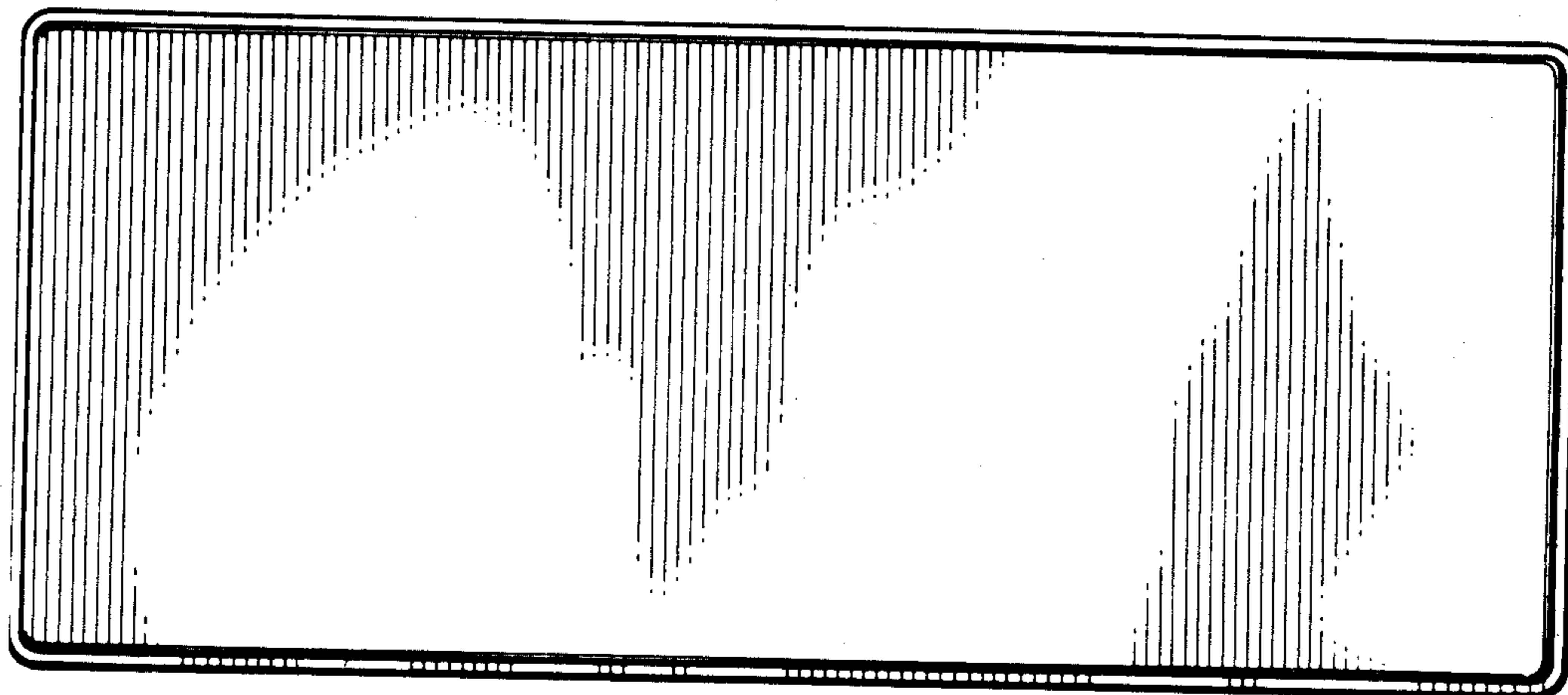


FIG. 5




FIG. 6




FIG. 7

