

[54] **REARVIEW MIRROR SUPPORT BRACKET**
 [75] **Inventors: Wayne VandenBrink; Philip D. Stegenga, both of West Olive, Mich.**
 [73] **Assignee: Donnelly Mirrors, Inc., Holland, Mich.**

3,482,811 12/1969 Zent 248/485
 3,501,122 3/1970 Barker 248/486
 3,596,079 7/1971 Clark et al. 248/486
 3,778,015 12/1973 Holzman D12/187
 3,831,896 8/1974 Owens 248/479

[**] **Term: 14 Years**
 [21] **Appl. No.: 797,605**
 [22] **Filed: May 16, 1977**

FOREIGN PATENT DOCUMENTS

497667 12/1938 United Kingdom 248/486

Primary Examiner—Wallace R. Burke
Assistant Examiner—James M. Gandy
Attorney, Agent, or Firm—Peter P. Price

[51] **Int. Cl. D12—16**
 [52] **U.S. Cl. D12/187**
 [58] **Field of Search D12/187; 248/475 R, 248/476, 478, 479, 481, 489, 484—487**

[57] **CLAIM**


The ornamental design for a rearview mirror support bracket, substantially as shown.

DESCRIPTION

FIG. 1 is a perspective view of a rearview mirror support bracket showing my new design;
 FIG. 2 is a top, plan view thereof;
 FIG. 3 is a bottom, plan view thereof;
 FIG. 4 is a side, elevational view thereof;
 FIG. 5 is a front, elevational view thereof; and
 FIG. 6 is a rear, elevational view thereof.

[56] **References Cited**
U.S. PATENT DOCUMENTS

2,134,016 10/1938 Zink 248/484
 3,168,277 2/1965 Stewart D12/187
 3,282,549 11/1966 Crawford 248/486
 3,322,388 5/1967 Budreck 248/486
 3,339,876 9/1967 Kampa 248/478
 3,415,481 12/1968 Greenfield 248/486



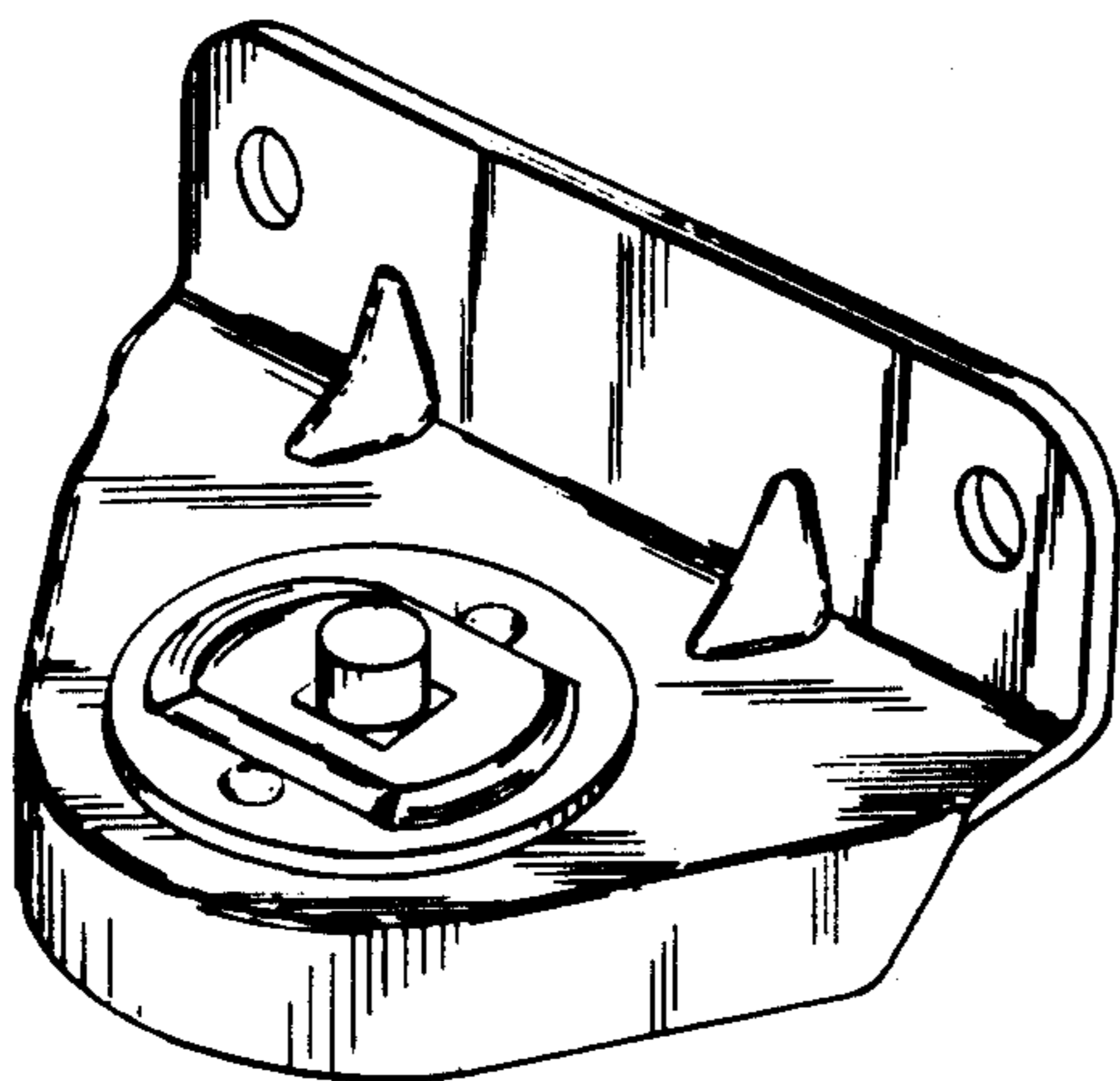


FIG. 1.

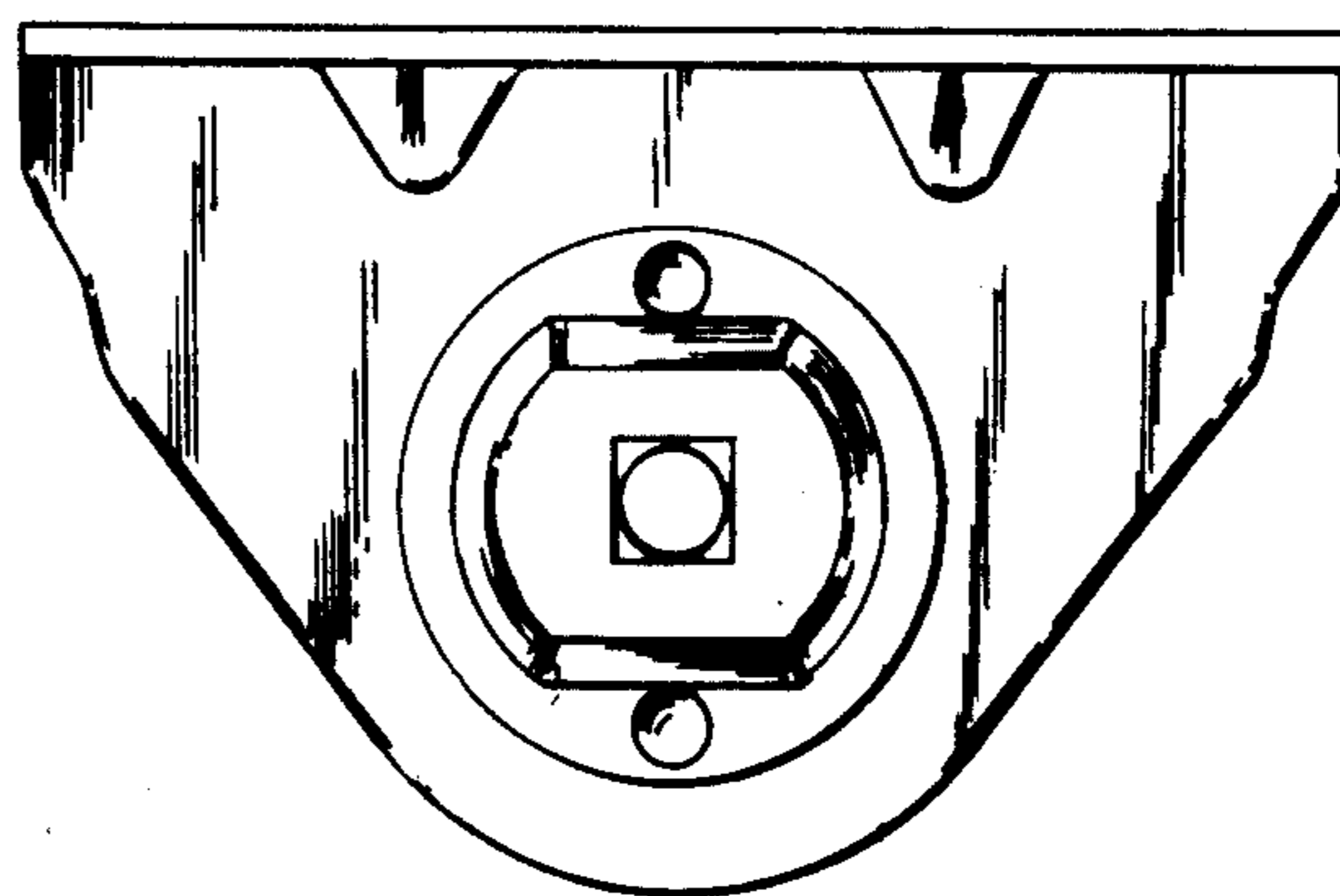


FIG. 2.




FIG. 3.




FIG. 4.




FIG. 5.




FIG. 6.