

[54] VEHICLE AIR CONDITIONER UNIT

[75] Inventors: Lowell M. Anderson, Bloomington; Ronald W. Seipp, Rosemount, both of Minn.; William A. Forsty, Export, Pa.; Rodney H. Volk, Eden Prairie, Minn.

[73] Assignee: Thermo King Corporation, Minneapolis, Minn.

[**] Term: 14 Years

[21] Appl. No.: 797,098

[22] Filed: May 16, 1977

[51] Int. Cl. D23-04
[52] U.S. Cl. D23/142
[58] Field of Search D23/83, 90, 111-119, D23/127-167; 62/239, 243, 244, 263, DIG. 16; 98/2.14

[56]

References Cited

U.S. PATENT DOCUMENTS

D. 209,581	12/1967	Noyes et al.	D23/142
D. 213,559	3/1969	Baugh et al.	D23/142
3,417,576	12/1968	Stucky	62/244
3,834,680	9/1974	Yost et al.	62/DIG. 16 X
3,848,428	11/1974	Rieter, Jr.	62/239 X
3,983,715	10/1976	Hair, Jr. et al.	62/239 X

Primary Examiner—James R. Largen
Attorney, Agent, or Firm—C. F. Renz

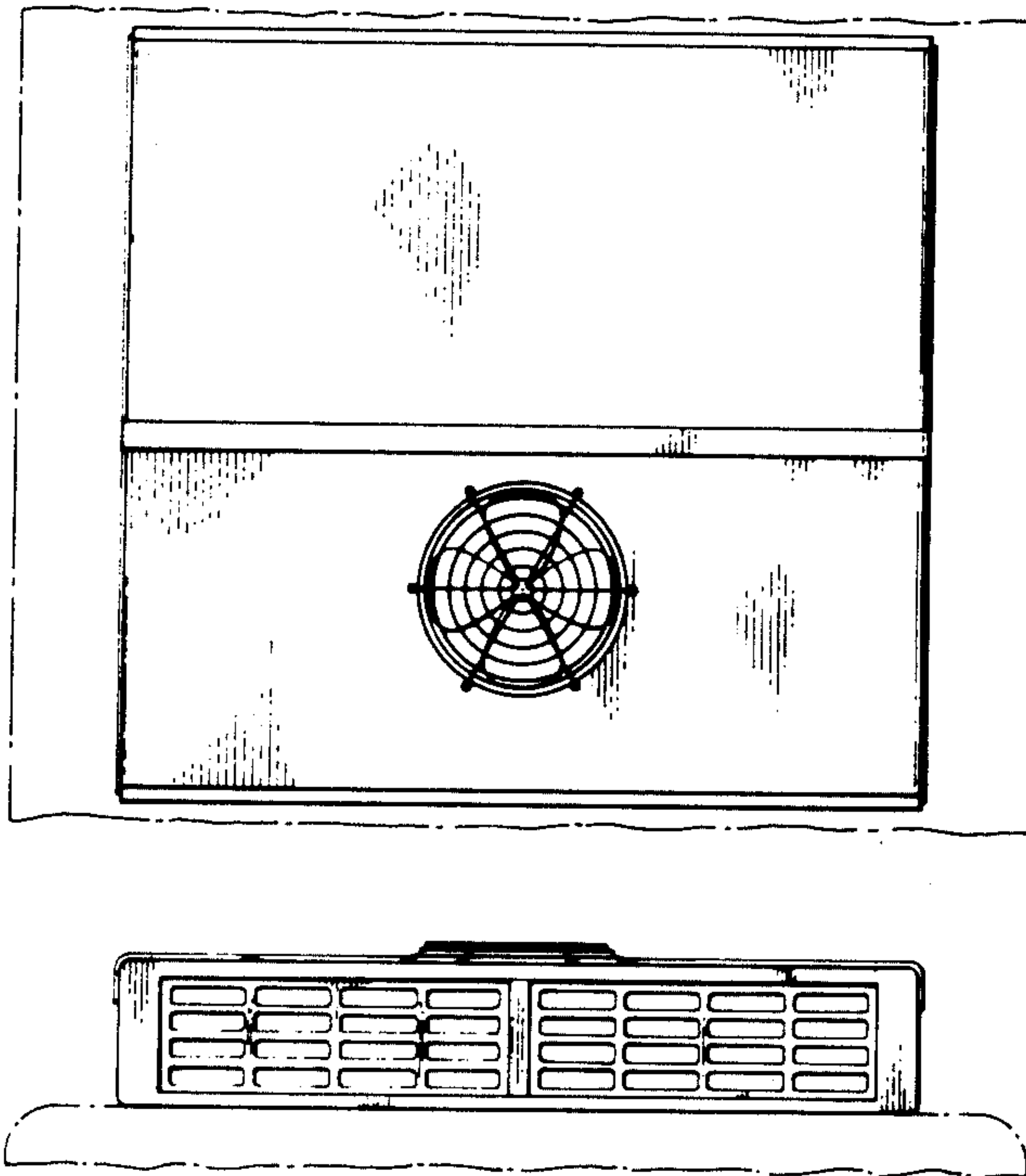
[57]

CLAIM

The ornamental design for a vehicle air conditioner unit, substantially as shown and described.

DESCRIPTION

FIG. 1 is a rear elevational view of a vehicle air conditioner unit showing our new design; FIG. 2 is a top plan view thereof; FIG. 3 is a front elevational view thereof; and FIG. 4 is an elevational view taken from one side thereof, the opposite side being a mirror image of the side shown. The fragmentary broken line representation of a vehicle in FIG. 1 is for purposes of illustration only.



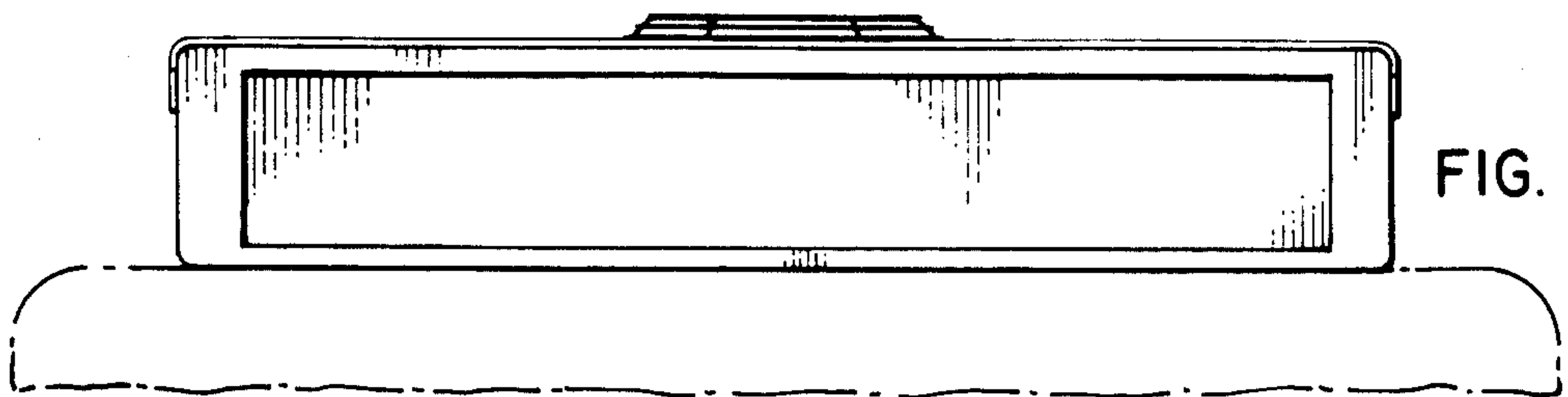


FIG. 1

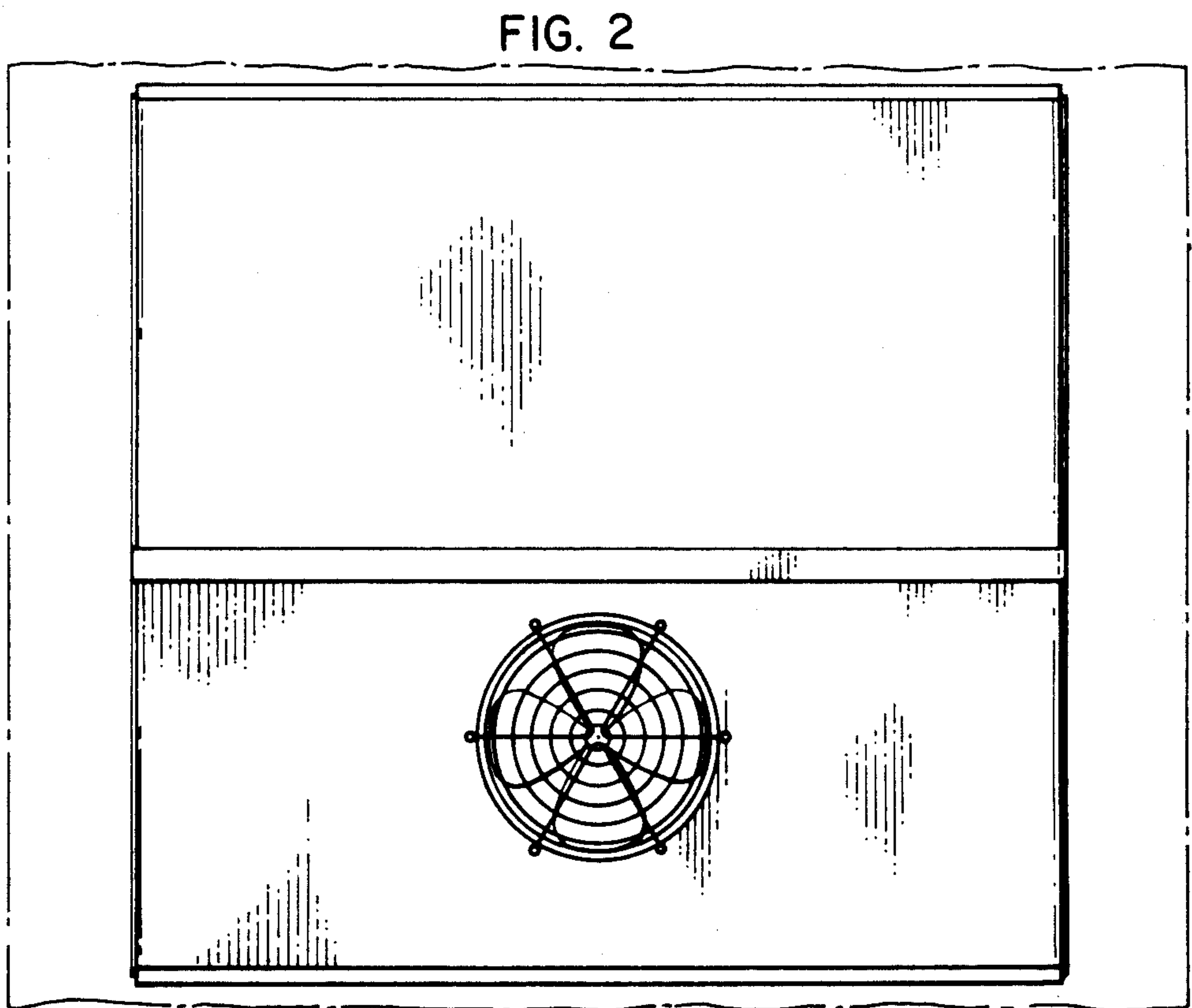


FIG. 2

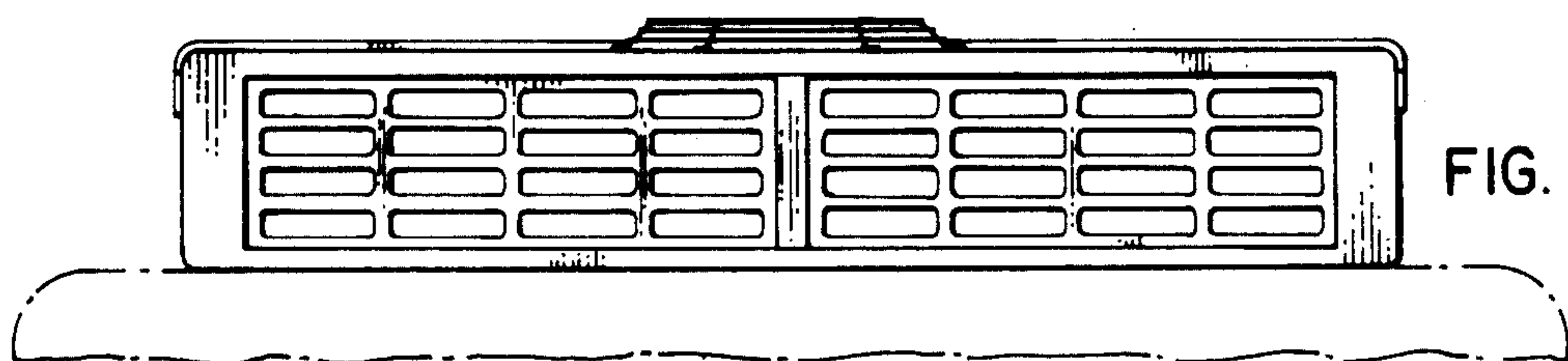


FIG. 3

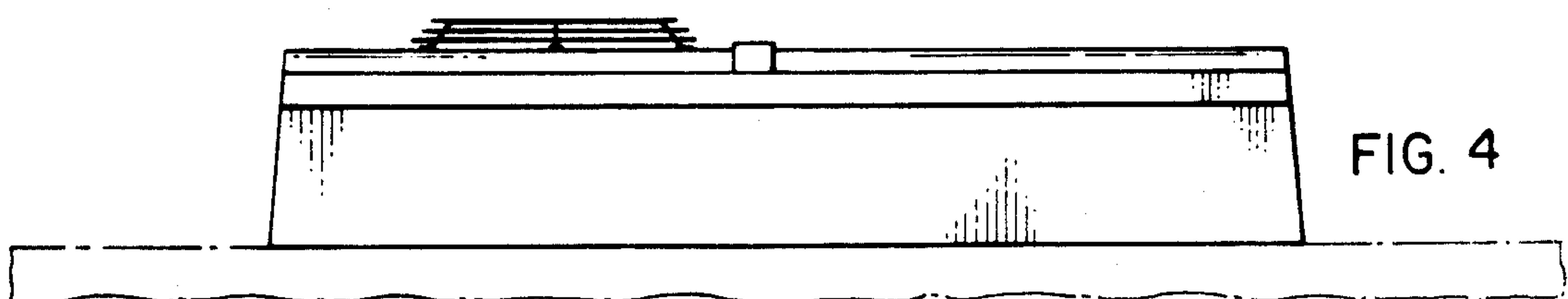


FIG. 4