

- [54] **ELECTRIC HEATING PLATE FOR COOKWARE**
- [75] Inventors: **Samuel L. McNair, Kansas City; Robert R. Yeo, Independence, both of Mo.**
- [73] Assignee: **Dazey Products Co., Industrial Airport, Kans.**
- [\*\*] Term: **14 Years**
- [21] Appl. No.: **768,272**
- [22] Filed: **Feb. 14, 1977**
- [51] Int. Cl. .... **D7-02**
- [52] U.S. Cl. .... **D7/123; D7/94**
- [58] Field of Search ..... **D7/85, 94, 87, 88, 90, D7/97, 121, 122, 123, 125, 129**

- D. 119,282 3/1940 Reinecke et al. .... D7/88
- D. 121,386 7/1940 Elsner ..... D7/88
- D. 123,566 11/1940 Christenson, Jr. et al. .... D7/88
- D. 162,573 3/1951 Painter ..... D7/123 X
- D. 164,781 10/1951 Knapp ..... D7/123
- D. 216,213 12/1969 Mann ..... D7/94

*Primary Examiner*—Winifred E. Herrmann  
*Attorney, Agent, or Firm*—Gordon D. Schmidt

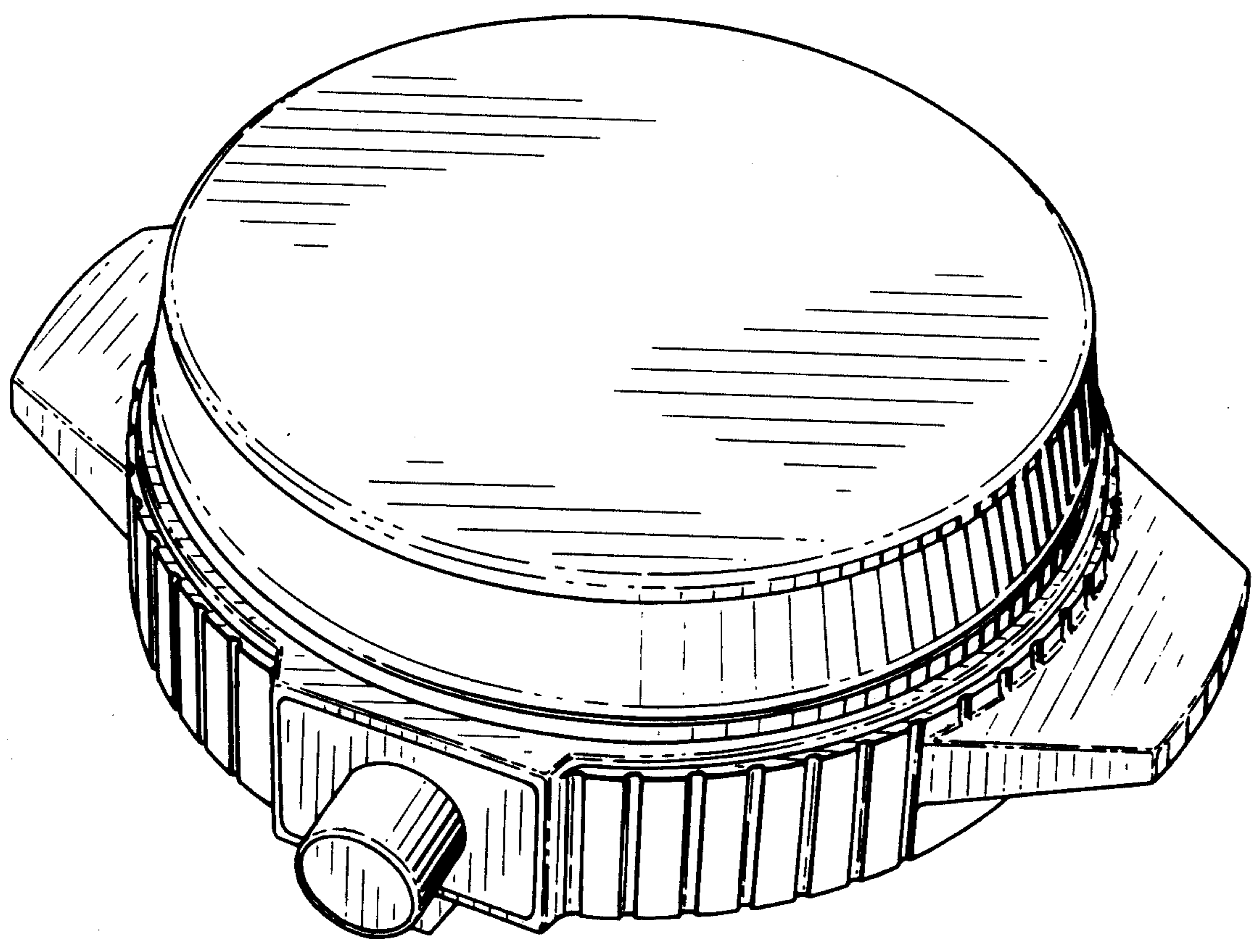
[57] **CLAIM**

The ornamental design for an electric heating plate for cookware, substantially as shown and described.

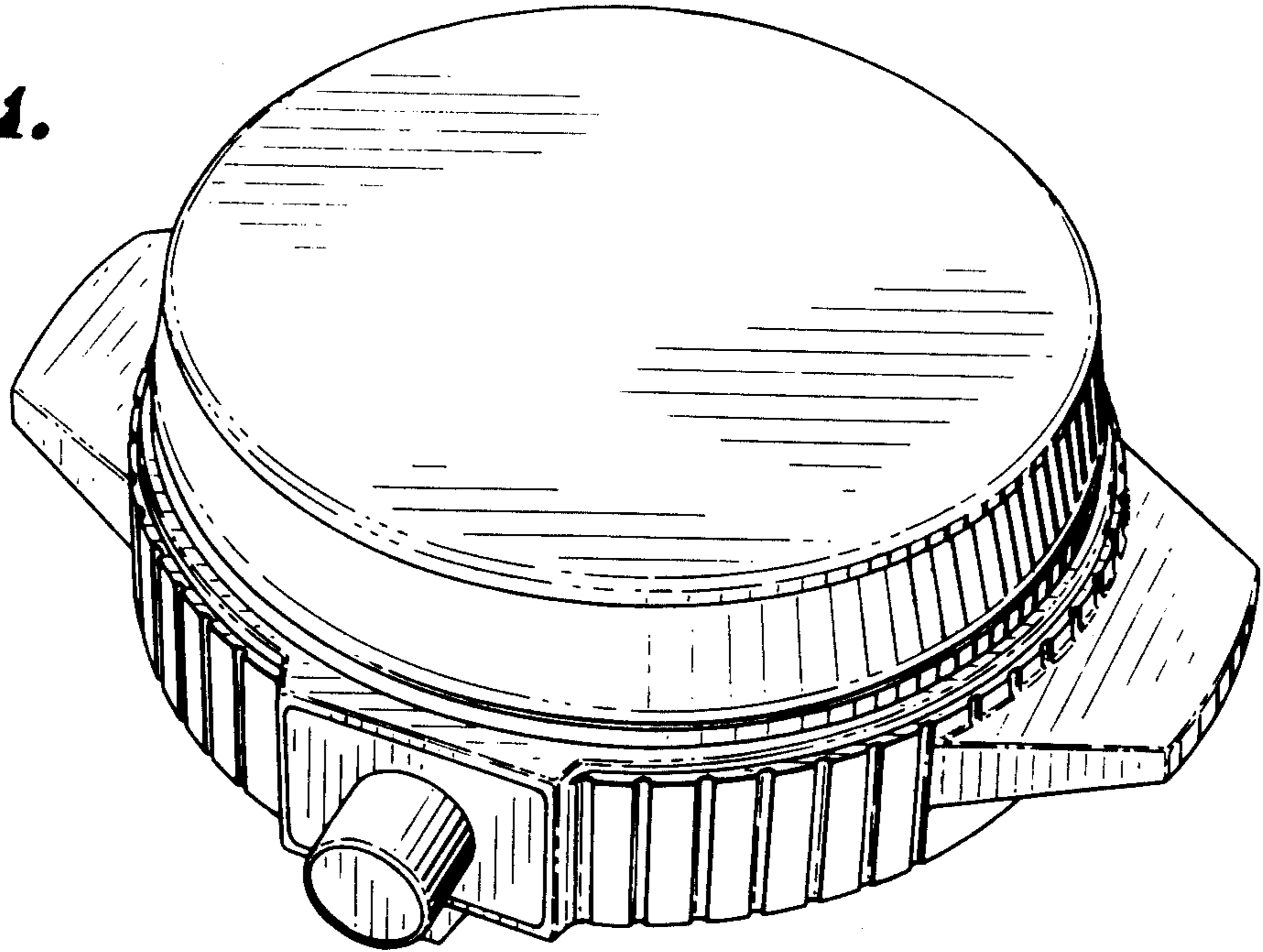
**DESCRIPTION**

FIG. 1 is a perspective view of an electric heating plate for cookware taken from above and to the front thereof showing our new design; FIG. 2 is a side elevational view of one of the symmetrically identical sides thereof; and FIG. 3 is a rear elevational view thereof. The bottom of the design is flat except for the three projecting support legs.


- [56] **References Cited**
- U.S. PATENT DOCUMENTS**
- D. 100,270 7/1936 Koci ..... D7/94



*Fig. 1.*



*Fig. 2.*



*Fig. 3.*

