

[54] RIBBON CARTRIDGE WITH RIBBON

[75] Inventors: L. Neil Goodman, Garland; Charles J. Kubasta, Plano, both of Tex.

[73] Assignee: Xerox Corporation, Stamford, Conn.

[\*\*] Term: 14 Years

[21] Appl. No.: 777,488

[22] Filed: Mar. 14, 1977

[51] Int. Cl. .... D18-99

[52] U.S. Cl. .... D64/11 A; D14/11

[58] Field of Search .... D64/11 A; D14/11; 242/55, 19 A, 194, 197-200; 400/196, 196.1, 207, 208, 208.1

[56] References Cited

U.S. PATENT DOCUMENTS

D. 231,800 6/1974 Hess ..... D64/11 A  
D. 237,010 9/1975 Gnutzman et al. .... D64/11 A

D. 246,332 11/1977 Bellini ..... D64/11 A  
3,354,776 11/1967 Smitzer et al. .... 242/200 X  
3,964,595 6/1976 Edstrom ..... 400/208 X

FOREIGN PATENT DOCUMENTS

2551989 5/1976 Fed. Rep. of Germany ..... 400/196.1

Primary Examiner—Louis S. Zarfes

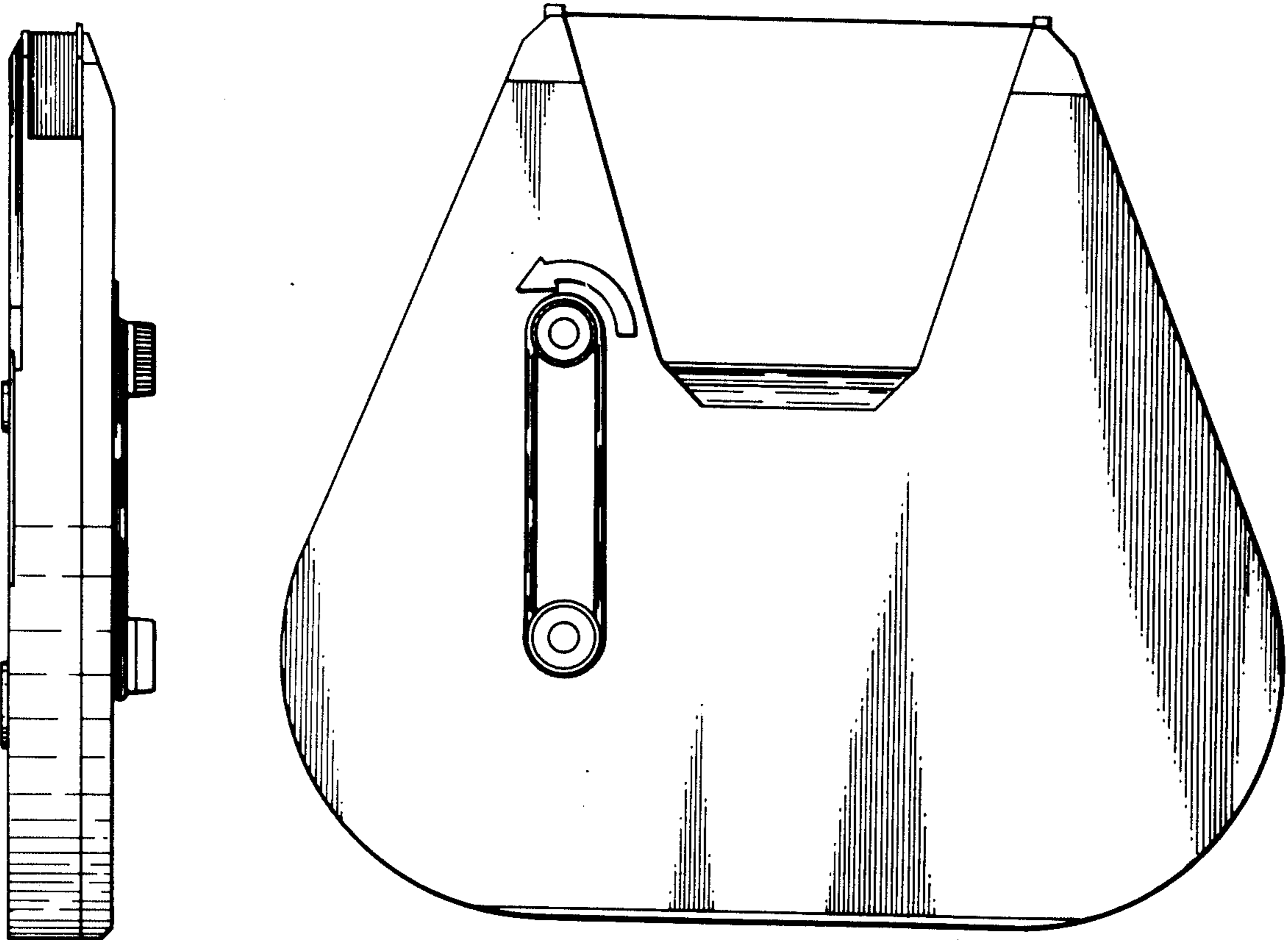
Attorney, Agent, or Firm—James J. Ralabate

[57] CLAIM

The ornamental design for a ribbon cartridge with ribbon, substantially as shown.

DESCRIPTION

FIG. 1 is a front elevational view of a ribbon cartridge with ribbon showing our new design; FIG. 2 is a right side elevational view thereof; FIG. 3 is a bottom plan view thereof; FIG. 4 is a top plan view thereof; FIG. 5 is a left side elevational view thereof; and FIG. 6 is a rear elevational view thereof.



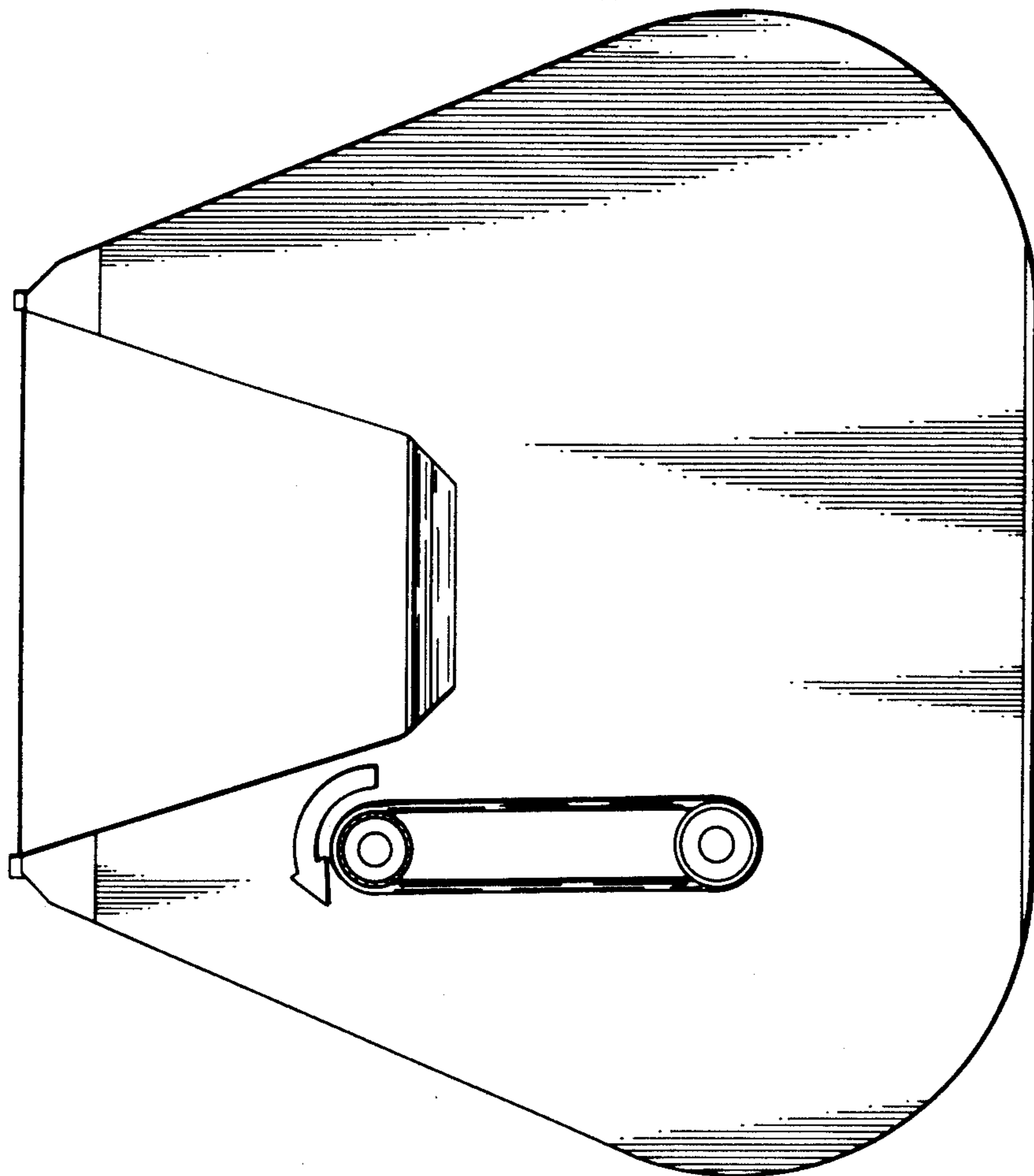


FIG. 1




FIG. 3




FIG. 5




FIG. 4

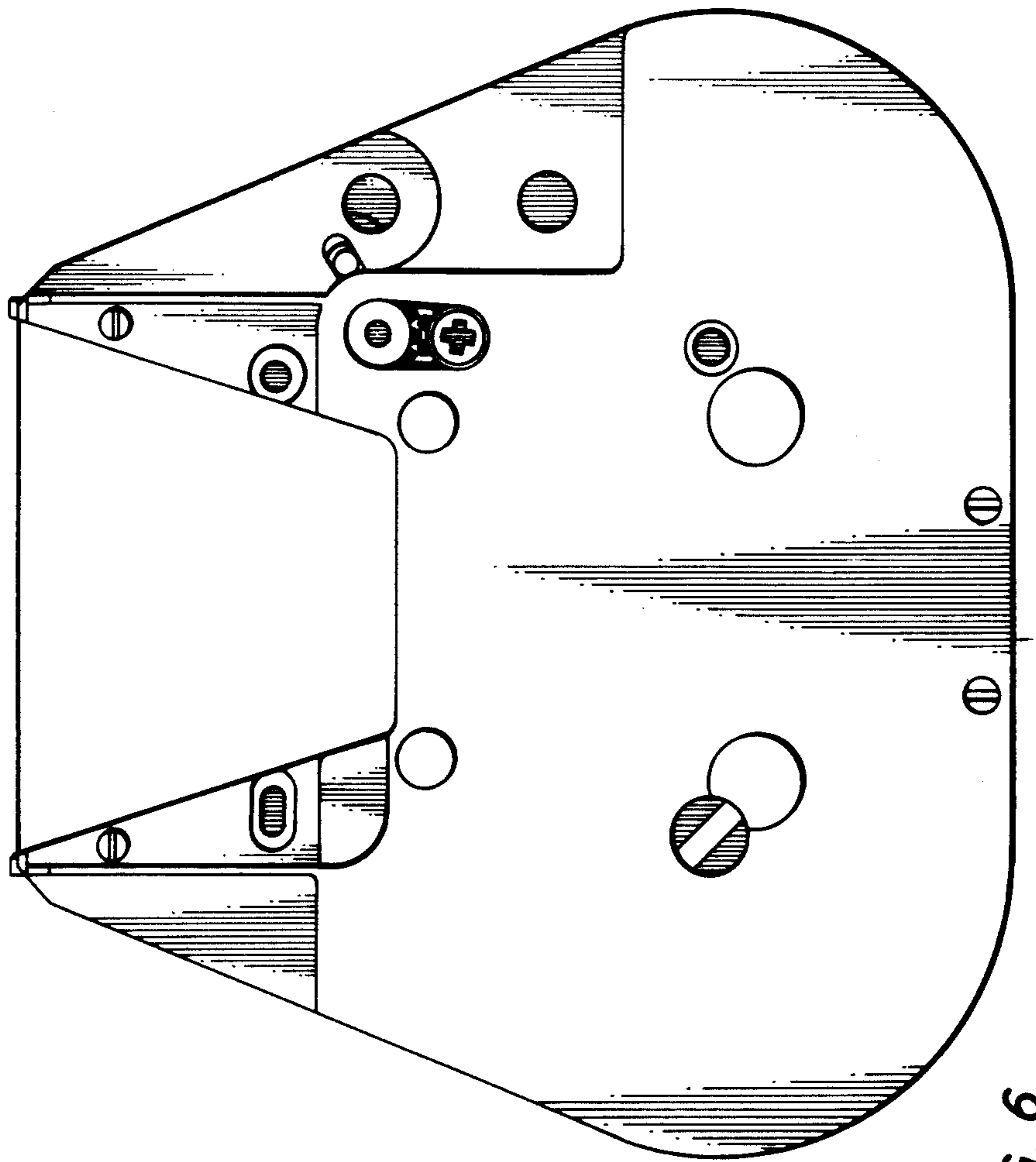


FIG. 6

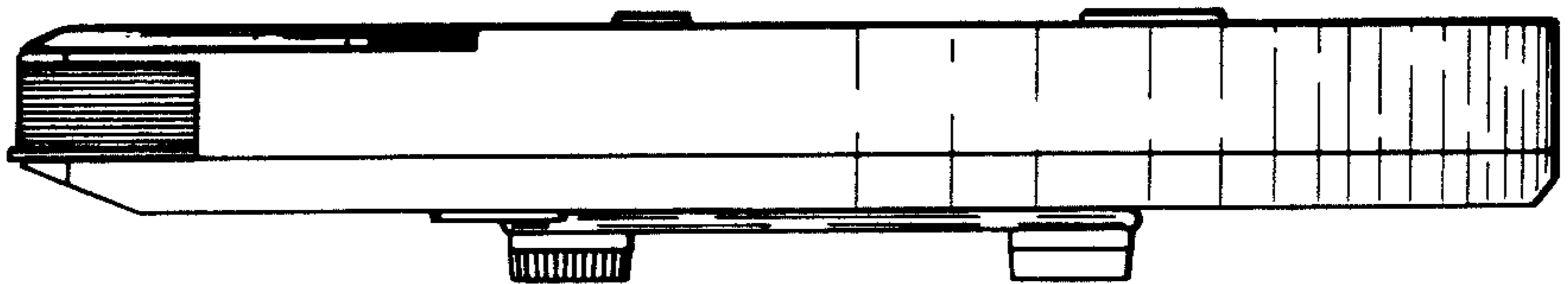


FIG. 2