

[54] DOUCHE APPLIANCE

[75] Inventors: Ernest W. Pick, Cos Cob; Joseph M. Denaro, Stamford; Henry R. Goerke, Norwalk, all of Conn.

[73] Assignee: The Purdue Frederick Company, New York, N.Y.

[**] Term: 14 Years

[21] Appl. No.: 831,596

[22] Filed: Sep. 8, 1977

[51] Int. Cl. D24-04

[52] U.S. Cl. D24/60; D9/63; D24/59

[58] Field of Search D24/60, 59, 61; 128/251, 321, 232, 247, 227, 239, DIG. 26; 222/92, 215, 541; 215/32, 253; D9/60, 61, 63, 10

[56] References Cited

U.S. PATENT DOCUMENTS

D. 232,488 8/1974 Winter et al. D24/60

D. 235,686 7/1975 Schoenfeld et al. D24/59
D. 235,813 7/1975 Roth D24/59 X
3,499,444 3/1970 Koutsandreas 128/247 X
3,968,797 7/1976 Packer et al. 128/232


Primary Examiner—Bernard Ansher
Attorney, Agent, or Firm—Harold D. Steinberg

[57] CLAIM

The ornamental design for a douche appliance, as shown and described.

DESCRIPTION

FIG. 1 is a side elevation of a douche appliance and cannula showing our new design, the side of the cannula which is the reverse of that shown in FIG. 1 being a mirror image of what is shown in FIG. 1;
FIG. 2 is an end elevation of the douche appliance of FIG. 1 as seen from the right of FIG. 1;
FIG. 3 is an end elevation of the douche appliance of FIG. 1 as seen from the left of FIG. 1;
FIG. 4 is a top plan view of the douche appliance of FIG. 1; and
FIG. 5 is a bottom plan view of the douche appliance of FIG. 1.



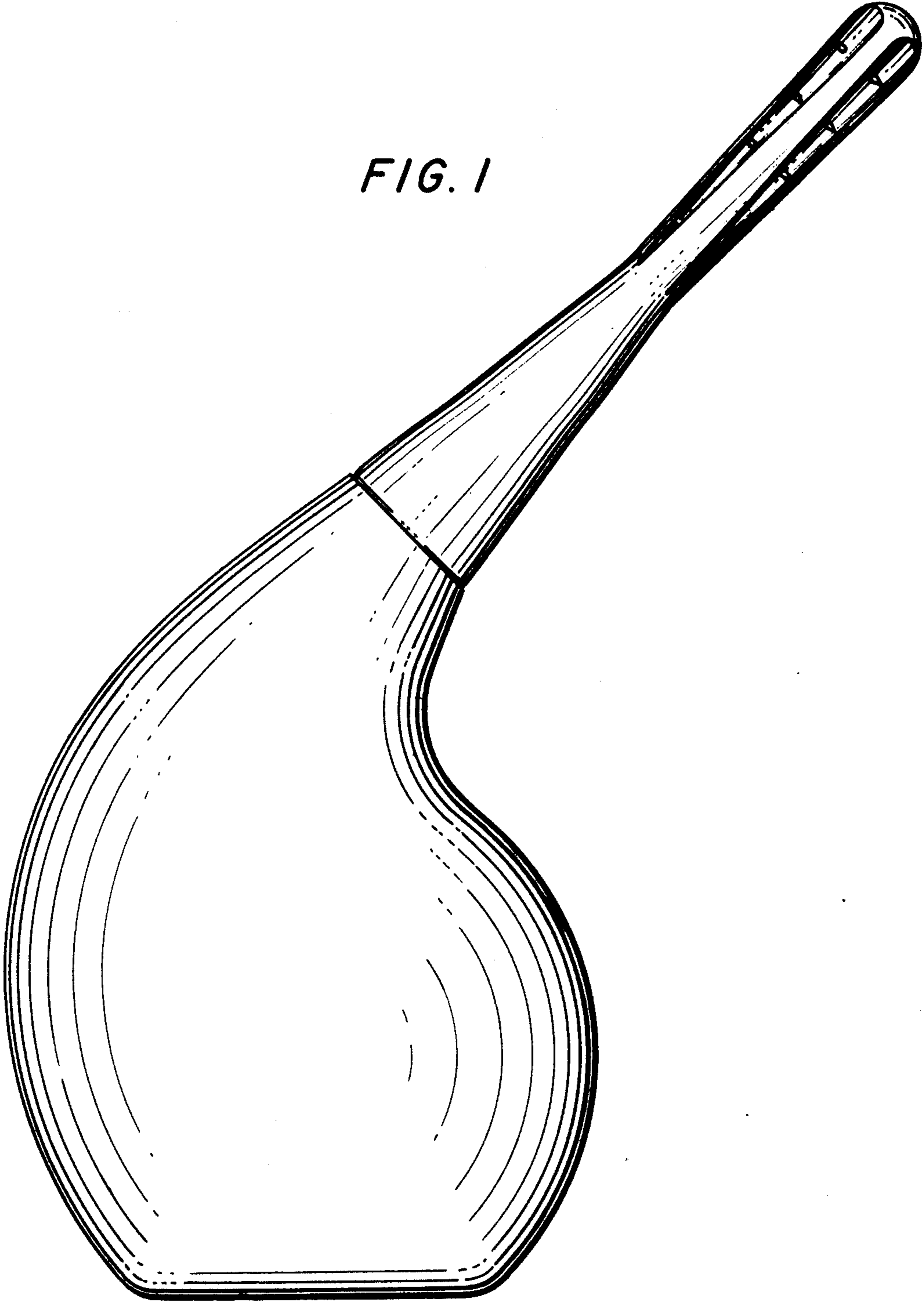


FIG. 1

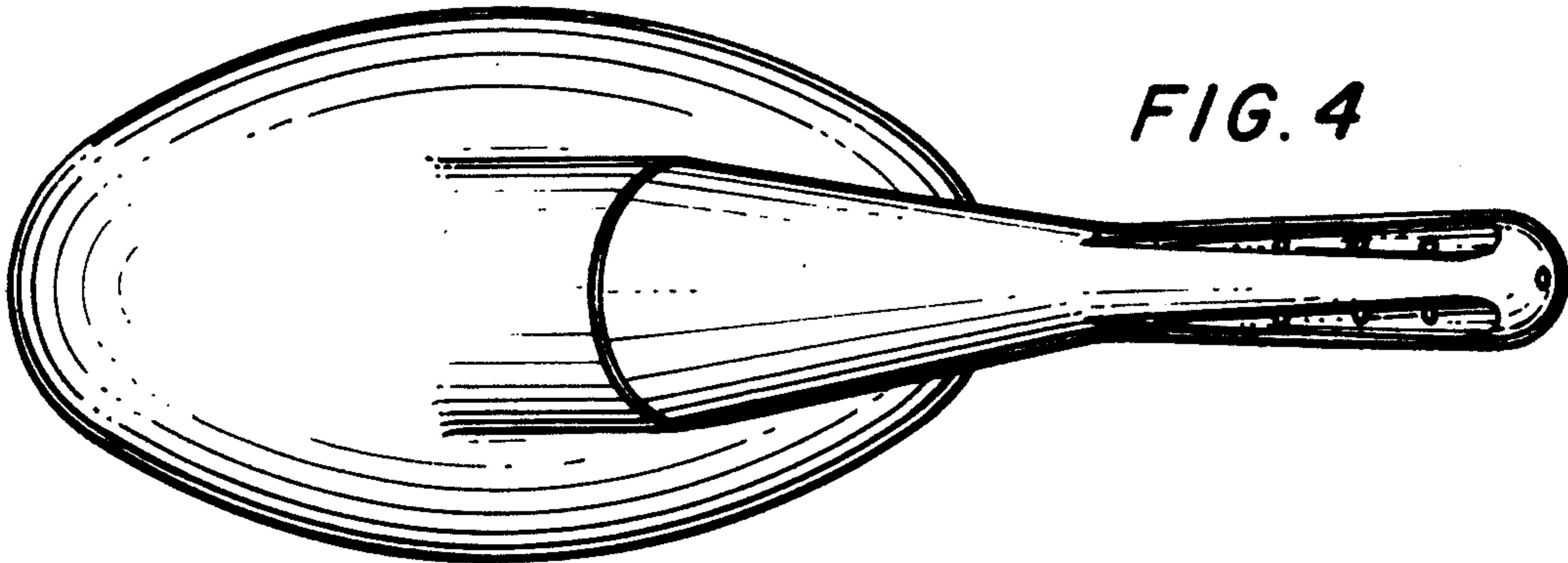


FIG. 4

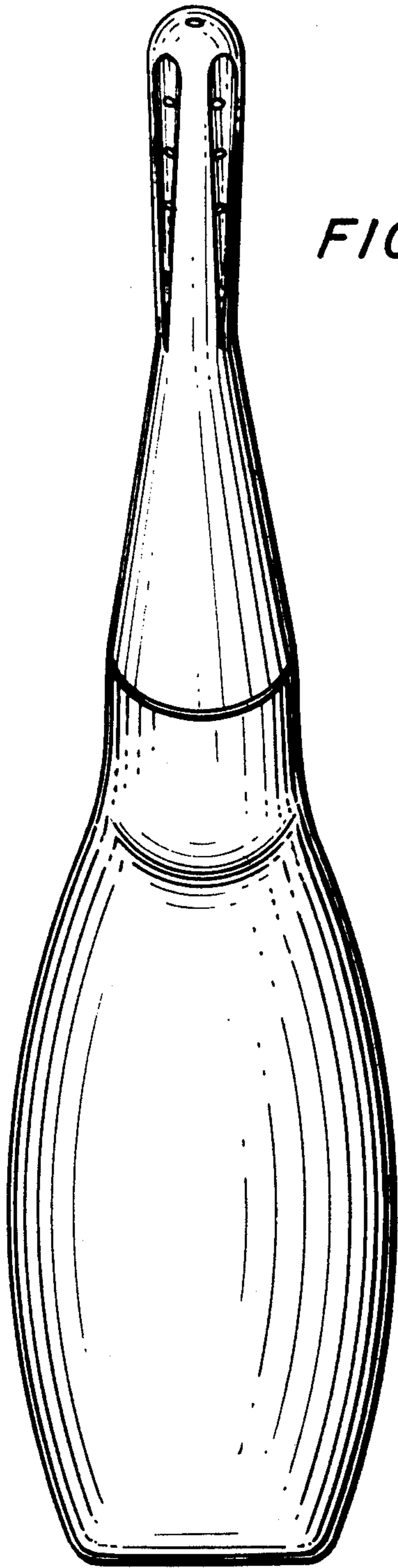


FIG. 2

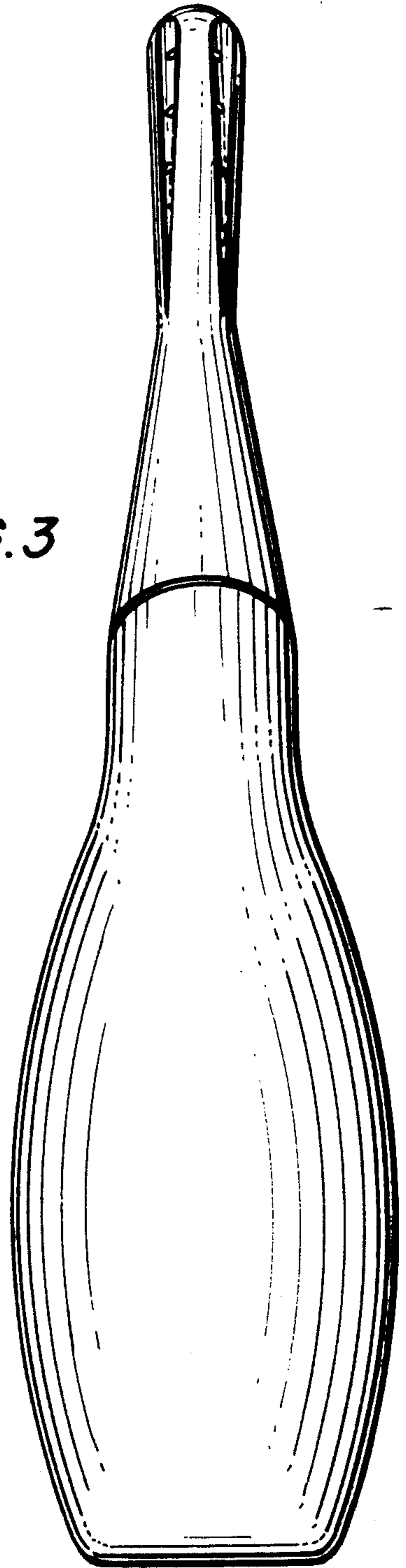


FIG. 3

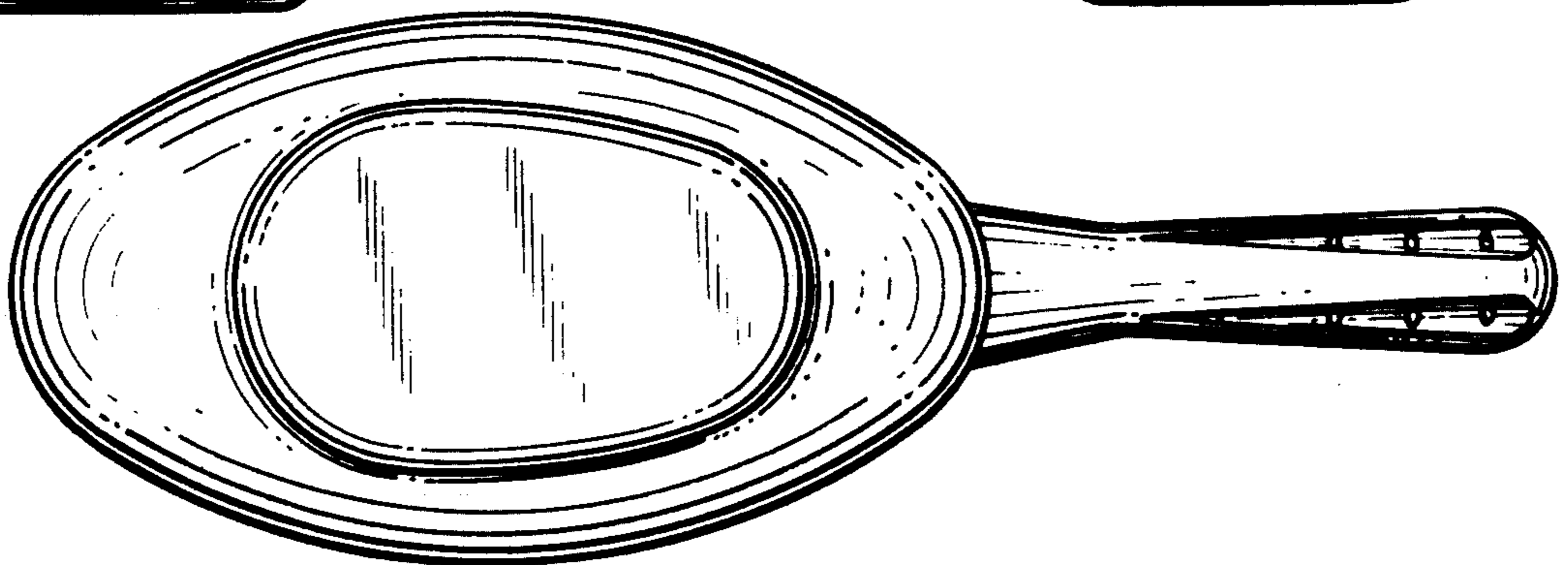


FIG. 5