

[54] **VEHICLE LUGGAGE RACK STANCHION**

[76] Inventor: **John A. Bott**, 931 Lakeshore Dr., Grosse Pointe Shores, Mich. 48236

[**] Term: **14 Years**

[21] Appl. No.: **807,029**

[22] Filed: **Jun. 16, 1977**

[51] Int. Cl. **D12-16**

[52] U.S. Cl. **D12/157**

[58] Field of Search **D12/157; 224/42.1 R, 224/42.1 D, 42.1 E, 42.1 F, 42.1 G, 42.1 H; 280/179 R**

[56] **References Cited**

U.S. PATENT DOCUMENTS

D. 215,278 9/1969 Bott **D12/157**

3,840,250 10/1974 Bott 280/179 R
3,853,254 12/1974 Helm 224/42.1 D
3,951,320 4/1976 Bott 224/42.1 D


Primary Examiner—Wallace R. Burke
Assistant Examiner—James M. Gandy
Attorney, Agent, or Firm—J. King Harness

[57] **CLAIM**

The ornamental design for vehicle luggage rack stanchion, as shown.

DESCRIPTION

FIG. 1 is a perspective view of a vehicle luggage rack stanchion showing my new design;
FIG. 2 is a top plan view thereof;
FIG. 3 is a front elevational view thereof;
FIG. 4 is a left end elevational view thereof;
FIG. 5 is a right end elevational view thereof; and
FIG. 6 is a rear elevational view thereof.






FIG. 1.

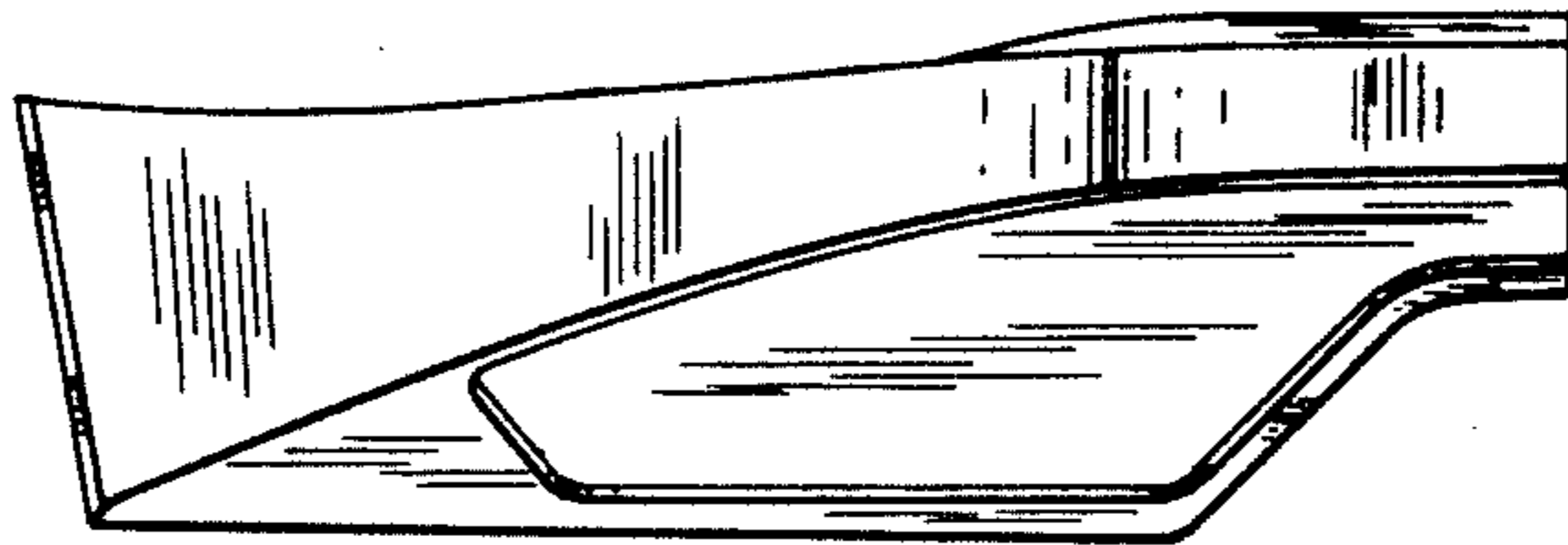


FIG. 2.

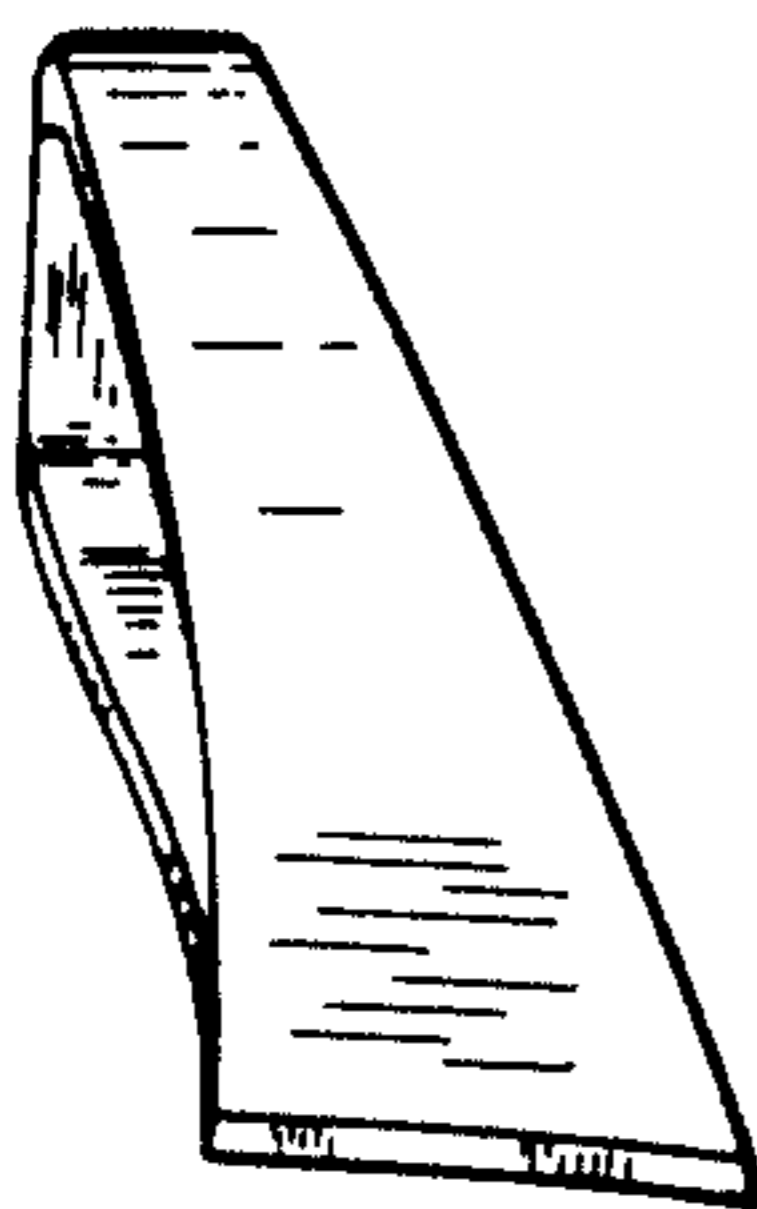


FIG. 4.




FIG. 3.




FIG. 5.

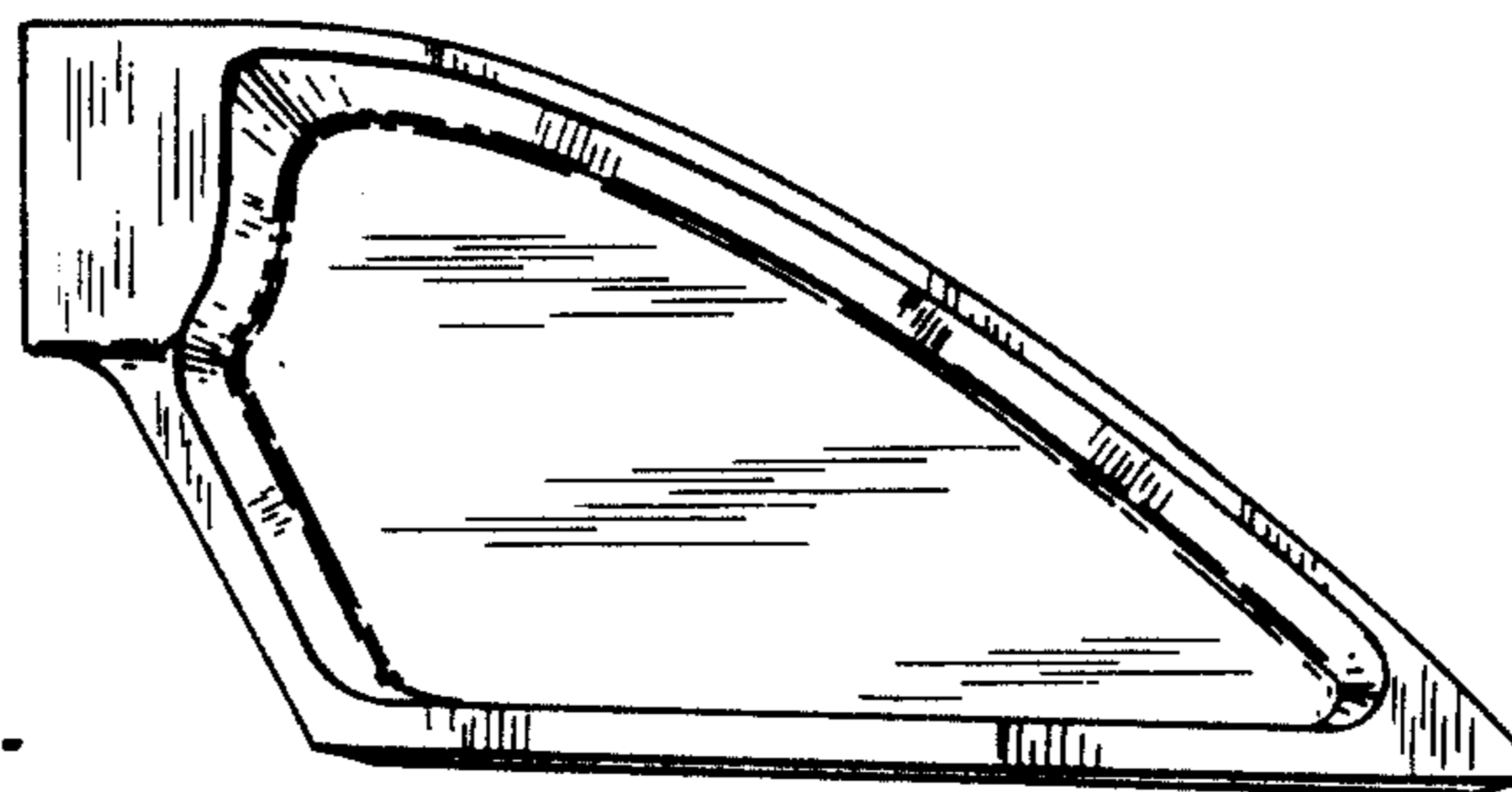


FIG. 6.