

[54] TAPE RACK

[75] Inventor: Thomas R. Ekeland, Brooklyn, N.Y.

[73] Assignee: Flynn Systems, Limited

[\*\*] Term: 14 Years

[21] Appl. No.: 756,641

[22] Filed: Jan. 4, 1977

[51] Int. Cl. .... D3-99

[52] U.S. Cl. .... D87/1 D; D6/157; D6/185; D6/188

[58] Field of Search ..... D6/85, 184, 185, 142, D6/191, 199, 132, 157, 188; 211/181, 126; D87/1 D

[56] References Cited

U.S. PATENT DOCUMENTS

D. 118,282	12/1939	Hood .....	D87/1 D
D. 175,245	8/1955	Bertone .....	D6/85
D. 190,044	4/1961	Christoffersen .....	D6/85
D. 192,017	1/1962	Moore .....	D6/85
D. 198,890	8/1964	Reibold et al. ....	D6/85
D. 220,345	3/1971	Burke .....	D6/184
D. 221,915	9/1971	Goldthwaite et al. ....	D87/1 D

Primary Examiner—Bruce W. Dunkins  
Attorney, Agent, or Firm—Lawrence G. Kurland

[57] CLAIM

The ornamental design for a tape rack, as shown and described.

DESCRIPTION

FIG. 1 is an isometric view of a tape rack embodying my new design;  
FIG. 2 is a top plan view of the tape rack of FIG. 1;  
FIG. 3 is a bottom plan view of the tape rack of FIG. 1;  
FIG. 4 is a left side view of the tape rack of FIG. 1;  
FIG. 5 is a right side view of the tape rack of FIG. 1;  
FIG. 6 is a front view of the tape rack of FIG. 1;  
FIG. 7 is a rear view of the tape rack of FIG. 1;  
FIG. 8 is an isometric view of an alternative embodiment of the tape rack embodying my new design;  
FIG. 9 is a top plan view of the tape rack of FIG. 8;  
FIG. 10 is a bottom plan view of the tape rack of FIG. 8;  
FIG. 11 is a left side view of the tape rack of FIG. 8;  
FIG. 12 is a right side view of the tape rack of FIG. 8;  
FIG. 13 is a front view of the tape rack of FIG. 8; and  
FIG. 14 is a rear view of the tape rack of FIG. 8.

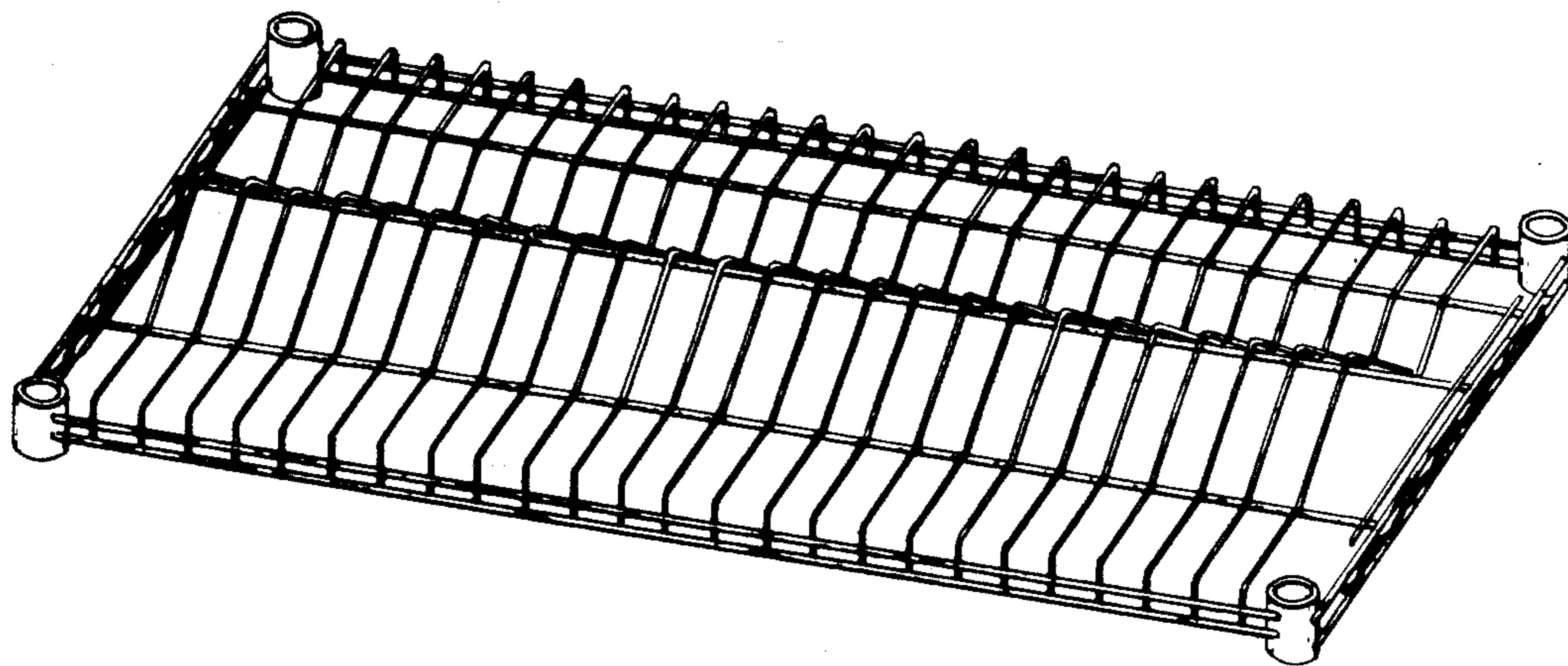


FIG. 1.

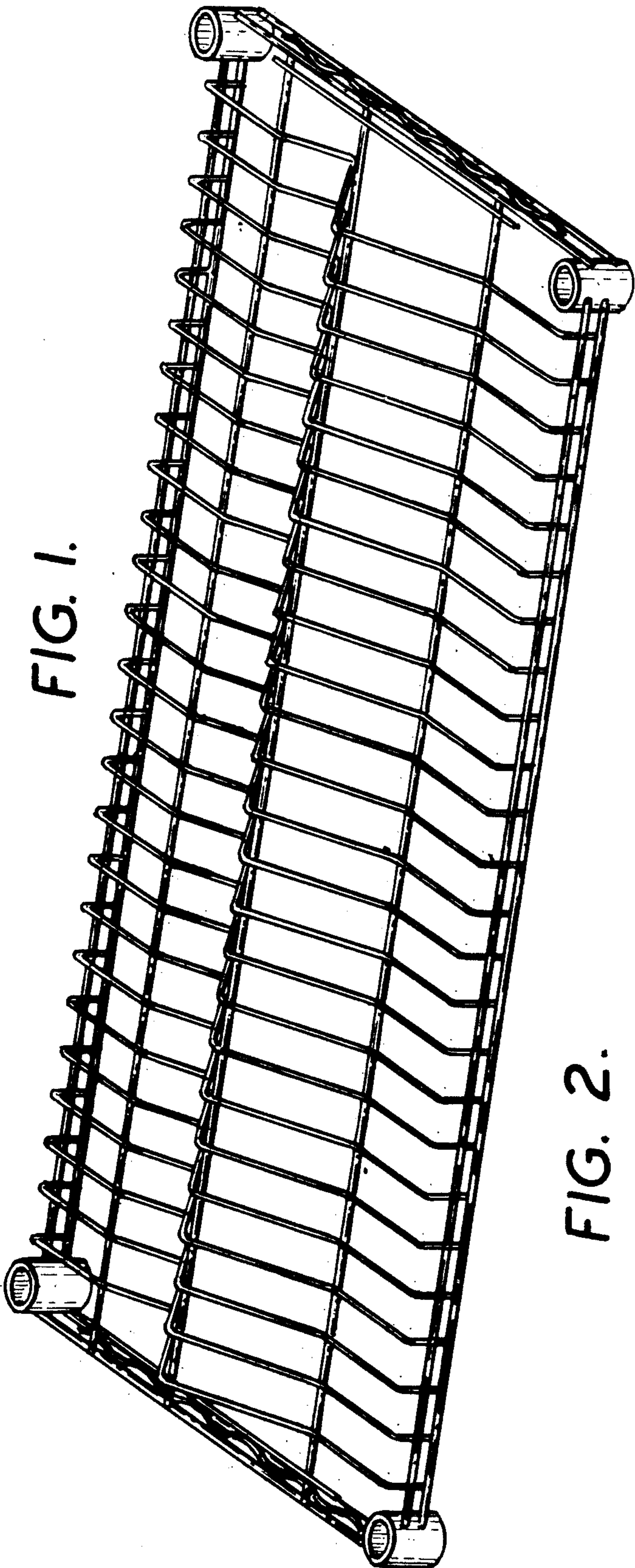


FIG. 2.




FIG. 3.




FIG. 4.

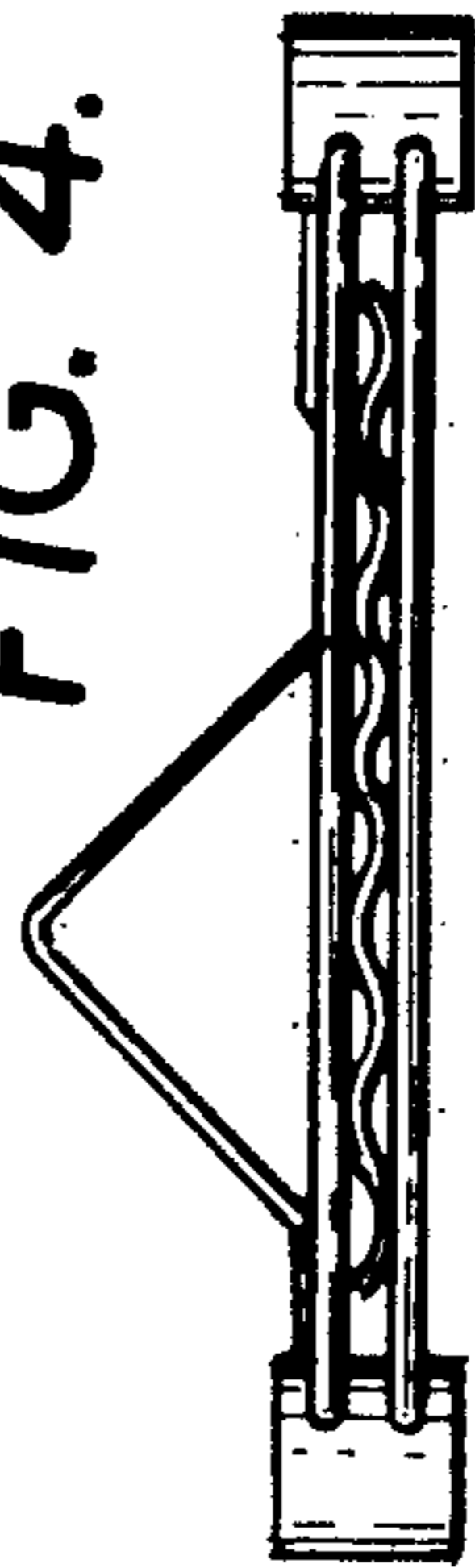


FIG. 5.




FIG. 6.

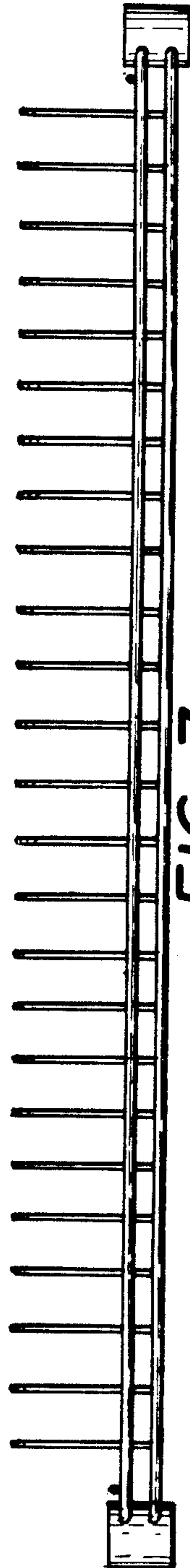


FIG. 7.

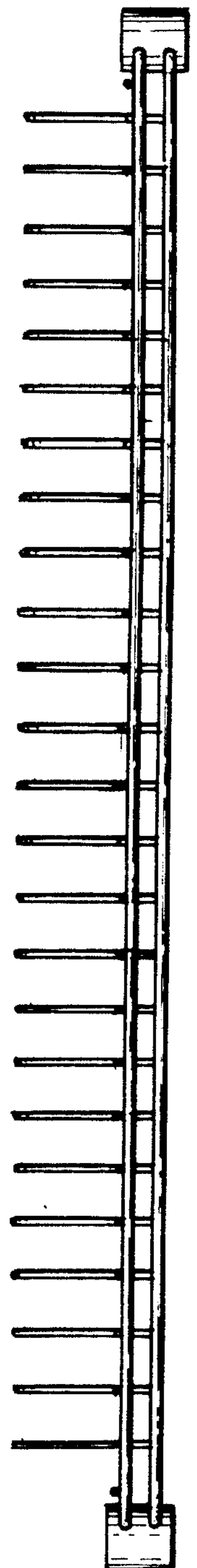


FIG. 8.

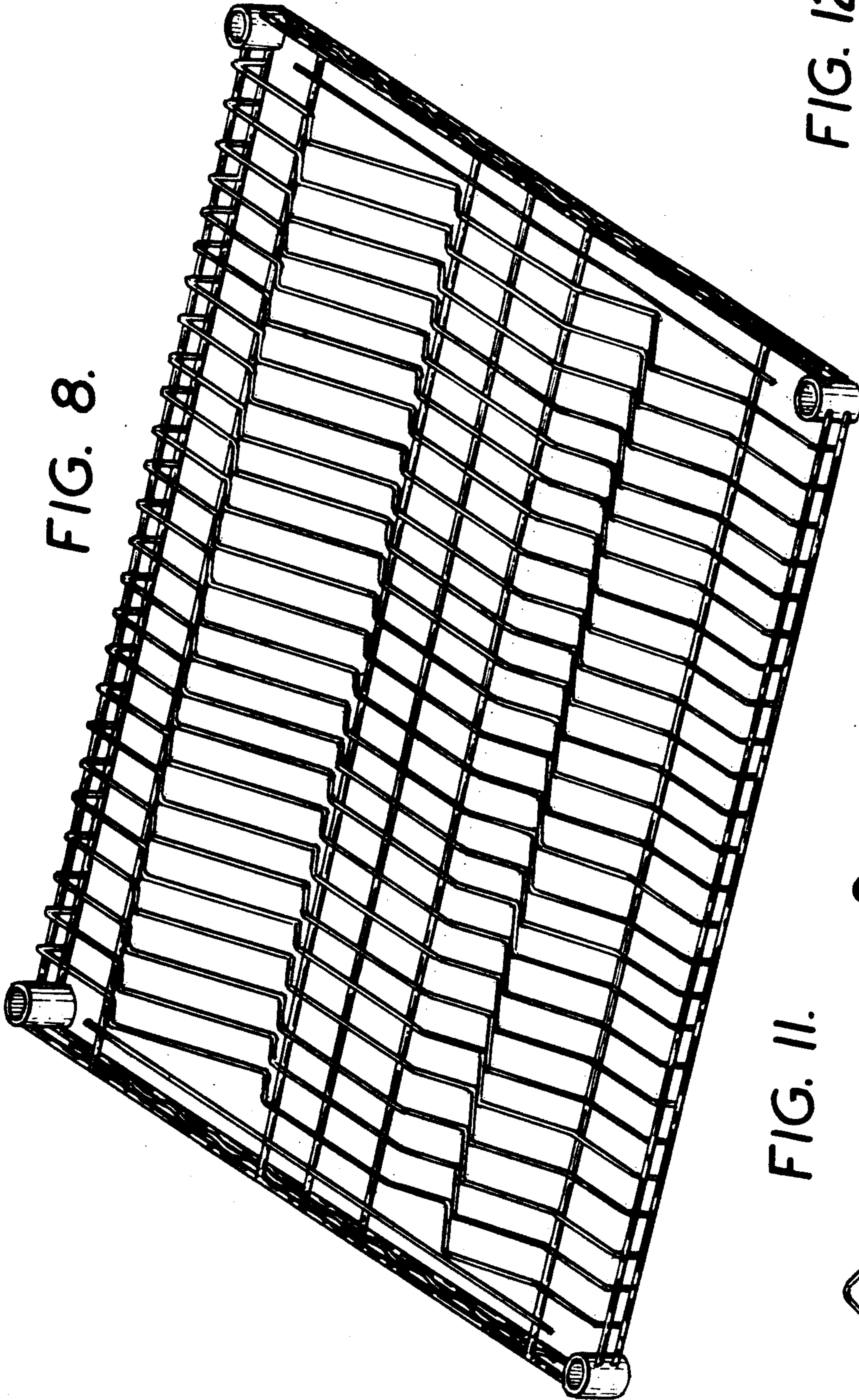


FIG. 11.




FIG. 12.







FIG. 13.



*FIG. 9.*



*FIG. 10.*



*FIG. 14.*

