

- [54] VENT
- [75] Inventor: Bruce K. Ward, St. Louis Park, Minn.
- [73] Assignee: Diversified Insulation, Inc., Hamel, Minn.
- [**] Term: 14 Years
- [21] Appl. No.: 794,639
- [22] Filed: May 6, 1977
- [51] Int. Cl. D23—04
- [52] U.S. Cl. D23/163; D25/74
- [58] Field of Search D23/137, 153, 163; D25/73, 74; 52/720, 738

[56] References Cited

U.S. PATENT DOCUMENTS

D. 221,251	7/1971	Haskell et al.	D25/74
279,977	6/1883	Parker	D25/73
3,160,987	12/1964	Pinkley	52/95
3,863,553	12/1973	Koontz	52/95 X
3,972,164	8/1976	Grange	52/95

OTHER PUBLICATIONS

Van Huffel Catalog L 56, Jan. 1953, p. 16, Item 2078/.005, p. 17, Item 2187/.078, p. 28, Item 2469/.035, p. 31, Item 2563/.025.
 Dahlstrom Manufacturing Corp. Catalog 11, p. 17, Item

105, p. 24, Item 2118, p. 25, Items 2738 & 3145-D, p. 30, Item 225, p. 102, Items 293 & 2708 & page item 2673.

Primary Examiner—James R. Largen
 Attorney, Agent, or Firm—Richard O. Bartz

[57] CLAIM

The ornamental design for a vent, substantially as shown and described.

DESCRIPTION

FIG. 1 is a top plan view of a vent showing my new design;
 FIG. 2 is an elevational view taken from one side thereof, the opposite side being a mirror image of the side shown;
 FIG. 3 is a bottom plan view thereof;
 FIG. 4 is an elevational view taken from one end thereof, the opposite end being the same as the end shown;
 FIG. 5 is a top plan view of a modified form of the vent shown in FIG. 1;
 FIG. 6 is an elevational view taken from one side of FIG. 5, the opposite side being a mirror image of the side shown;
 FIG. 7 is a bottom plan view of FIG. 5; and
 FIG. 8 is an elevational view taken from one end of FIG. 5, the opposite end being the same as the end shown.






FIG. 1



FIG. 2

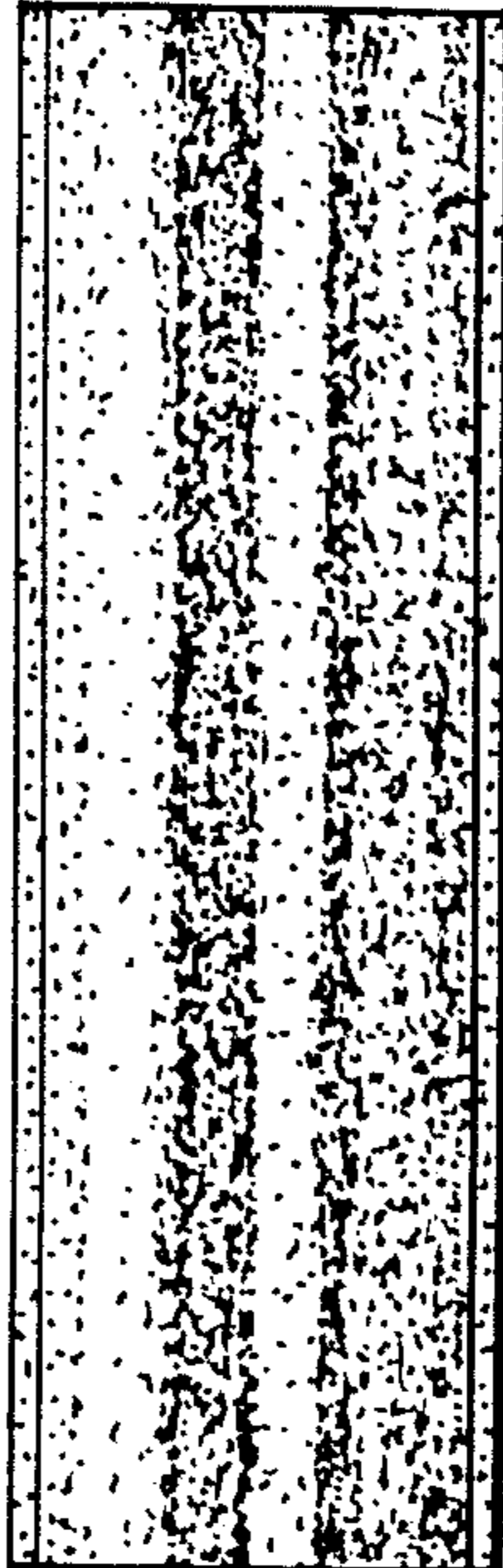


FIG. 3



FIG. 4



FIG. 5




FIG. 6



FIG. 7



FIG. 8