

- [54] **STACKABLE TAPE TRAY**
- [76] **Inventor:** Eric L. Weil, 6 CrabApple Rd.,  
Sandy Hook, Conn. 06482
- [\*\*] **Term:** 14 Years
- [21] **Appl. No.:** 774,244
- [22] **Filed:** Mar. 4, 1977
- [51] **Int. Cl.** ..... D9—99
- [52] **U.S. Cl.** ..... D9/187; D9/242;  
D87/1 D
- [58] **Field of Search** ..... D87/1 D; D9/187, 242,  
D9/294; 312/10, 42; 206/309, 310, 444, 511,  
512, 503-507, 562, 563, 585, 587; 229/2.5;  
217/26.5

2,785,797	3/1957	Rice .....	312/10
3,420,431	1/1969	Donovan .....	D9/187
3,591,032	7/1971	Baxter .....	217/26.5
3,685,646	8/1972	Sy .....	229/2.5

*Primary Examiner*—Joel Stearman  
*Assistant Examiner*—George P. Word  
*Attorney, Agent, or Firm*—Robert H. Ware

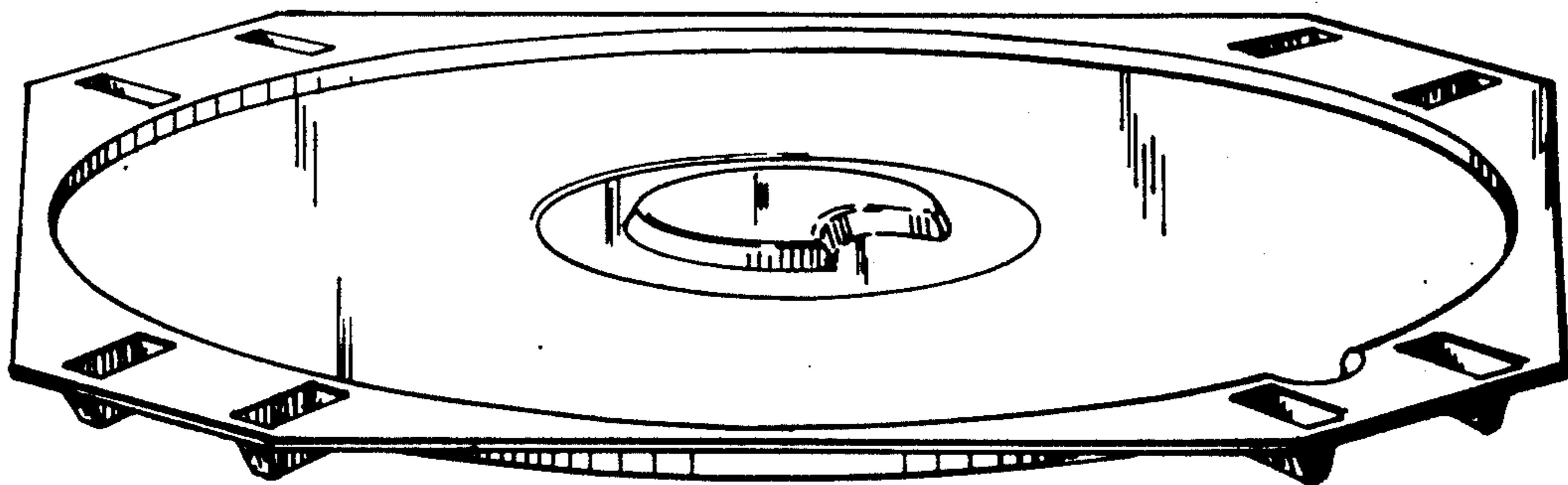
[57] **CLAIM**

The ornamental design for a stackable tape tray, substantially as shown and described.

**DESCRIPTION**

FIG. 1 is a perspective view of a stackable tape tray showing my new design;  
 FIG. 2 is a top plan view thereof;  
 FIG. 3 is a bottom plan view;  
 FIG. 4 is a front elevational view;  
 FIG. 5 is a rear elevational view; and  
 FIG. 6 is a cross-sectional view taken along line 6—6 of FIG. 1, intermediate portions being broken away and omitted for convenience of illustration.

- [56] **References Cited**
- U.S. PATENT DOCUMENTS**
- 2,226,904 12/1940 Gates ..... 217/26.5
- 2,776,772 1/1957 Itoda ..... 229/2.5



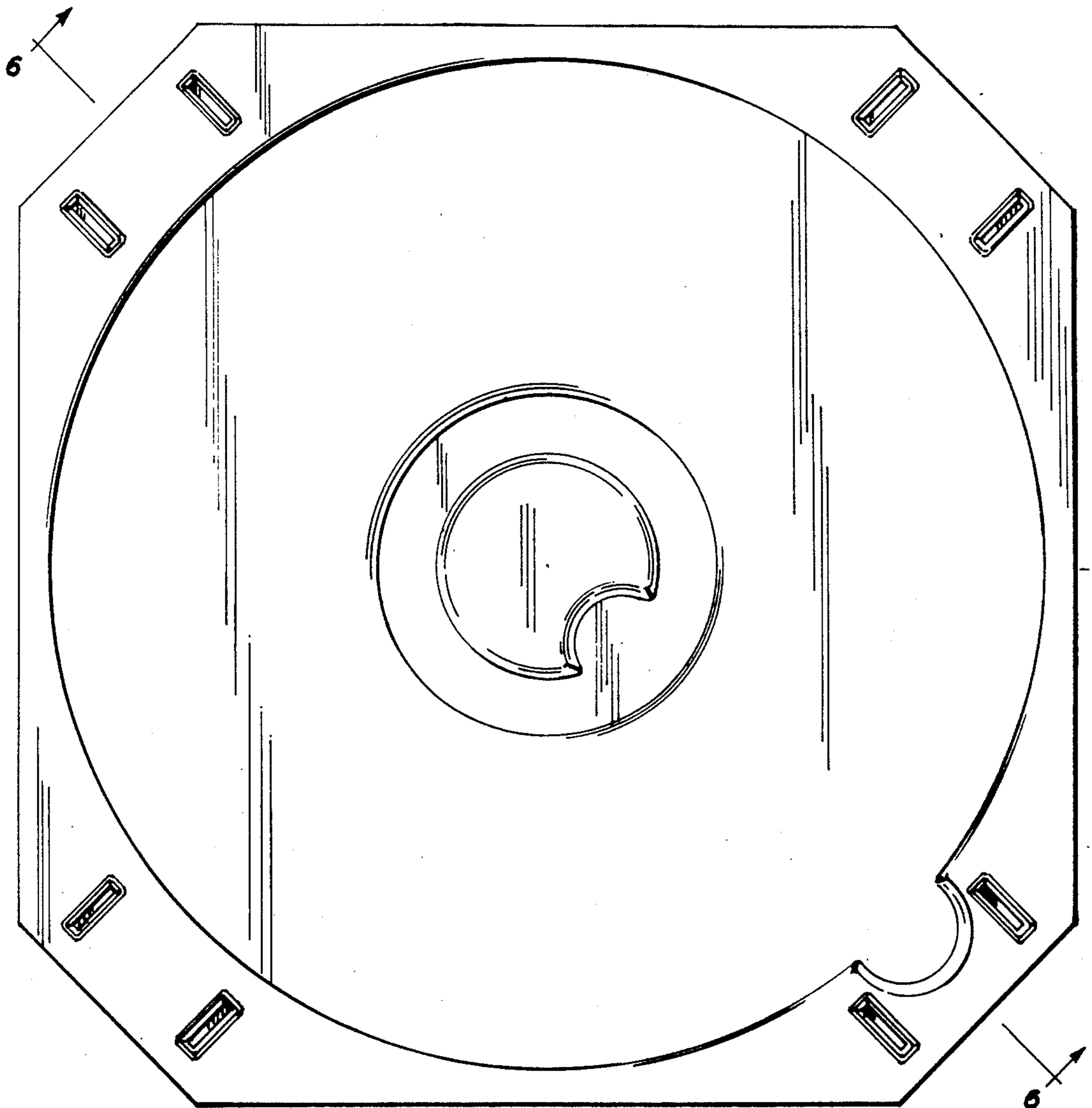


FIG. 2

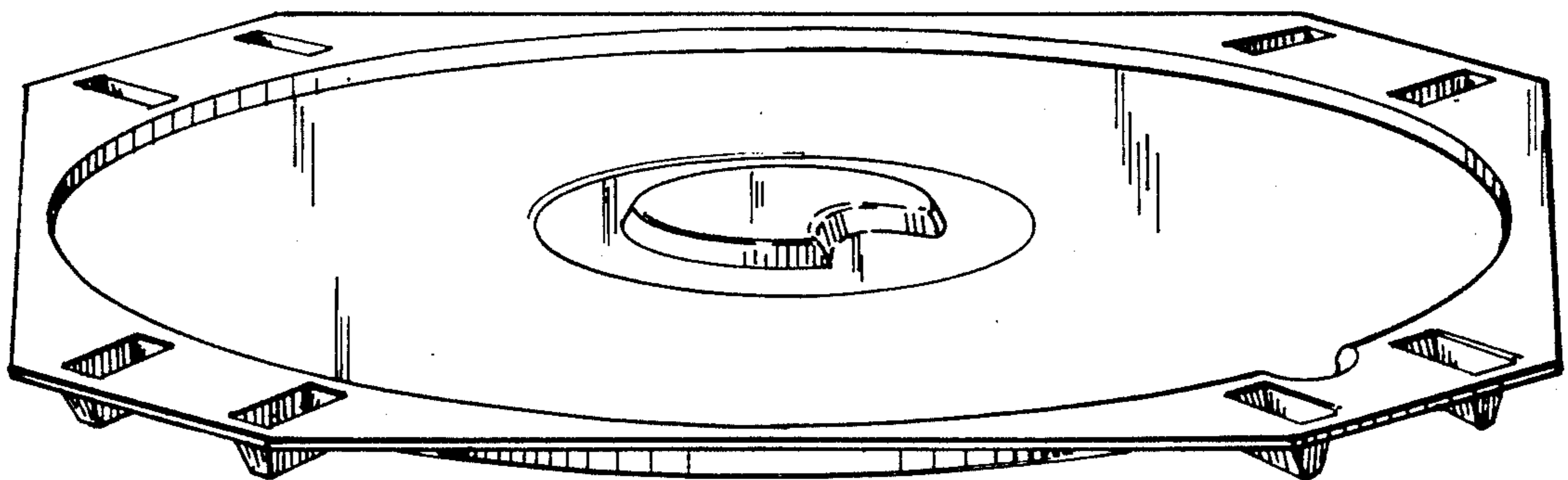


FIG. 1




FIG. 3

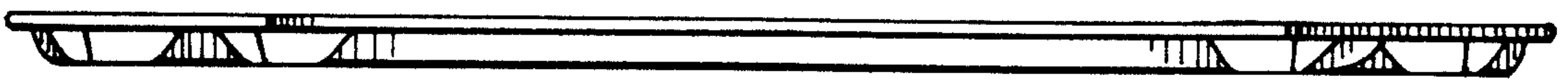


FIG. 4




FIG. 5



FIG. 6