

[54] ELECTRICALLY HEATED BASKET FOR WARMING FOOD

[75] Inventor: Robert Dziekonski, Fort Lee, N.J.

[73] Assignee: Salton, Inc., Bronx, N.Y.

[**] Term: 14 Years

[21] Appl. No.: 713,332

[22] Filed: Aug. 11, 1976

[51] Int. Cl. D7-06

[52] U.S. Cl. D7/76; D7/41

[58] Field of Search D9/247, 248; D7/77, D7/76, 121, 122, 123

[56] References Cited

U.S. PATENT DOCUMENTS

D. 65,250	7/1924	Connor	D7/76
D. 104,886	6/1937	Shuttleworth	D7/76
2,512,712	6/1950	Brody	D7/77 X

OTHER PUBLICATIONS

Premium Practice, Dec. 1936, p. 14, Basket shown at bottom left.

Primary Examiner—Winifred E. Herrmann
Attorney, Agent, or Firm—Edward D. O'Brian

[57] CLAIM

The ornamental design for an electrically heated bracket for warming food, substantially as shown and described.

DESCRIPTION

FIG. 1 is a side elevational view of an electrically heated basket for warming food showing my new design with one of the hinged covers being in an open condition for purposes of illustration;

FIG. 2 is an end elevational view thereof;

FIG. 3 is a top-plan view thereof;

FIG. 4 is a bottom-plan view thereof;

The side of the container which is not illustrated is the mirror image of the side which is illustrated; the end of the container which is not illustrated is identical to the end which is illustrated except for the omission of an electric socket appearing along the bottom edge of the container as viewed in FIG. 2 approximately at the middle of this bottom edge.




FIG. 1.




FIG. 2.

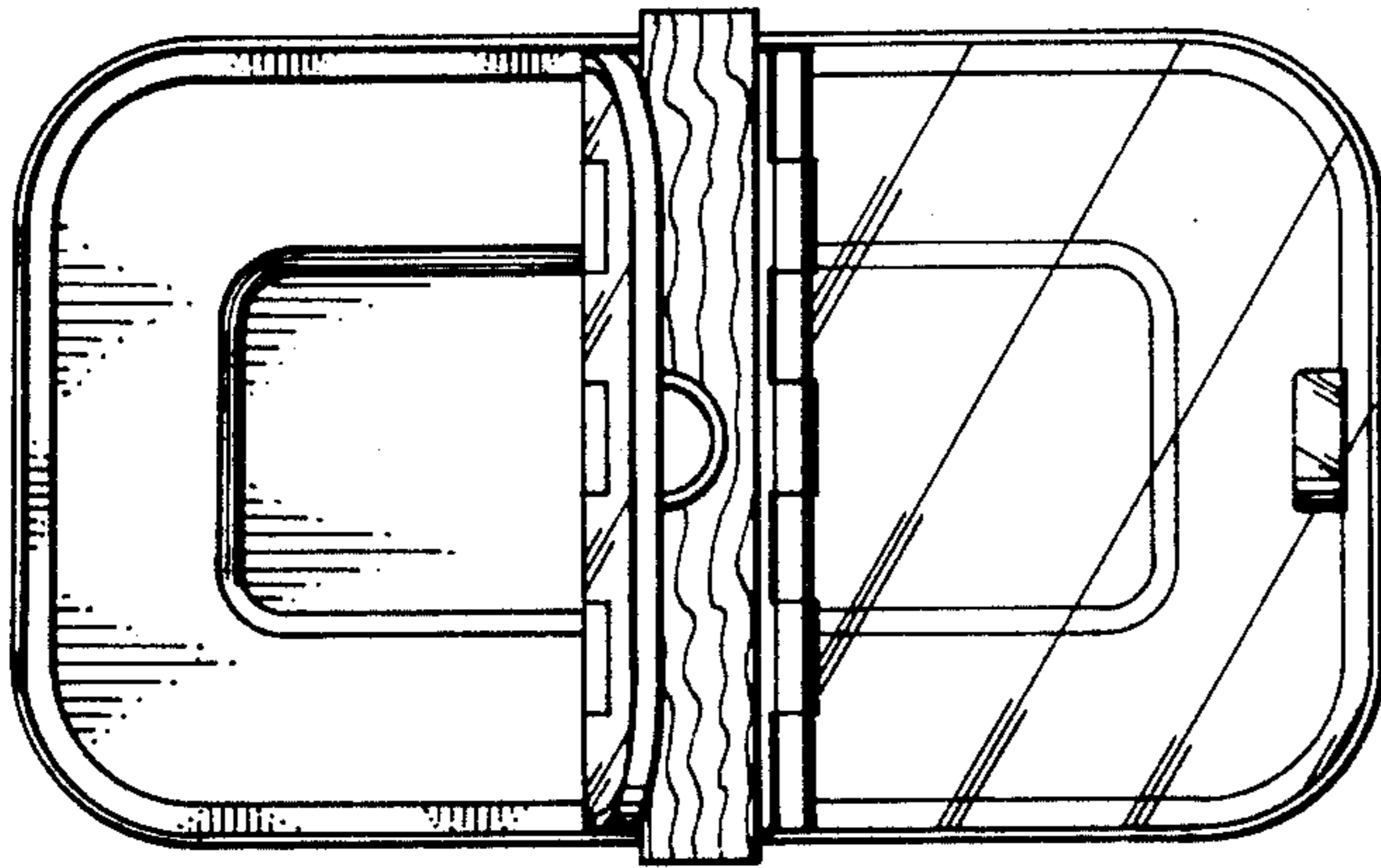
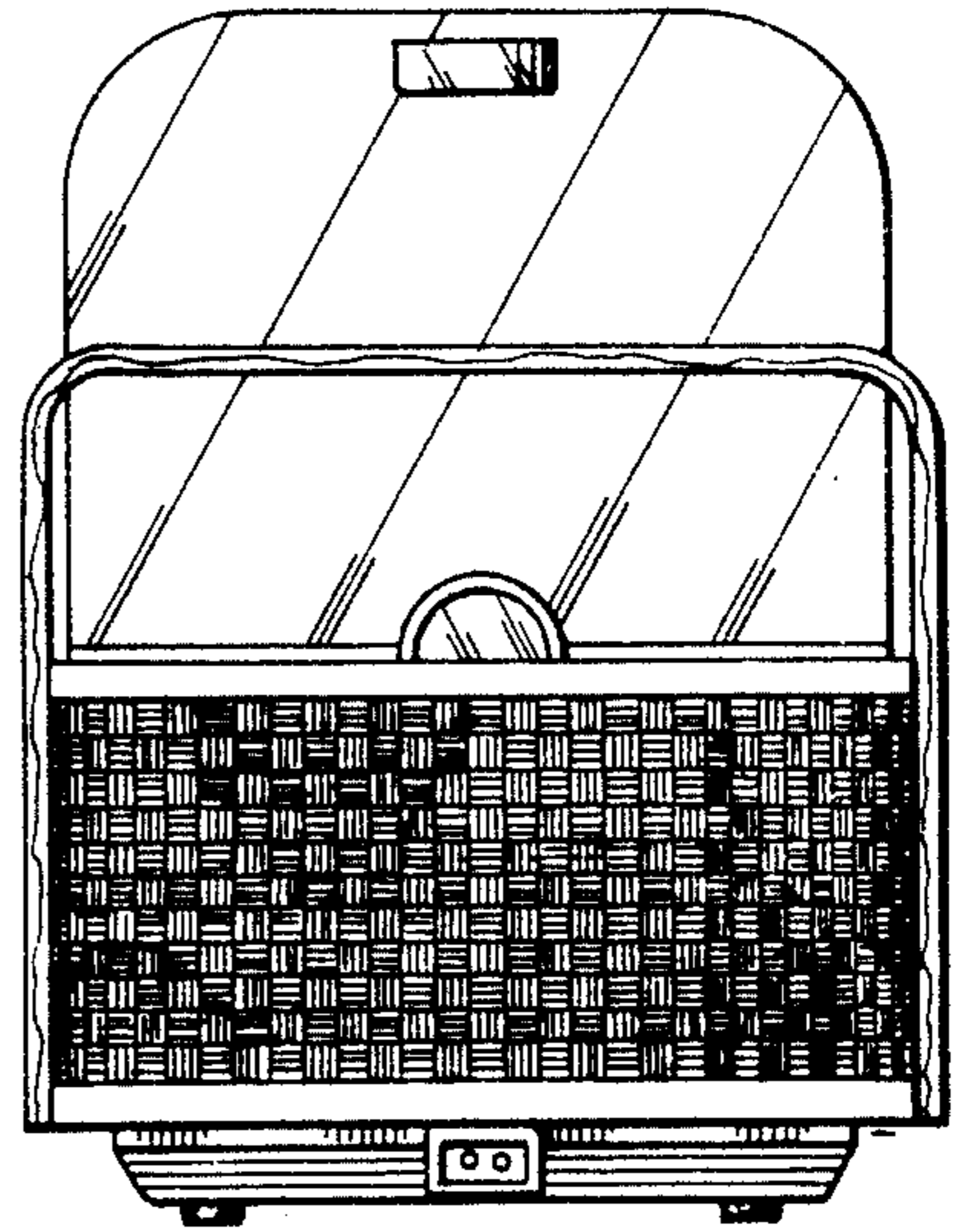


FIG. 3.

FIG. 4.

