

[54] UPHOLSTERED SCREEN

[75] Inventor: David Woods, Quakertown, Pa.

[73] Assignee: Burlington Industries, Inc.

[\*\*] Term: 14 Years

[21] Appl. No.: 869,119

[22] Filed: Jan. 13, 1978

Related U.S. Application Data

[62] Division of Ser. No. 683,007, May 4, 1976.

[51] Int. Cl. .... D6-99

[52] U.S. Cl. .... D6/139

[58] Field of Search ..... D6/63, 71, 192, 164, D6/139; 297/219, 223, 453, 452, 441; D25/58, 59, 80, 94, 98; 52/241

References Cited

U.S. PATENT DOCUMENTS

D. 26,227	10/1896	Selkirk .....	D25/58
D. 232,308	8/1974	Totoonchie .....	D25/58
3,695,691	10/1972	Putnam .....	D6/71 X
3,875,711	4/1975	Palmer .....	D25/58 X

OTHER PUBLICATIONS

Sweets Architectural File, 1975, Section 10.2 Te, p. 4, curved screen at center.

Primary Examiner—Bruce W. Dunkins  
Attorney, Agent, or Firm—Lawrence G. Kurland

[57] CLAIM

The ornamental design for an upholstered screen, substantially as shown and described.

DESCRIPTION

FIG. 1 is a perspective view of an upholstered screen showing my design wherein the undisclosed faces thereof are the same in appearance as the faces shown.

FIG. 2 is a top plan view of the upholstered screen of FIG. 1;

FIG. 3 is an enlarged fragmentary perspective view showing the lower right corner portion of the upholstered screen of FIG. 1;

FIG. 4 is an enlarged fragmentary view showing a portion of the upholstery fabric in greater detail;

FIG. 5 is a modified form of the upholstered screen disclosed in FIG. 1, the faces of the screen not shown being the same in appearance as the faces shown; and

FIG. 6 is a top plan view of the upholstered screen of FIG. 5.

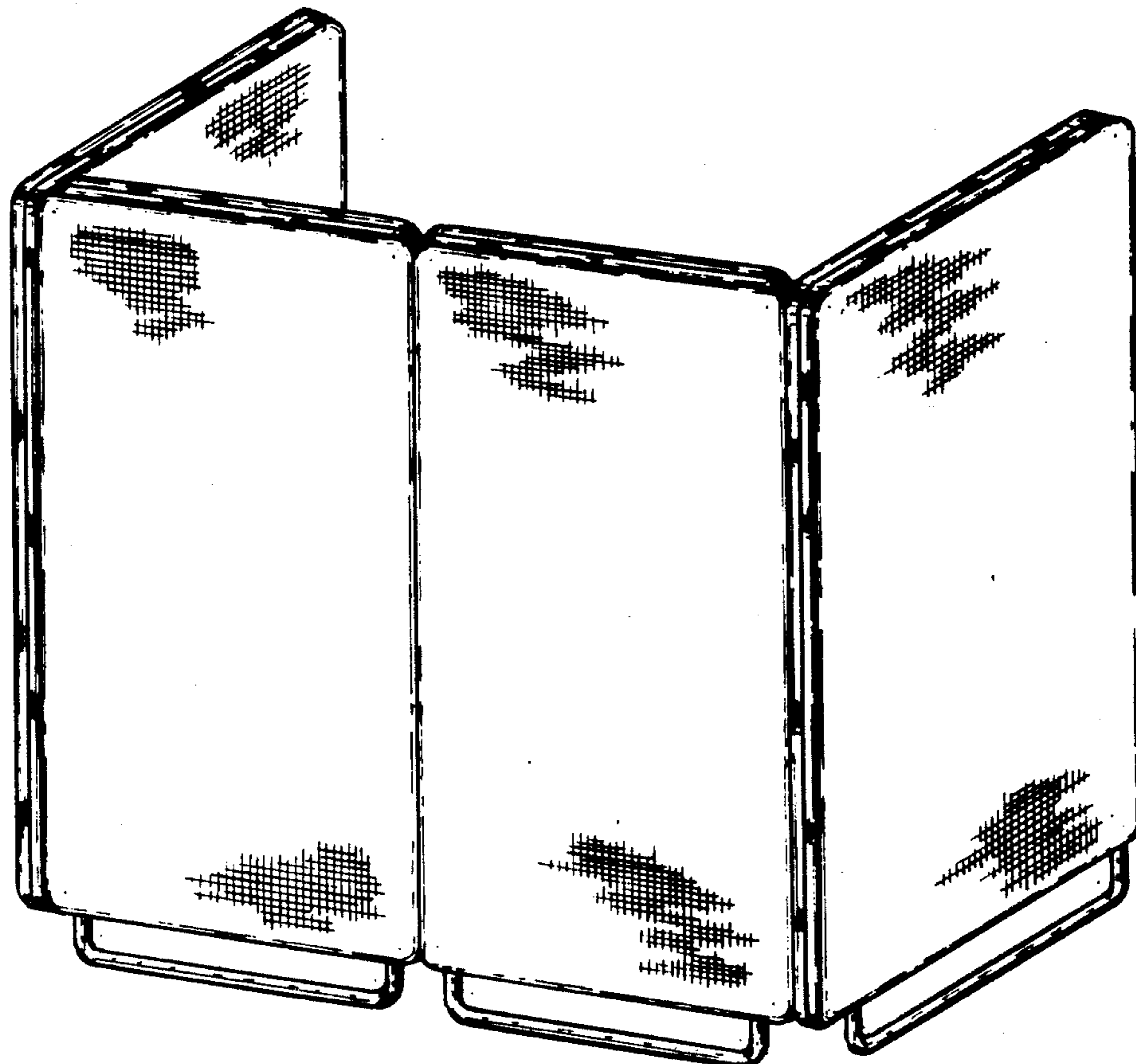


FIG. 1.

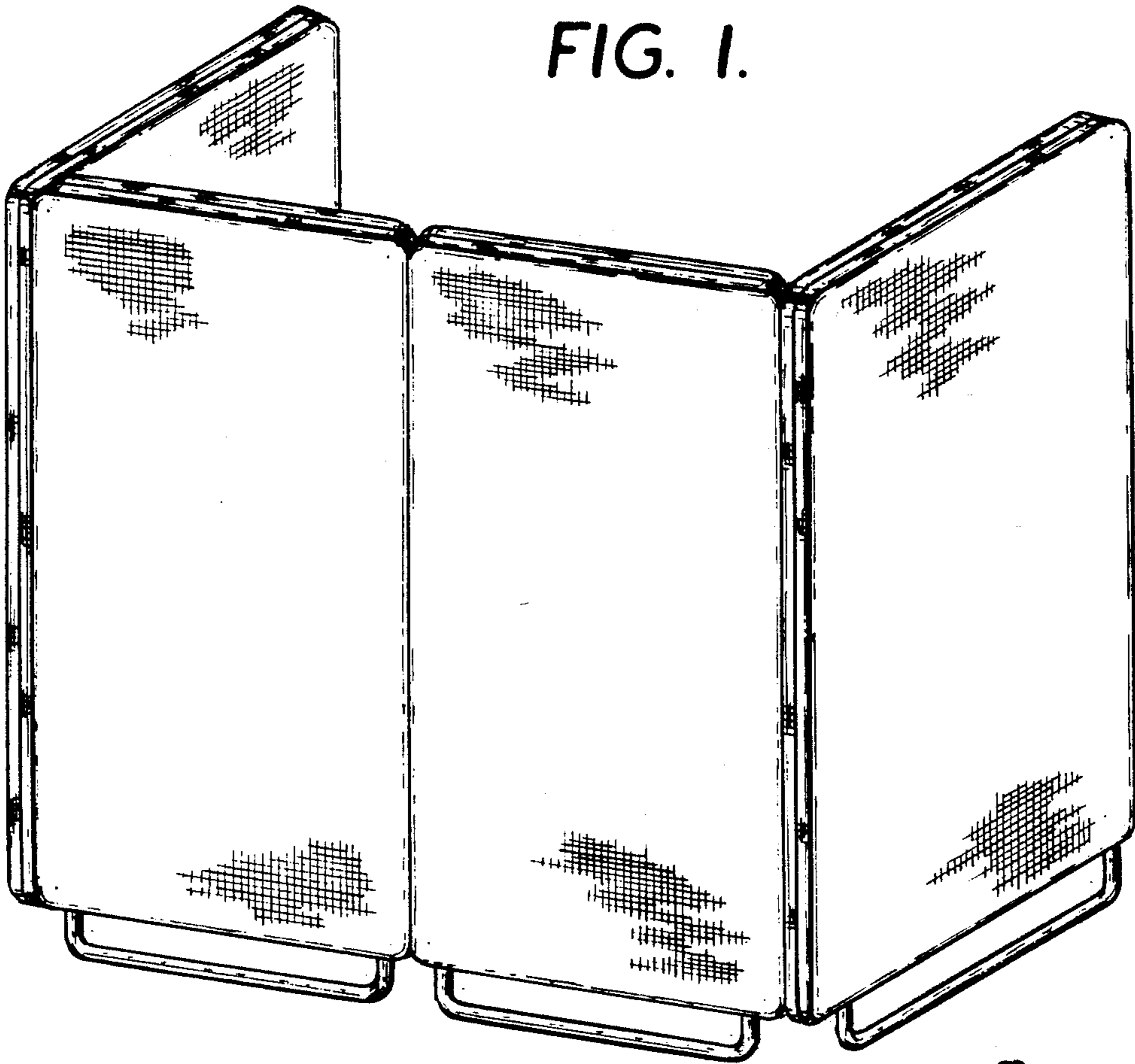


FIG. 2.

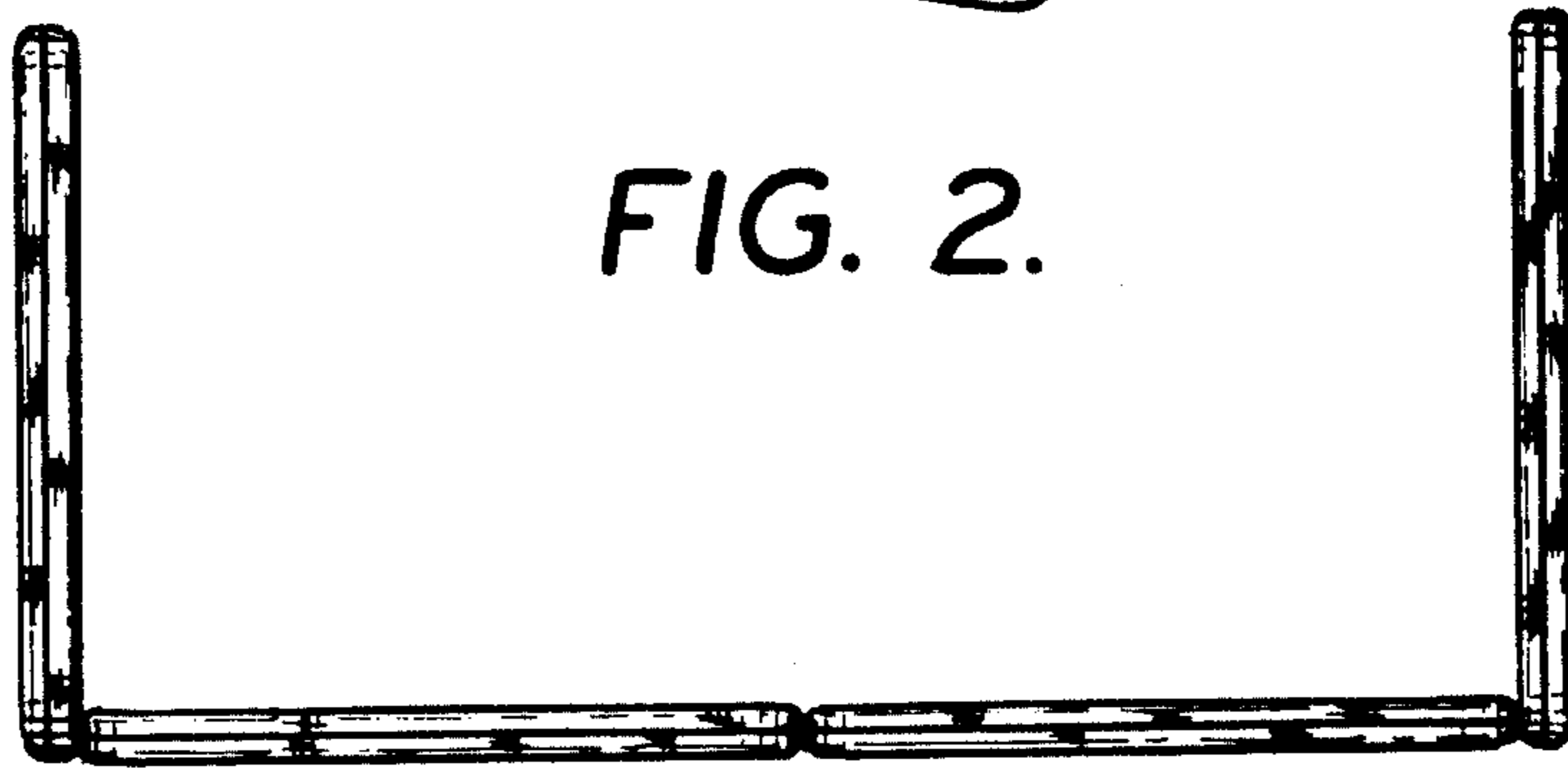


FIG. 3.

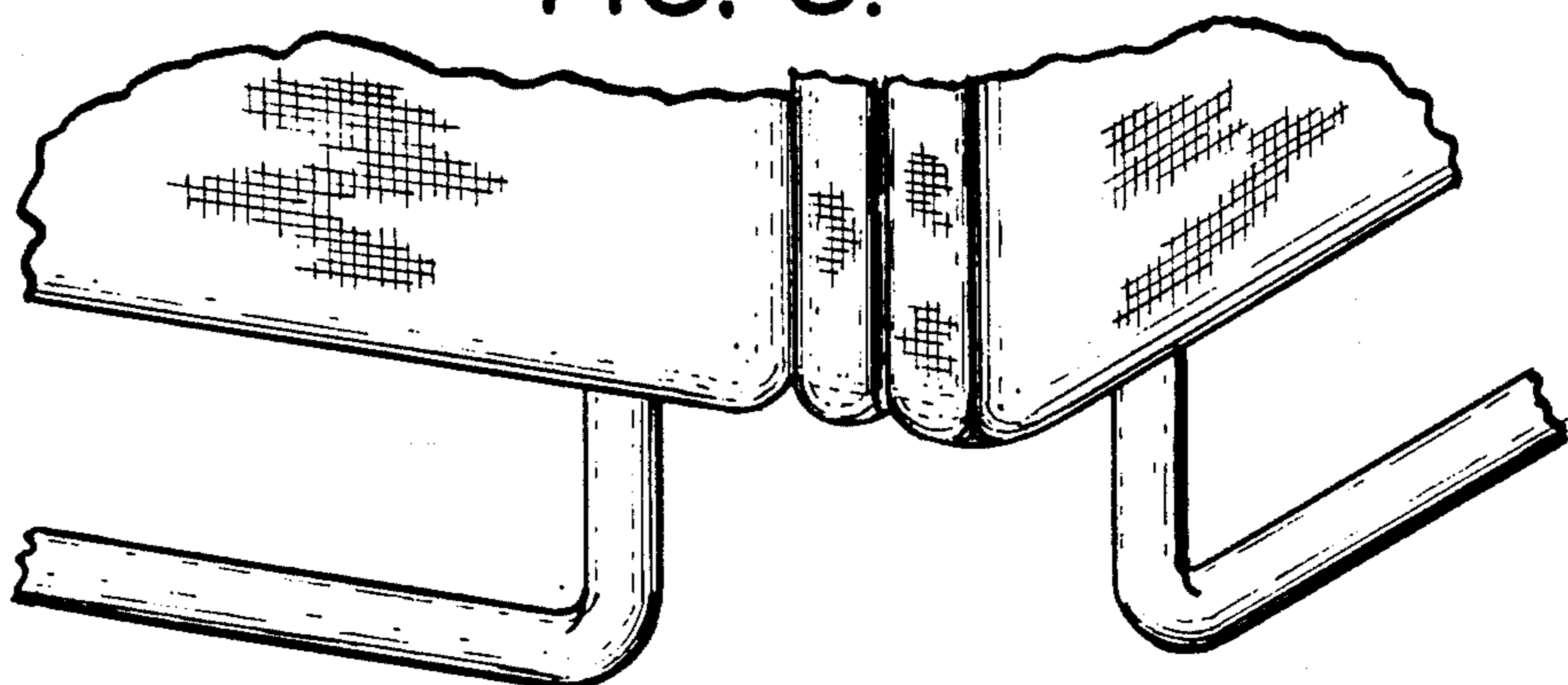


FIG. 4.




FIG. 5.




FIG. 6.

