

- [54] MODULAR DISPLAY CABINET
- [75] Inventor: **Bridget C. Ornatek**, Glenview, Ill.
- [73] Assignee: **Contempo Design Inc.**, Northfield, Ill.
- [**] Term: **14 Years**
- [21] Appl. No.: **861,330**
- [22] Filed: **Dec. 16, 1977**
- [51] Int. Cl. D20-02; D6-04
- [52] U.S. Cl. D6/168
- [58] Field of Search D6/85, 132, 134, 135, D6/139, 151, 153, 157, 167, 168, 172, 174, 181, 188, 186; 362/125, 151; 211/13; 312/117, 198, 211, 223

- D. 243,733 3/1977 Shaw et al. D6/168
- 3,980,361 9/1976 Shaw et al. 362/125

OTHER PUBLICATIONS

Architectural Forum, 11/1953, p. 171, back fixture (center row, second from right).

Primary Examiner—Wallace R. Burke
Assistant Examiner—B. J. Bullock
Attorney, Agent, or Firm—Gerald D. Hosier

[57] CLAIM

The ornamental design for a modular display cabinet, substantially as shown and described.

DESCRIPTION

FIG. 1 is a perspective view of a modular display cabinet embodying my new design;
FIG. 2 is a front elevational view thereof;
FIG. 3 is a rear elevational view thereof;
FIG. 4 is a side elevational view thereof;
FIG. 5 is a top plan view thereof.
The bottom is flat and unornamented.

[56] References Cited
U.S. PATENT DOCUMENTS

- D. 155,892 11/1949 Gruen D6/160
- D. 174,553 4/1955 Harris D6/139
- D. 235,291 6/1975 Shaw et al. D6/135




FIG. 1




FIG. 2

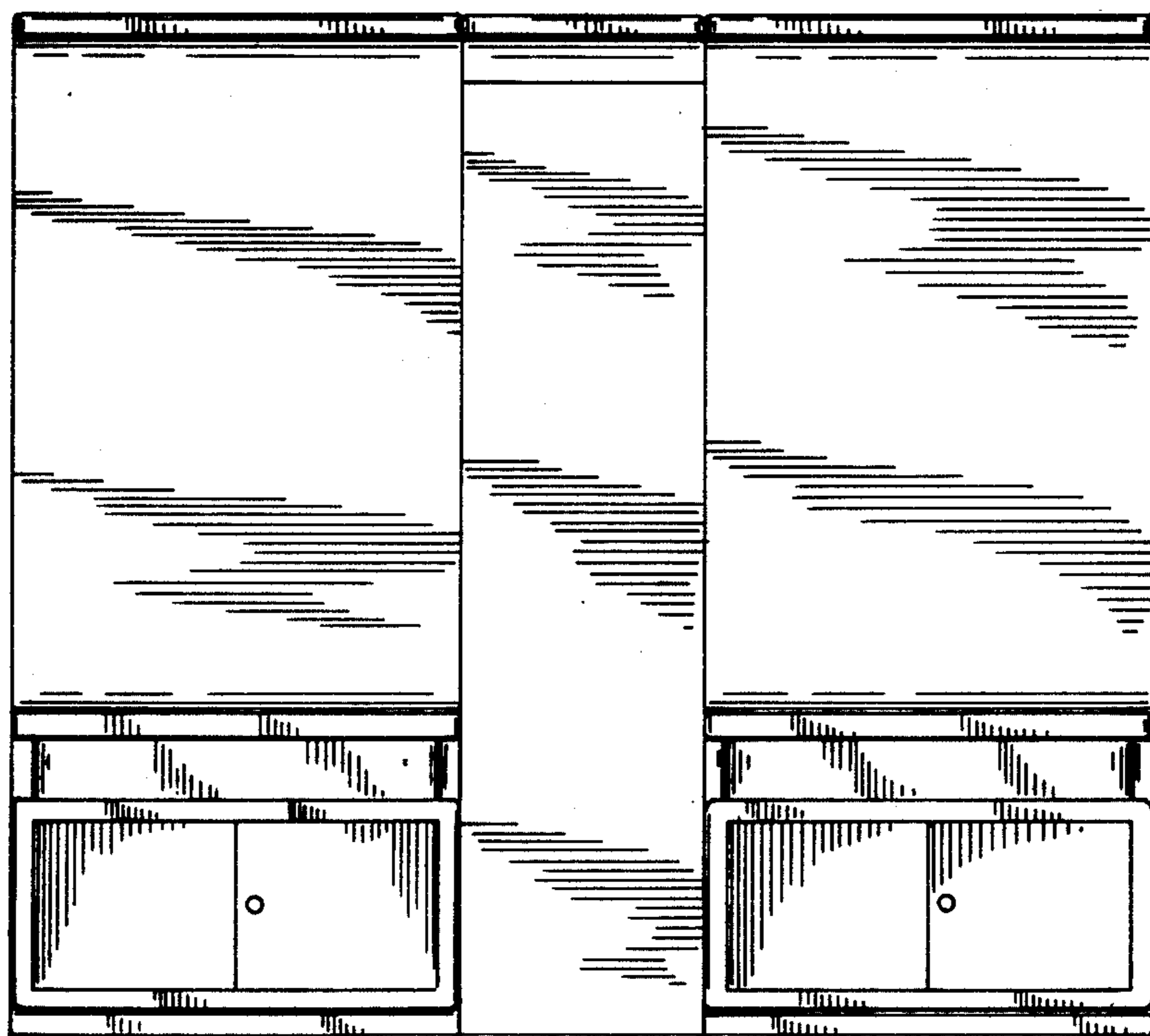


FIG. 3.

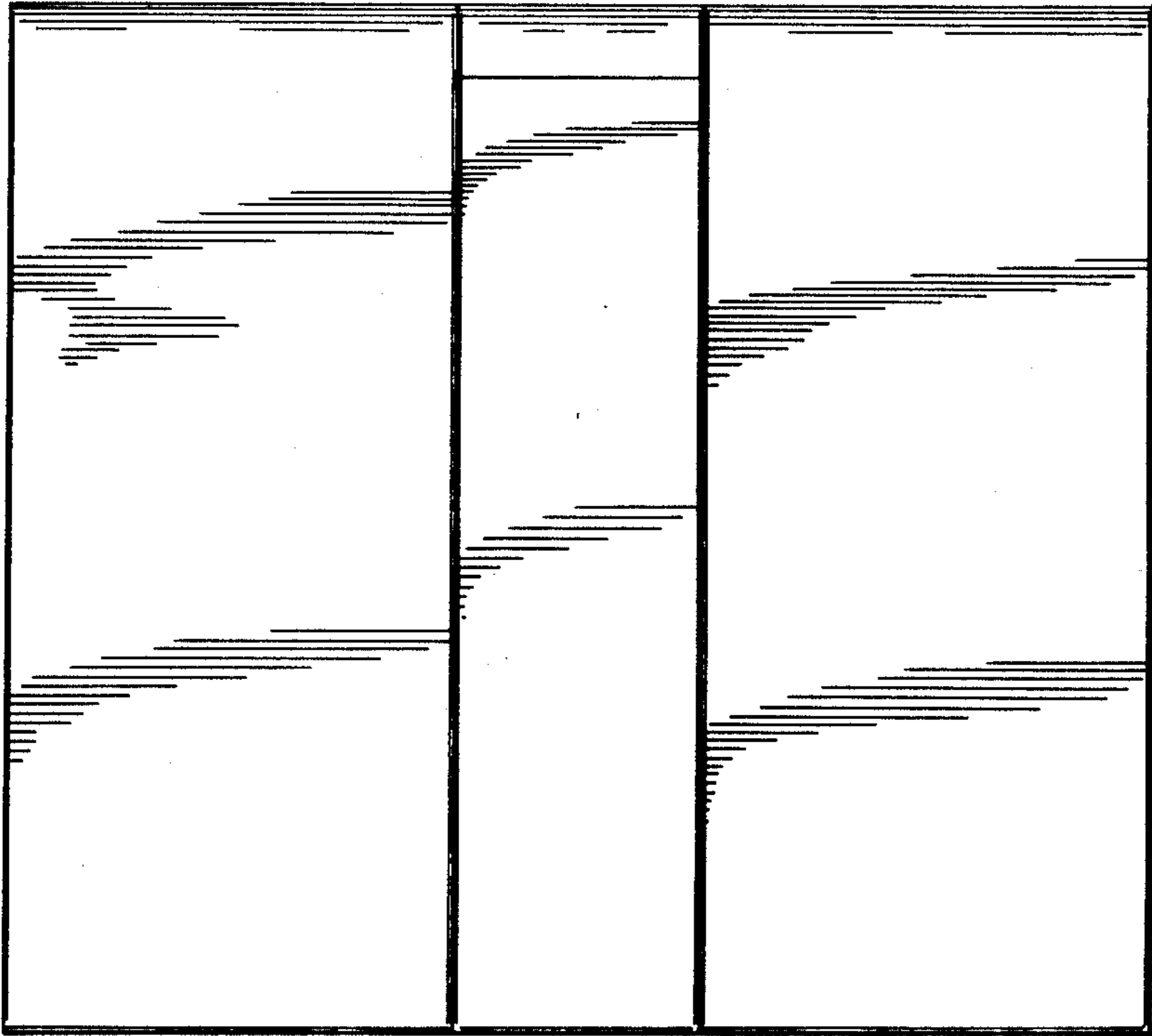


FIG. 4.



FIG. 5.

