

[54] PAINT APPLICATOR

[75] Inventor: Virgil R. Morefield, Wooster, Ohio

[73] Assignee: The Wooster Brush Company,
Wooster, Ohio

[**] Term: 14 Years

[21] Appl. No.: 799,574

[22] Filed: May 23, 1977

[51] Int. Cl. D4—04; D7—05

[52] U.S. Cl. D4/38; D7/178

[58] Field of Search D7/178; D64/18;
15/159 R, 160, 209 R, 210 R, 244; D4/38

[56] References Cited

U.S. PATENT DOCUMENTS

2,156,270	5/1939	Smith	D7/178 X
2,692,675	10/1954	Land et al.	15/209 R X
2,853,731	9/1958	Lancaster	15/210 R
2,975,453	3/1961	Imhof	15/210 R
3,117,334	1/1964	Imhof	15/210 R

Primary Examiner—Wallace R. Burke
Assistant Examiner—Catherine Kemper
Attorney, Agent, or Firm—Donald L. Otto

[57] CLAIM

The ornamental design for a paint applicator, substantially as shown and described.

DESCRIPTION

FIG. 1 is a perspective view of a paint applicator, showing my new design;

FIG. 2 is a front elevational view, the rear elevational view being identical thereto;

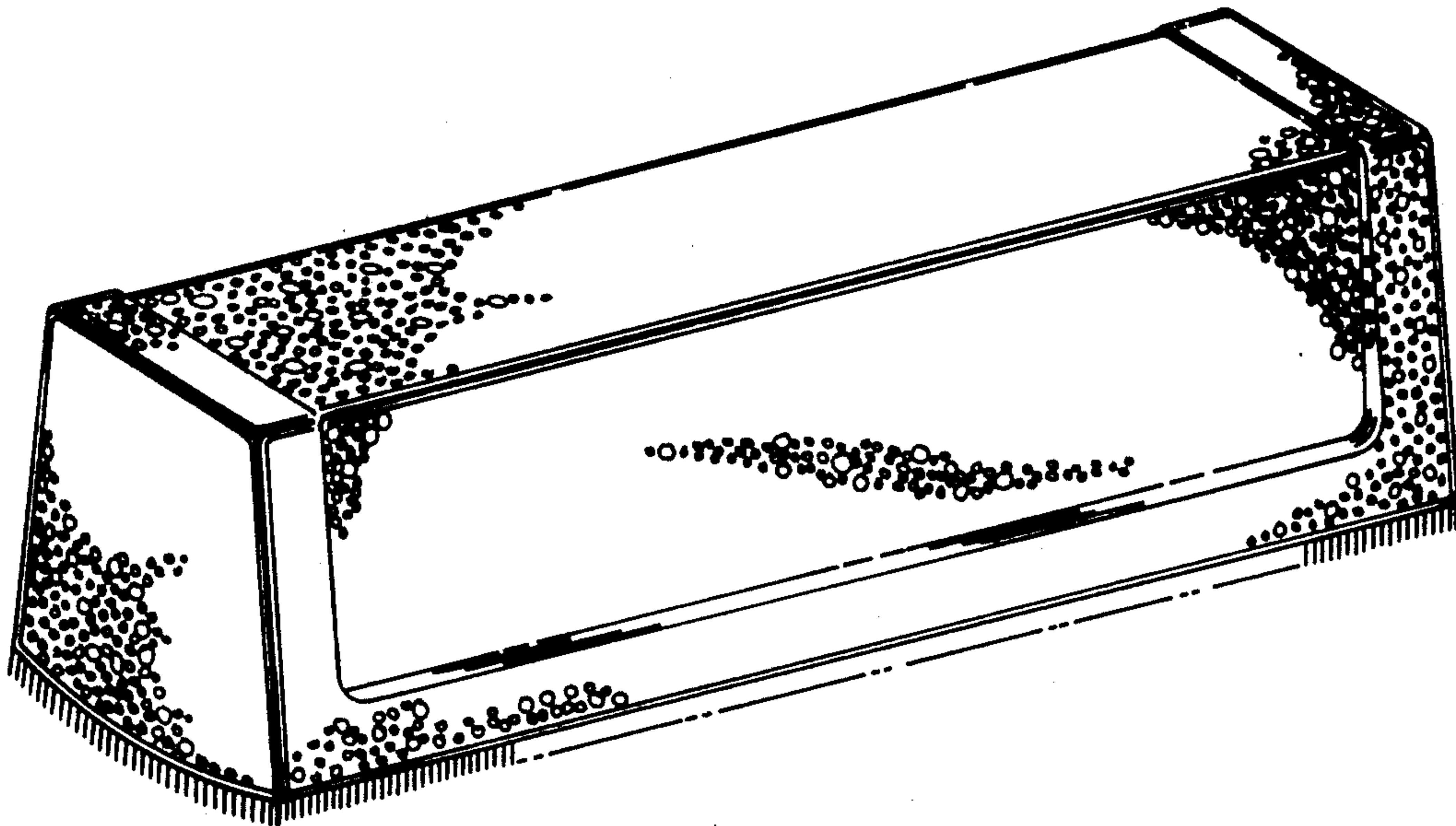
FIG. 3 is a sectional view thereof, taken along line 3—of FIG. 2;

FIG. 4 is a left end elevational view, the right end being identical thereto;

FIG. 5 is a top plan view thereof;

FIG. 6 is a bottom plan view thereof.

The surface texture which is indicated fragmentarily in FIGS. 1, 2, 4 and 5 is understood to repeat across the entire indicated surface. The rows of bristles which are shown fragmentarily in FIGS. 1, 2 and 6 are understood to continue across the entire length of the applicator.



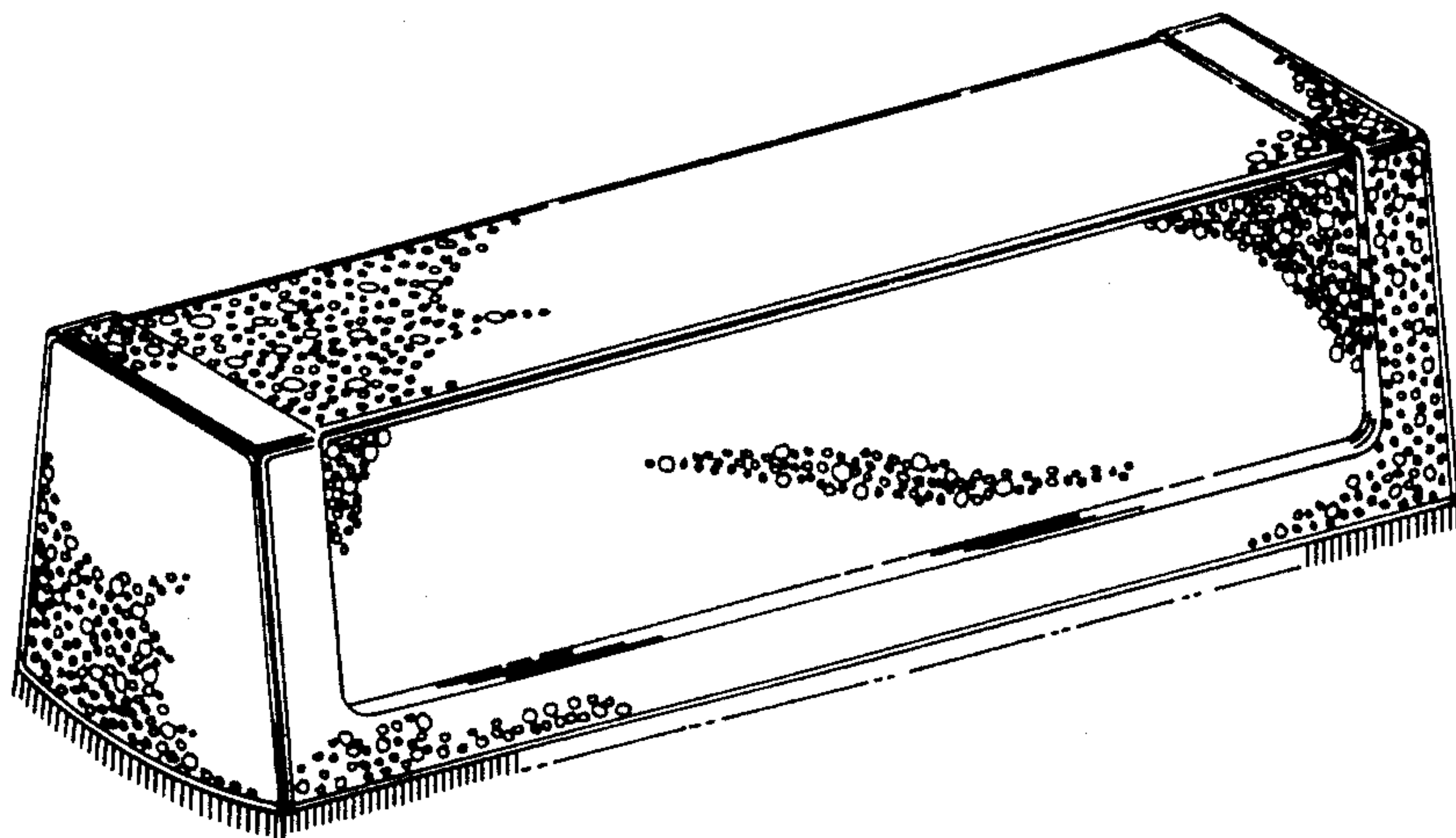


FIG. 1




FIG. 2

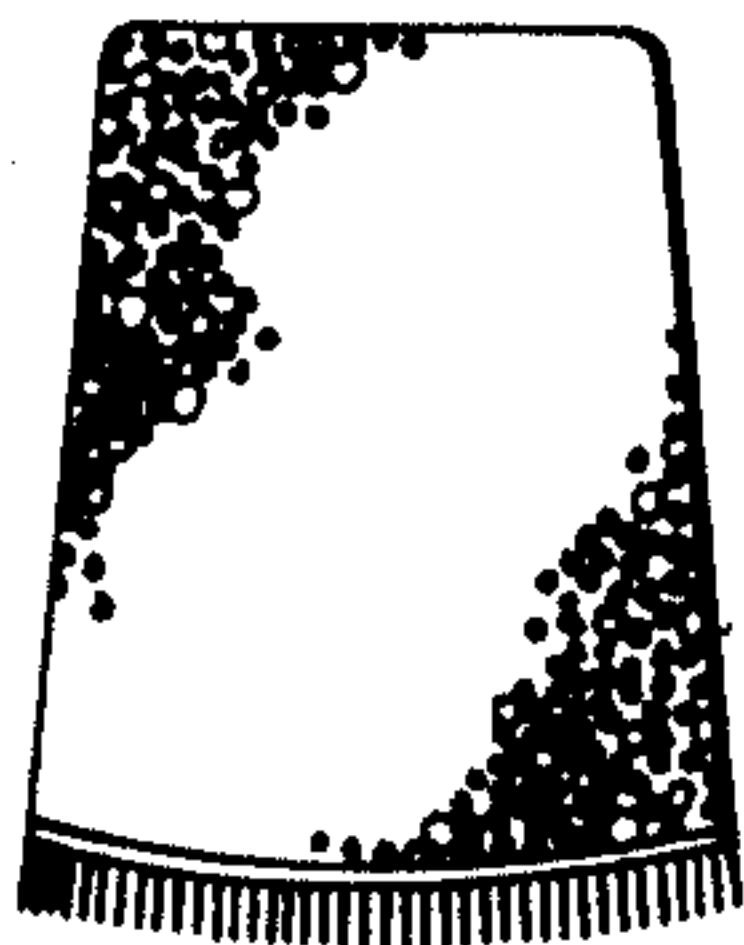


FIG. 3

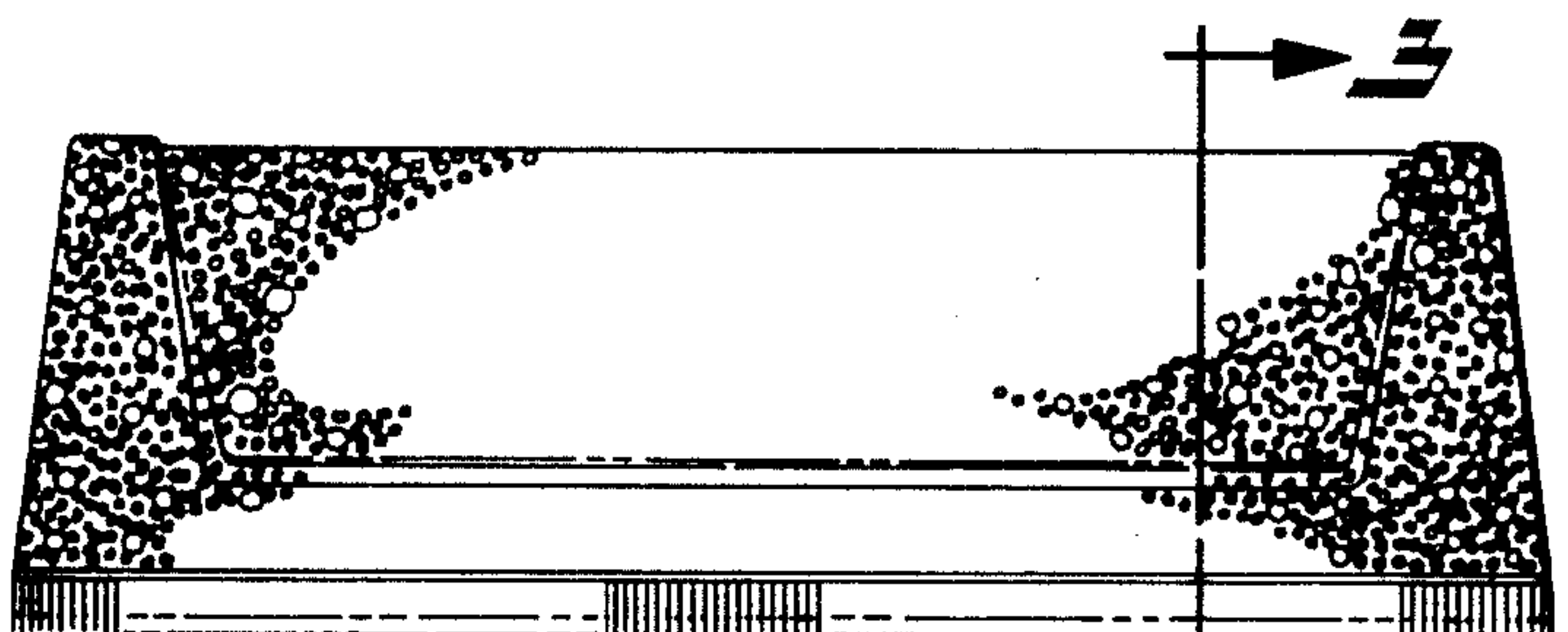


FIG. 4




FIG. 5




FIG. 6