

[54] GOLF CLUB SHAFT

[75] Inventor: Eugene Kaugars, Torrington, Conn.

[73] Assignee: Brunswick Corporation, Skokie, Ill.

[**] Term: 14 Years

[21] Appl. No.: 708,842

[22] Filed: Jul. 26, 1976

[51] Int. Cl. D21-02

[52] U.S. Cl. D34/5 GS

[58] Field of Search D34/5 GS; 273/80 R, 273/80.6, 80.9

[56] References Cited

U.S. PATENT DOCUMENTS

D. 236,735 9/1975 Bush D34/5 GS
2,001,643 5/1935 Wilcox D34/5 GS


Primary Examiner—Melvin B. Feifer
Attorney, Agent, or Firm—John G. Heimovics

[57] CLAIM

The ornamental design of a golf club shaft, as shown and described.

DESCRIPTION

FIG. 1 is an enlarged fragmentary view of a portion of the golf club shaft showing my new design;
FIG. 2 is an end view as seen from the smaller end of the shaft;
FIG. 3 is a perspective view of the shaft.
The characteristic feature of my design resides in the repetitive stepped pattern of long, medium, short and then short, medium, long steps along the shaft.






FIG. 2

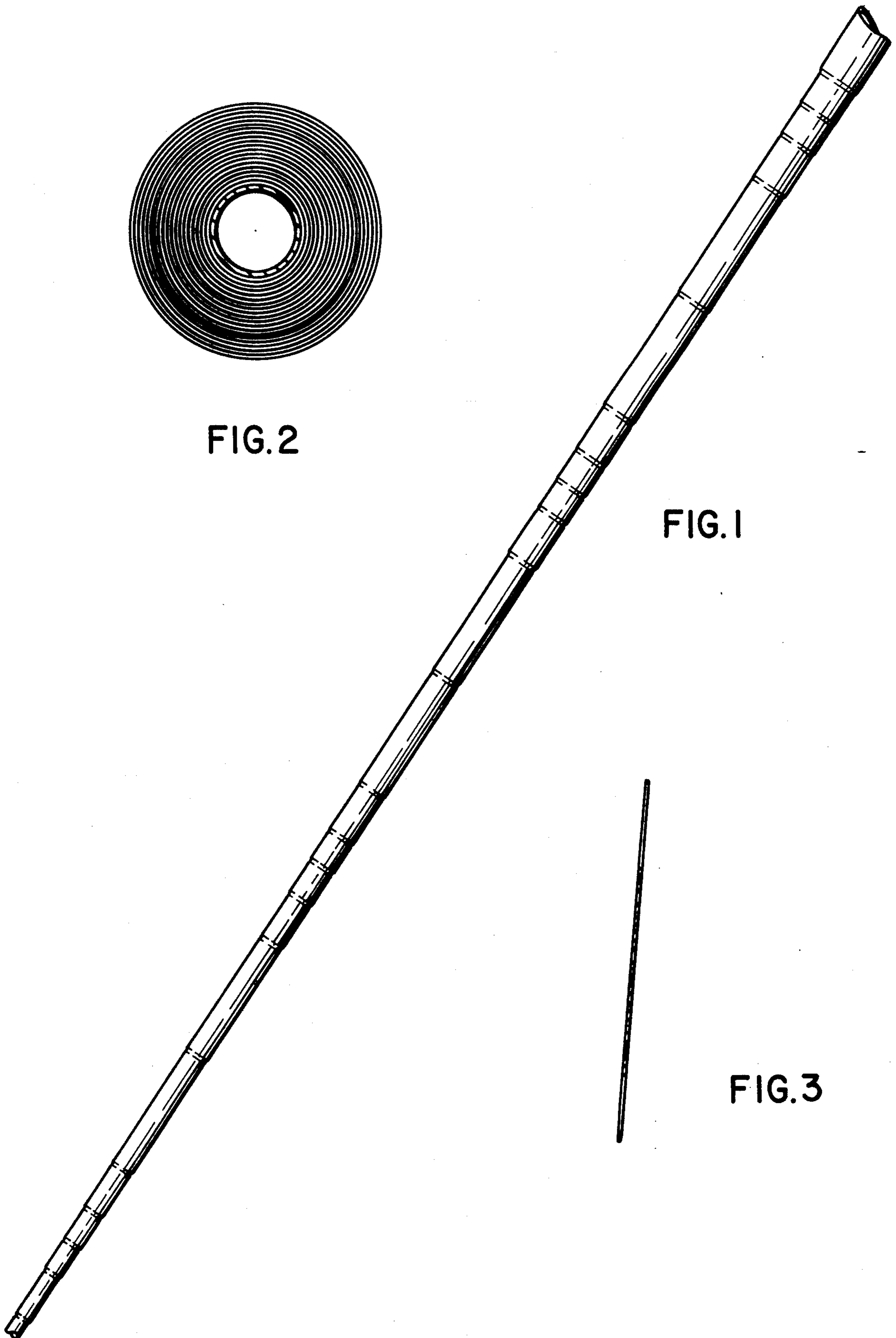


FIG. 1



FIG. 3