

[54] **MOW-OVER ROTARY PET TIE-OUT STAKE**

[75] **Inventor: Gaylord V. Laukhuf, Antwerp, Ohio**

[73] **Assignee: Carolyn J. Laukhuf, Antwerp, Ohio**

[\*\*] **Term: 14 Years**

[21] **Appl. No.: 763,875**

[22] **Filed: Jan. 31, 1977**

[51] **Int. Cl. .... D23-09**

[52] **U.S. Cl. .... D30/44**

[58] **Field of Search .... 119/117-121**

[56] **References Cited**

**U.S. PATENT DOCUMENTS**

91,042	6/1869	Raiford .....	119/117
227,675	5/1880	Carnes et al. ....	119/117
D. 243,351	2/1977	Laukhuf .....	D30/44
D. 245,032	7/1977	Hoffmann .....	D30/44

1,092,036	3/1917	Fry .....	119/117
2,087,176	7/1937	Webb .....	119/121
2,551,540	5/1951	Johnson .....	119/121
2,790,419	4/1957	Sullivan .....	119/121
2,812,743	11/1957	Dustin .....	119/117
3,100,476	8/1963	Peak .....	119/121
3,508,525	4/1970	Sawyer .....	119/117

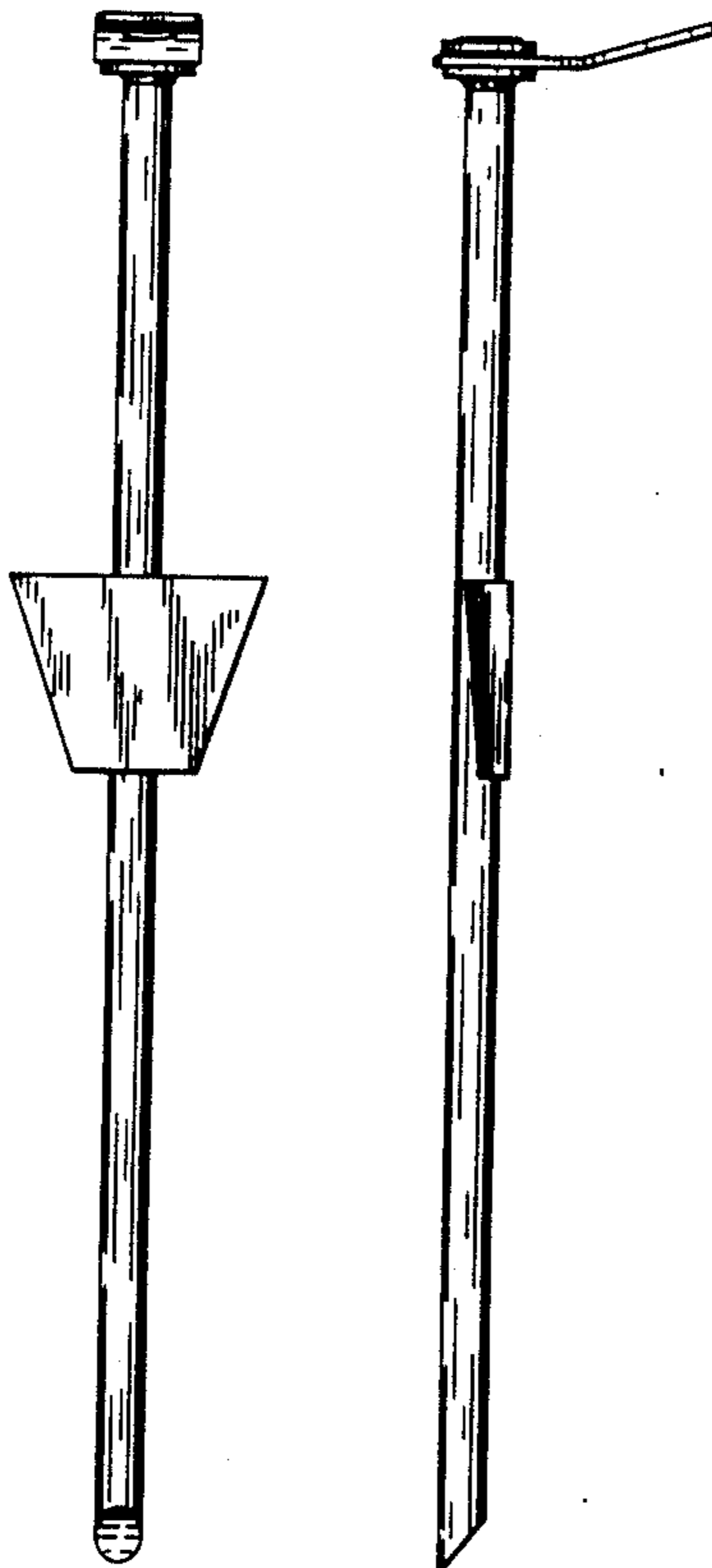
*Primary Examiner*—James R. Largen  
*Attorney, Agent, or Firm*—George A. Gust

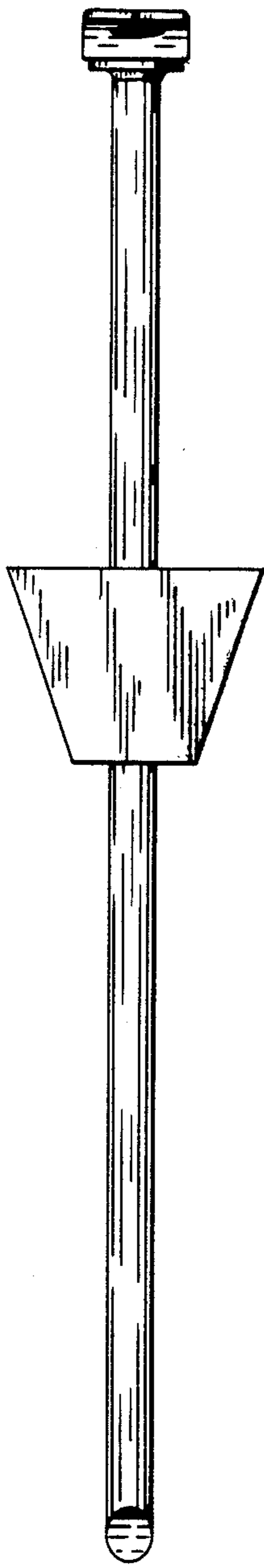
[57] **CLAIM**

The ornamental design for a mow-over rotary pet tie-out stake, as shown.

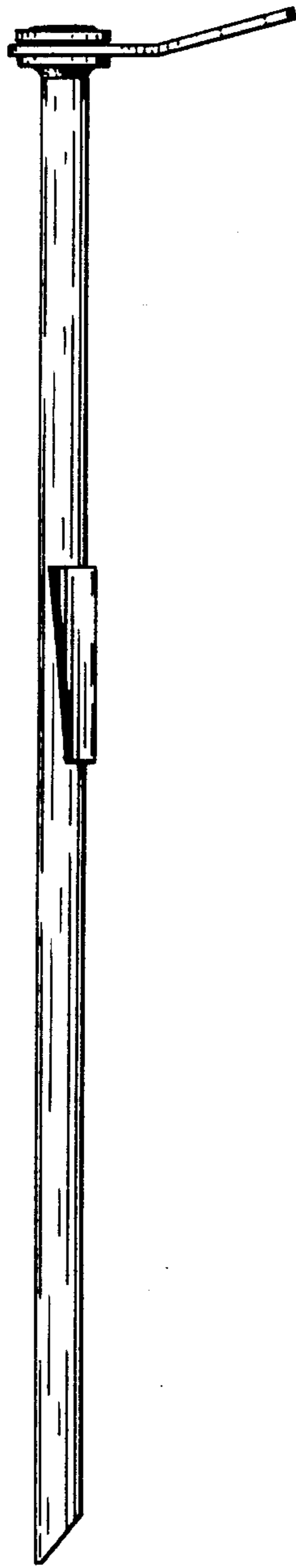
**DESCRIPTION**

FIG. 1 is a front elevational view of a mow-over pet tie-out stake showing my new design; FIG. 2 is a side elevational view thereof; FIG. 3 is a rear elevational view thereof; FIG. 4 is a top plan view thereof; and FIG. 5 is a bottom plan view thereof.

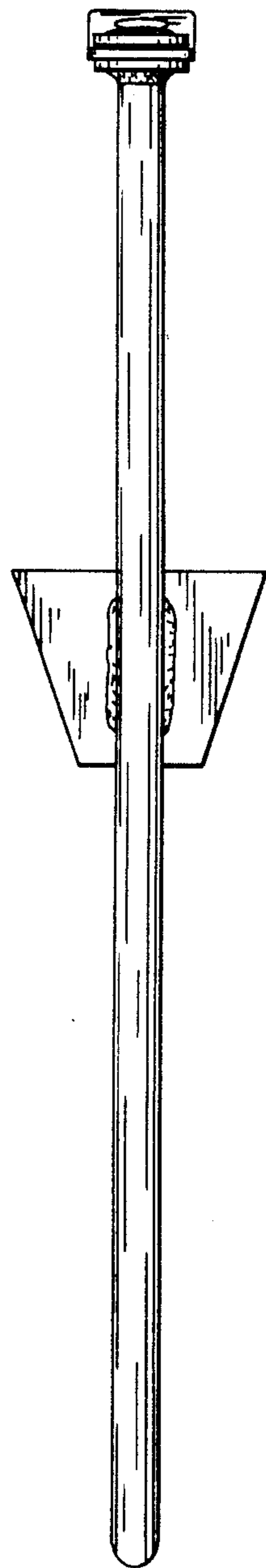




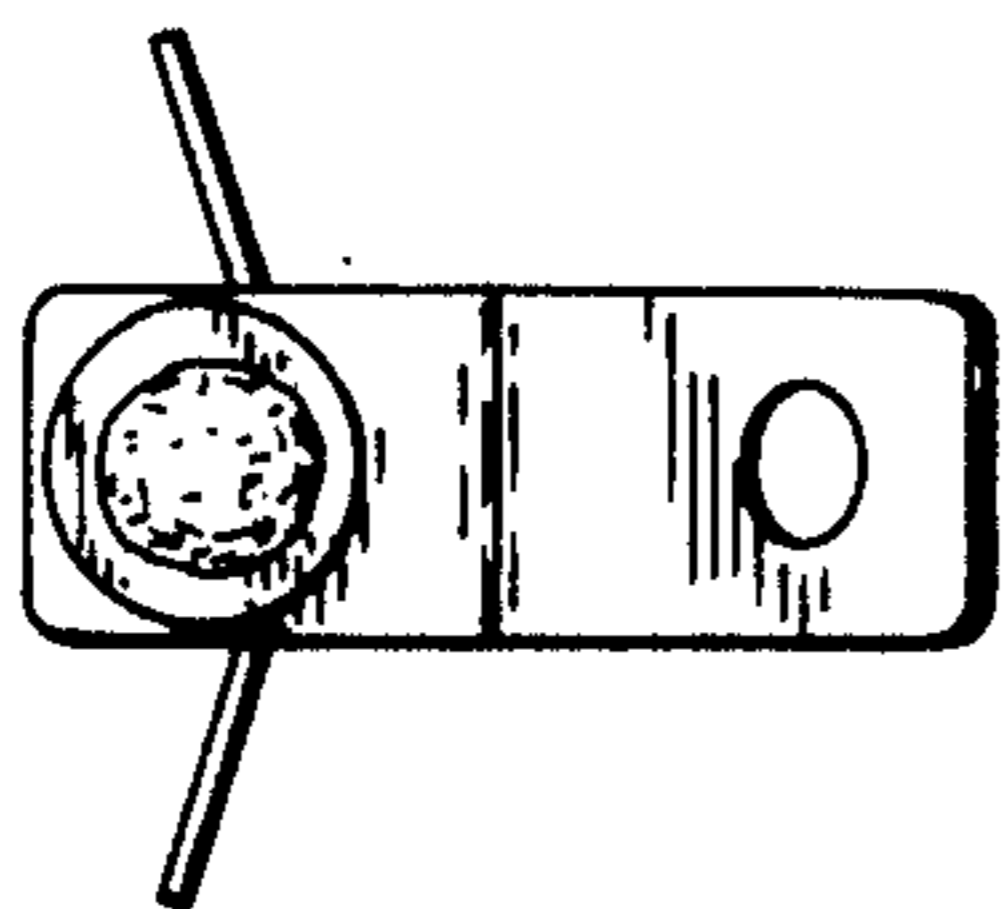
F I G. 1



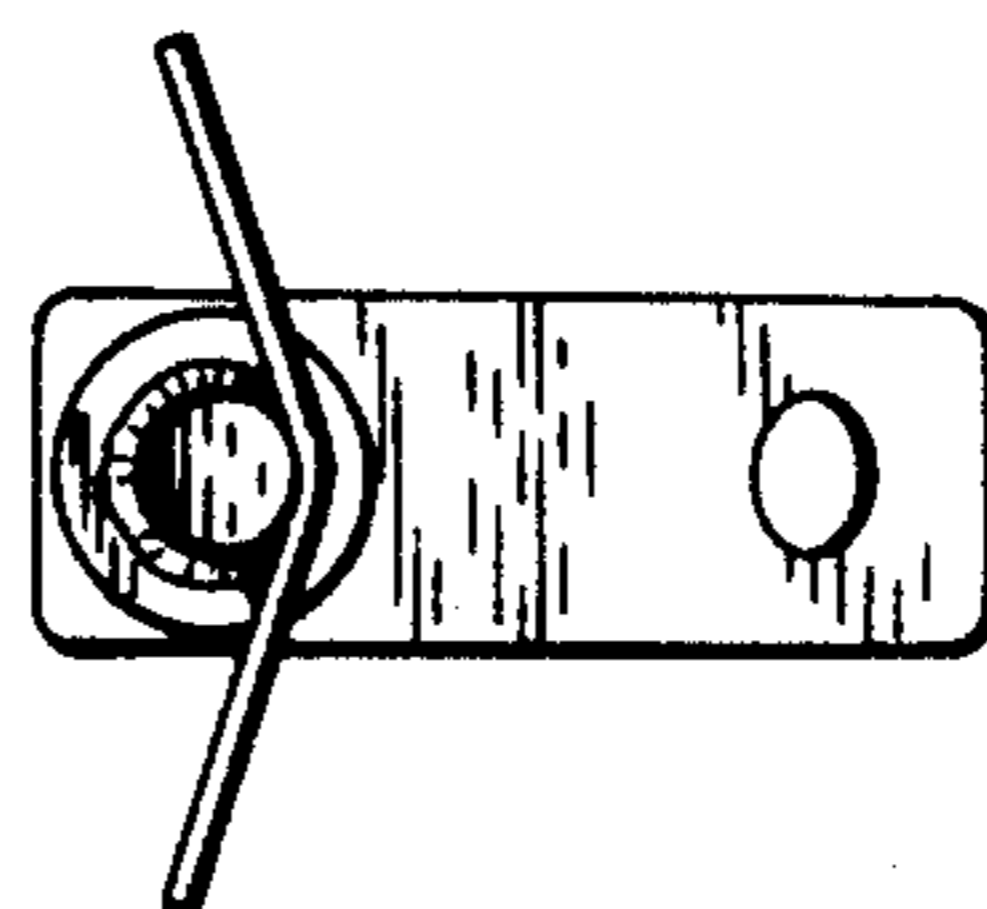
F I G. 2



F I G. 3



F I G. 4



F I G. 5