

[54] **SCISSORS**

[76] **Inventor:** Alan Spigelman, 235 E. 22nd St.,
New York, N.Y. 10010

[**] **Term:** 7 Years

[21] **Appl. No.:** 781,284

[22] **Filed:** Mar. 25, 1977

[51] **Int. Cl.** D8—03

[52] **U.S. Cl.** D8/57

[58] **Field of Search** D8/57, 5, 3, 4, 52,
D8/53, 55, 56, 58; 30/253, 254, 255, 256, 257,
259, 260, 341

[56] **References Cited**

U.S. PATENT DOCUMENTS

D. 53,607 7/1919 Rauh D8/57
D. 237,038 10/1975 Laurenti D8/57

606,472 6/1898 Ogden D8/57 X
2,728,140 12/1955 Krusius D8/57 X
3,979,826 9/1976 Koch D8/57 X

FOREIGN PATENT DOCUMENTS

30,880 of 1897 United Kingdom 30/341

Primary Examiner—Winifred E. Herrmann
Attorney, Agent, or Firm—K. M. Le Fever

[57] **CLAIM**

The ornamental design for scissors, as shown.

DESCRIPTION

FIG. 1 is a top plan view of scissors, showing my new design.

FIG. 2 is a front elevational view.

FIG. 3 is a left end view of the elevation of FIG. 2.

FIG. 4 is a right end view of the elevation of FIG. 2.

FIG. 5 is a bottom plan view.

FIG. 6 is a rear elevational view.

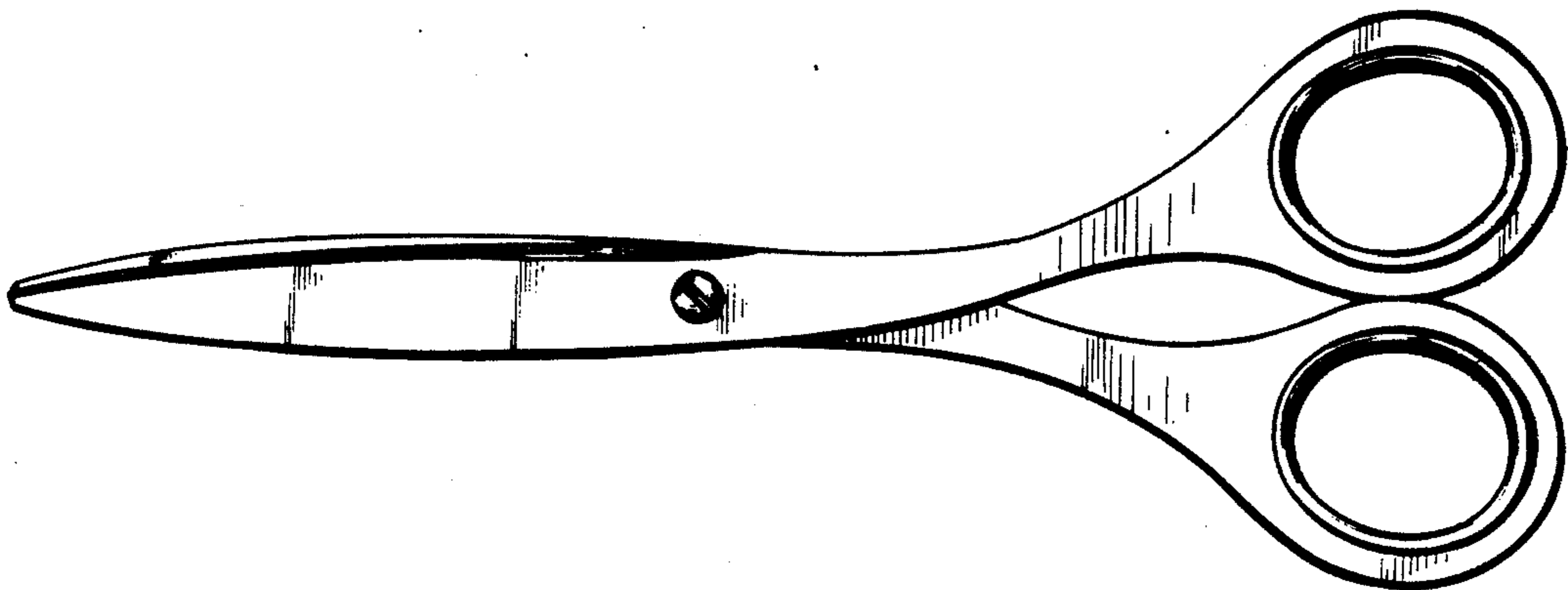




FIG. 1

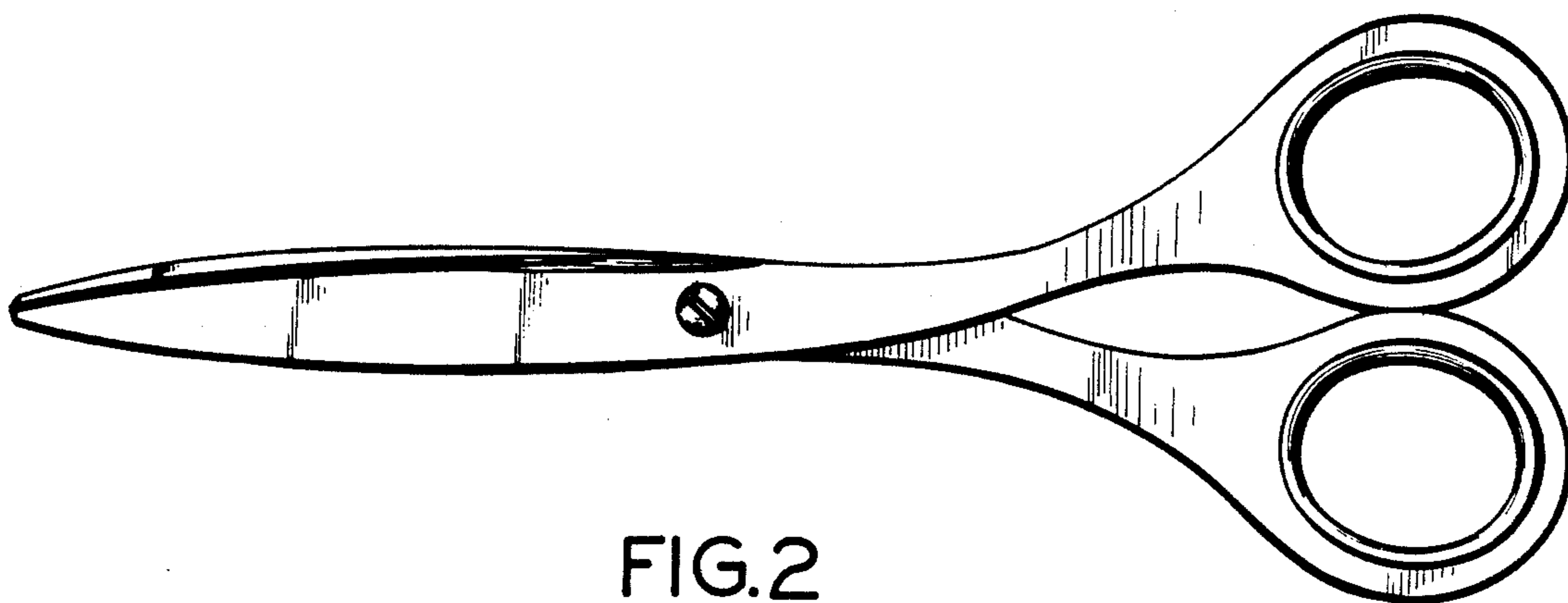


FIG. 2



FIG. 3



FIG. 4



FIG. 5

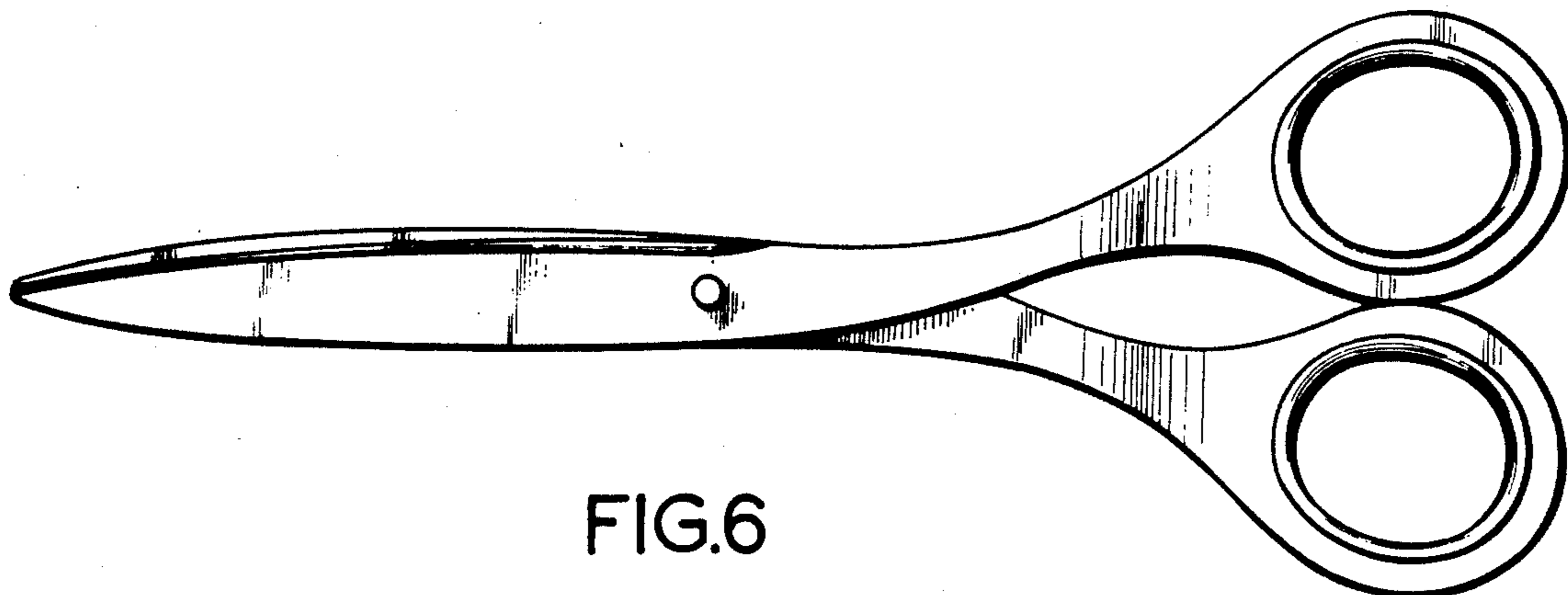


FIG. 6