

[54] **SEAT OR SIMILAR ARTICLE**

[75] Inventor: **Stanley P. Nash, Johnson Creek, Wis.**

[73] Assignee: **Schweiger Industries, Inc., Jefferson, Wis.**

[**] Term: **7 Years**

[21] Appl. No.: **786,090**

[22] Filed: **Apr. 11, 1977**

[51] Int. Cl. **D6—01**

[52] U.S. Cl. **D6/62; D6/68**

[58] Field of Search **D6/47-78, D6/37-39**

[56] **References Cited**

U.S. PATENT DOCUMENTS

- D. 222,831 1/1972 Lax D6/73
- D. 235,827 7/1975 Mergenov D6/67 X

- D. 237,028 10/1975 Null D6/63 X
- D. 240,176 6/1976 Friedman D6/63
- D. 240,680 7/1976 Nash D6/62
- D. 243,893 4/1977 Beall, Jr. D6/63

Primary Examiner—Bruce W. Dunkins
Attorney, Agent, or Firm—Fred Wiviott

[57] **CLAIM**

The ornamental design for a seat, as shown and described.

DESCRIPTION

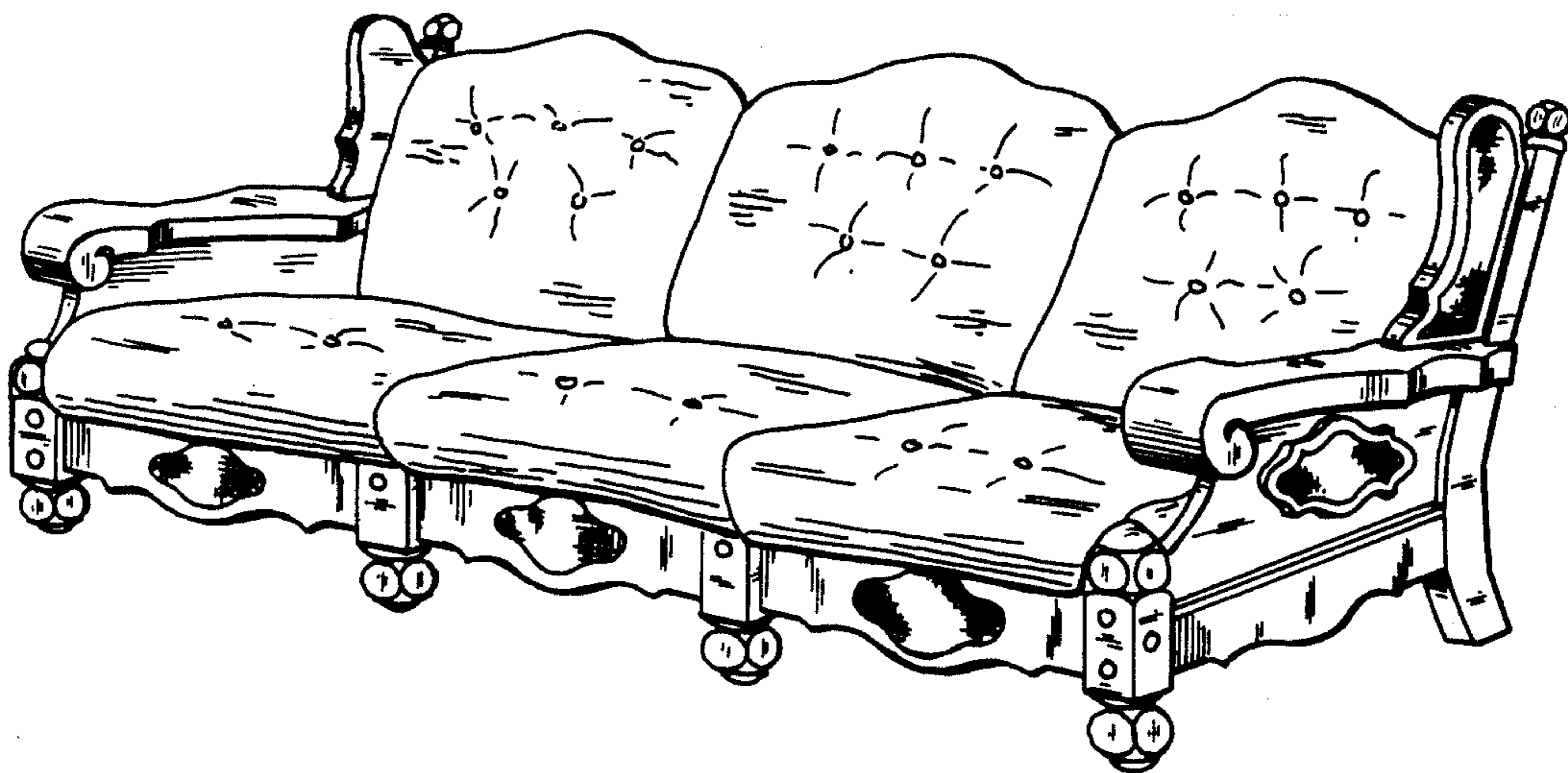
FIG. 1 is a front perspective view of a seat showing the design in the form of a sofa;

FIG. 2 is a rear elevational view of the seat shown in FIG. 1;

FIG. 3 is a front perspective view of the design shown in the form of a loveseat; and

FIG. 4 is a front perspective view of the design in the form of an armchair.

The side of the seat not shown in a mirror image of the side shown.



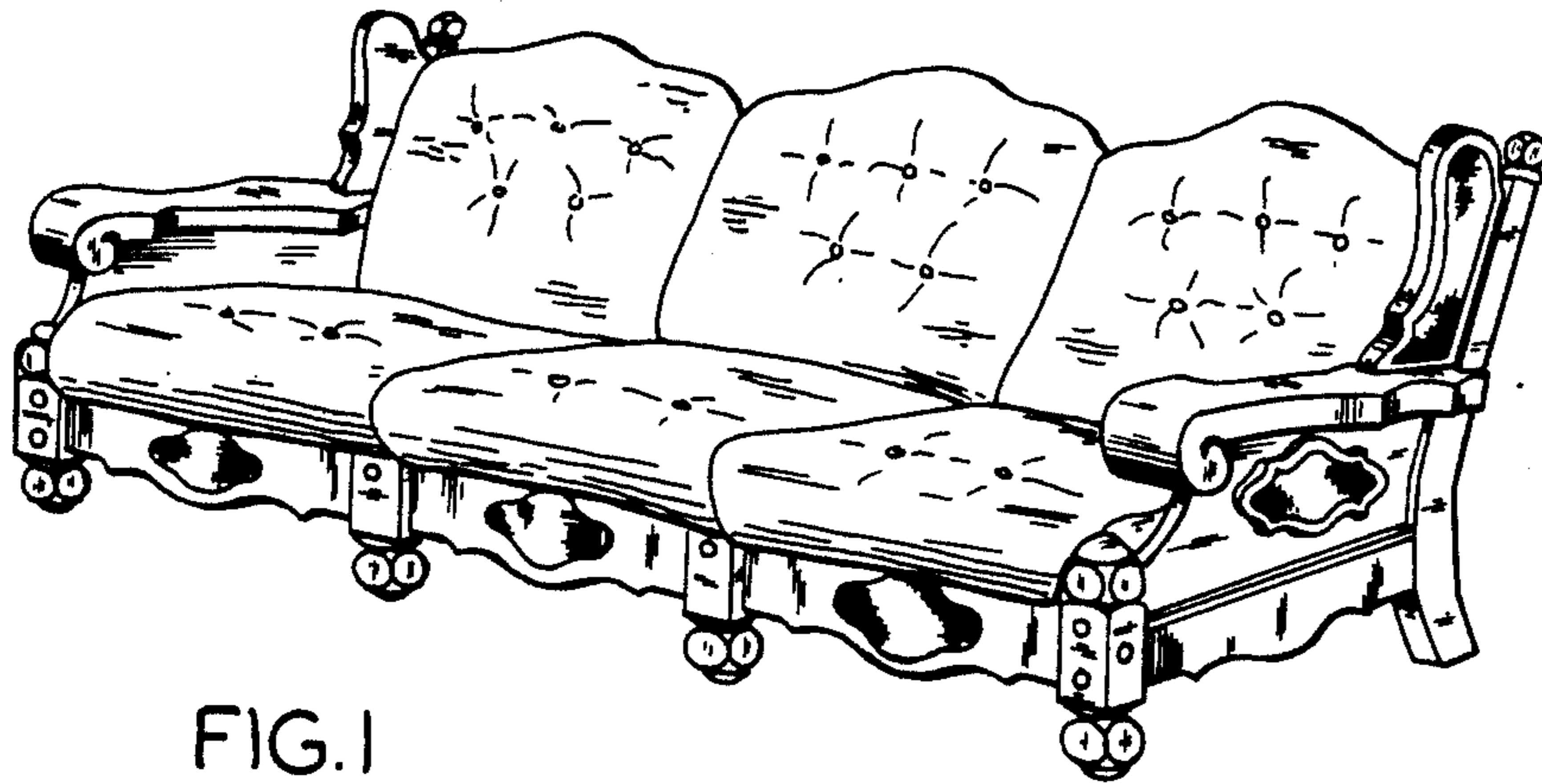


FIG. 1




FIG. 2

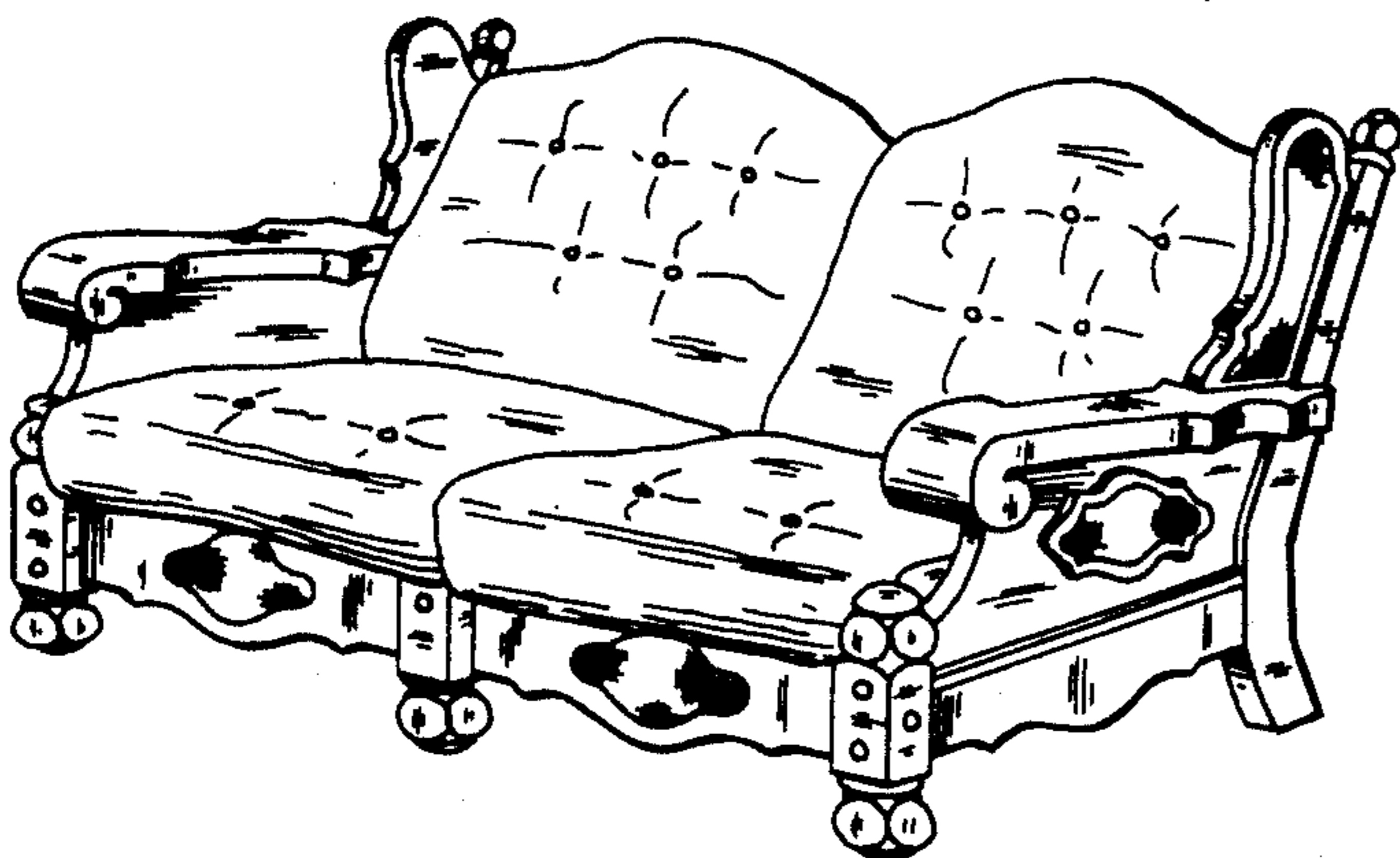


FIG. 3




FIG. 4